

US00D546965S

(12) **United States Design Patent**
Arce et al.

(10) **Patent No.:** **US D546,965 S**
(45) **Date of Patent:** **** Jul. 17, 2007**

(54) **STORAGE CASE**

(75) Inventors: **Sandra Arce**, Mine Hill, NJ (US);
Silvio J. DiMarchi, Leonia, NJ (US);
Brenda Williams-Halsey, Lake
Hopatcong, NJ (US); **Sheng-Fu Lee**,
Ramsey, NJ (US); **Robert McKay**,
Wanaque, NJ (US); **Lawrence P.**
Scanzillo, Upper Saddle River, NJ (US)

(73) Assignee: **McNeil-PPC, Inc.**, Skillman, NJ (US)

(**) Term: **14 Years**

(21) Appl. No.: **29/244,054**

(22) Filed: **Dec. 2, 2005**

(51) **LOC (8) Cl.** **24-01**

(52) **U.S. Cl.** **D24/217**

(58) **Field of Classification Search** D24/156,
D24/216-232; 206/363, 379, 368-370, 438-439;
211/69-70; 422/26, 28, 33, 292, 295, 297,
422/300, 310; 433/77; 220/4.28, 318, 326
See application file for complete search history.

(56) **References Cited**

U.S. PATENT DOCUMENTS

4,798,292 A * 1/1989 Hauze 206/439
5,202,098 A * 4/1993 Nichols 422/300
D339,424 S * 9/1993 Riley D24/217
5,281,400 A * 1/1994 Berry, Jr. 422/295
5,340,551 A * 8/1994 Berry, Jr. 422/300
5,573,741 A * 11/1996 Riley 422/300
5,628,970 A * 5/1997 Basile et al. 422/297

D415,284 S * 10/1999 Grieco et al. D24/217
6,099,812 A * 8/2000 Allen et al. 422/300
6,116,452 A * 9/2000 Hamel et al. 220/318
6,138,850 A * 10/2000 Berry, III 220/4.28
6,193,932 B1 * 2/2001 Wu et al. 422/28
6,713,029 B1 * 3/2004 Krafft et al. 422/300
6,783,004 B1 * 8/2004 Rinner 206/368
6,874,634 B2 * 4/2005 Riley 206/439
7,021,485 B1 * 4/2006 Baker et al. 220/326
D530,824 S * 10/2006 Bennison D24/217

* cited by examiner

Primary Examiner—Louis Zarfaz

Assistant Examiner—Mark Cavanna

(74) *Attorney, Agent, or Firm*—Karen G. Horowitz; Evan J.
Federman; Philip S. Johnson

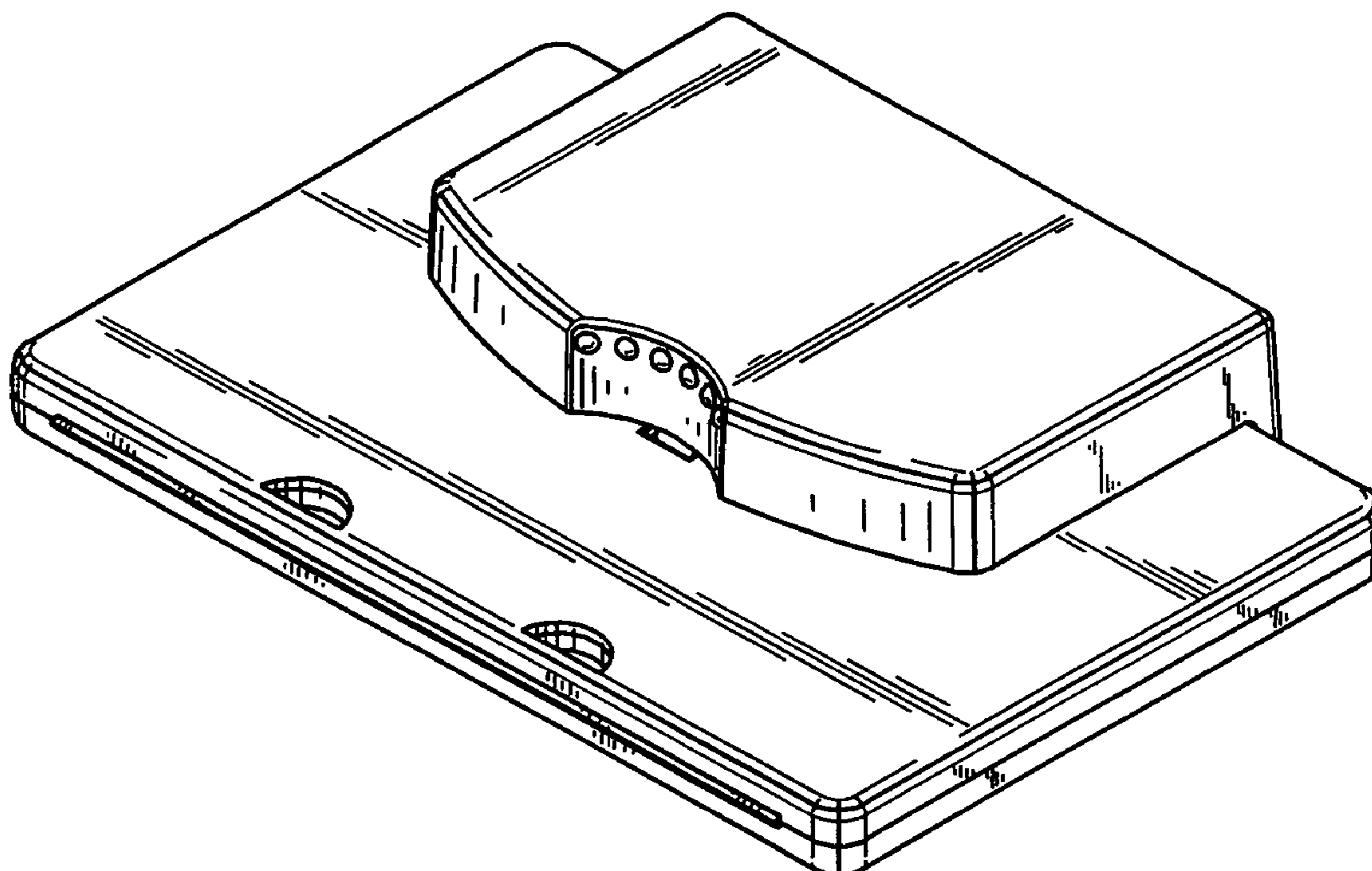
(57) **CLAIM**

We claim the ornamental design for a storage case, as shown
and described.

DESCRIPTION

FIG. 1 is a front perspective view of a storage case;
FIG. 2 is a top view thereof;
FIG. 3 is a front view thereof;
FIG. 4 is a right side elevation view with the left side being
a mirror image thereof;
FIG. 5 is a rear view thereof; and,
FIG. 6 is a bottom view thereof.
The left side of the storage case is symmetrical with the right
side elevation view as shown in FIG. 4.

1 Claim, 2 Drawing Sheets



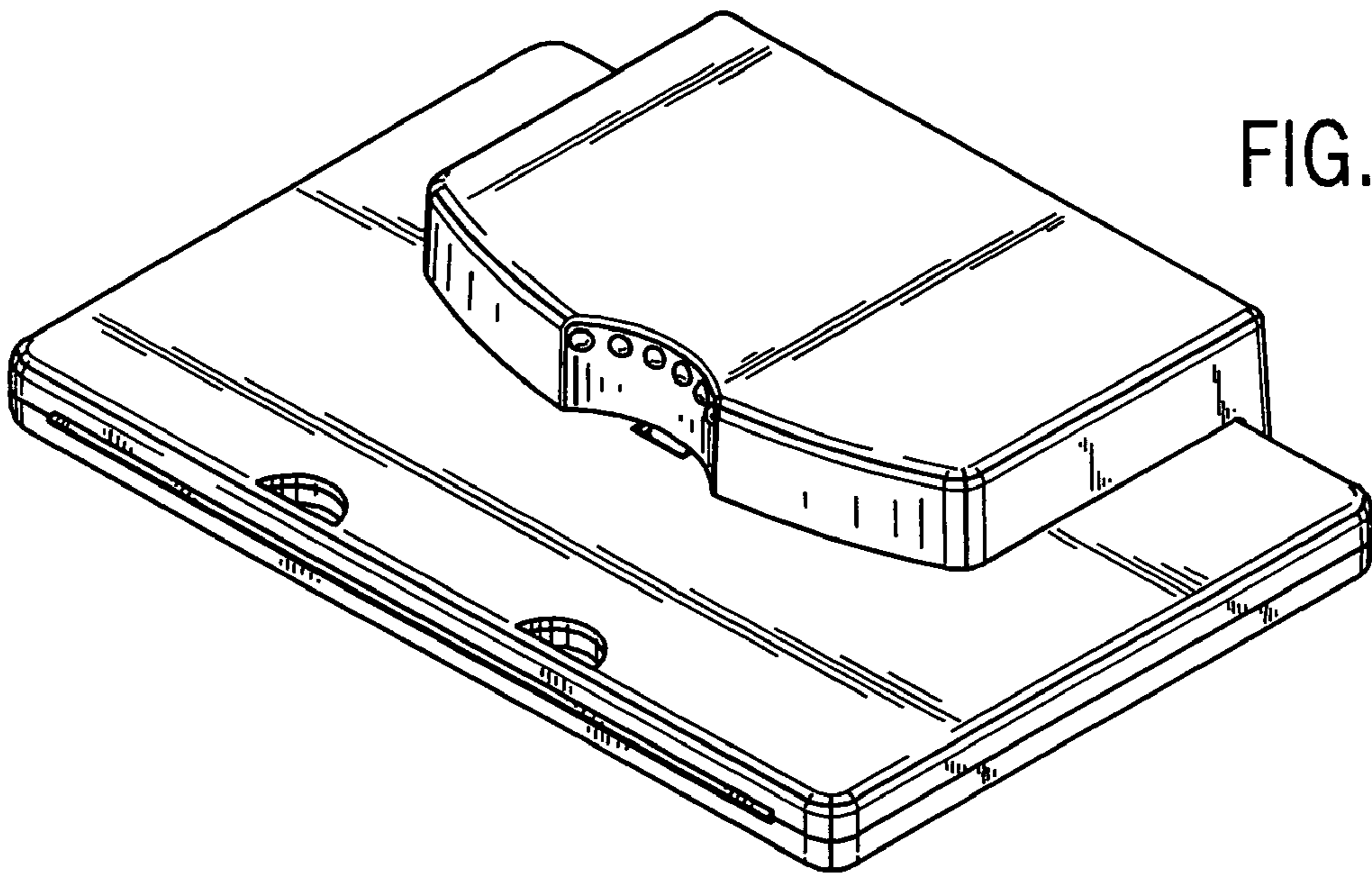


FIG. 1

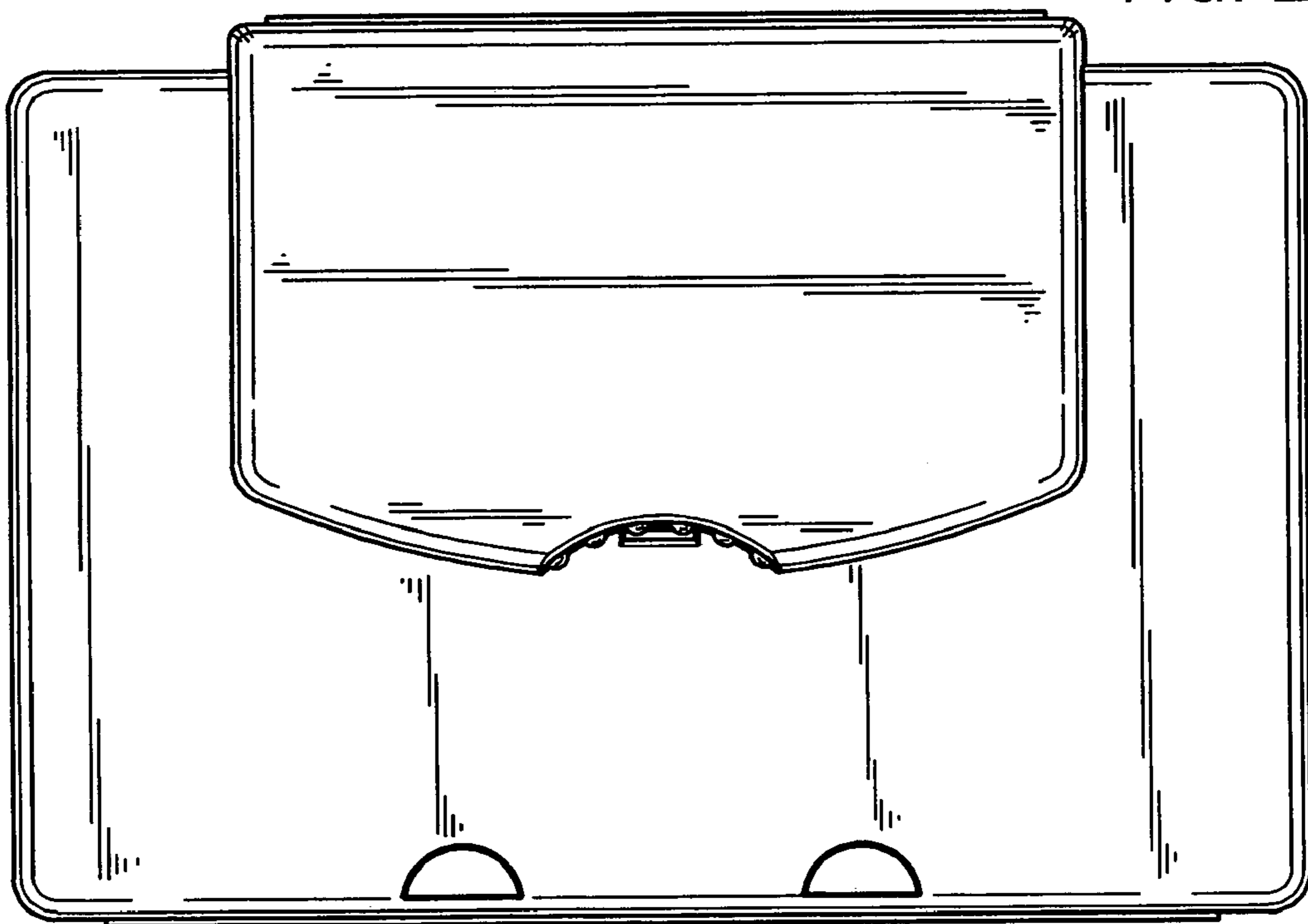


FIG. 2




FIG. 3

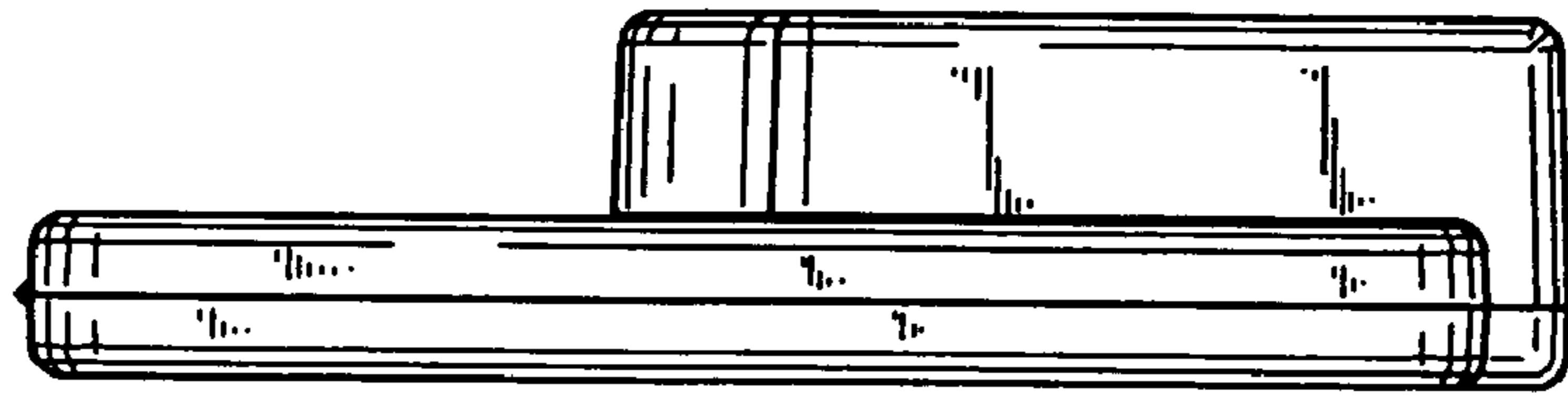


FIG. 4




FIG. 5

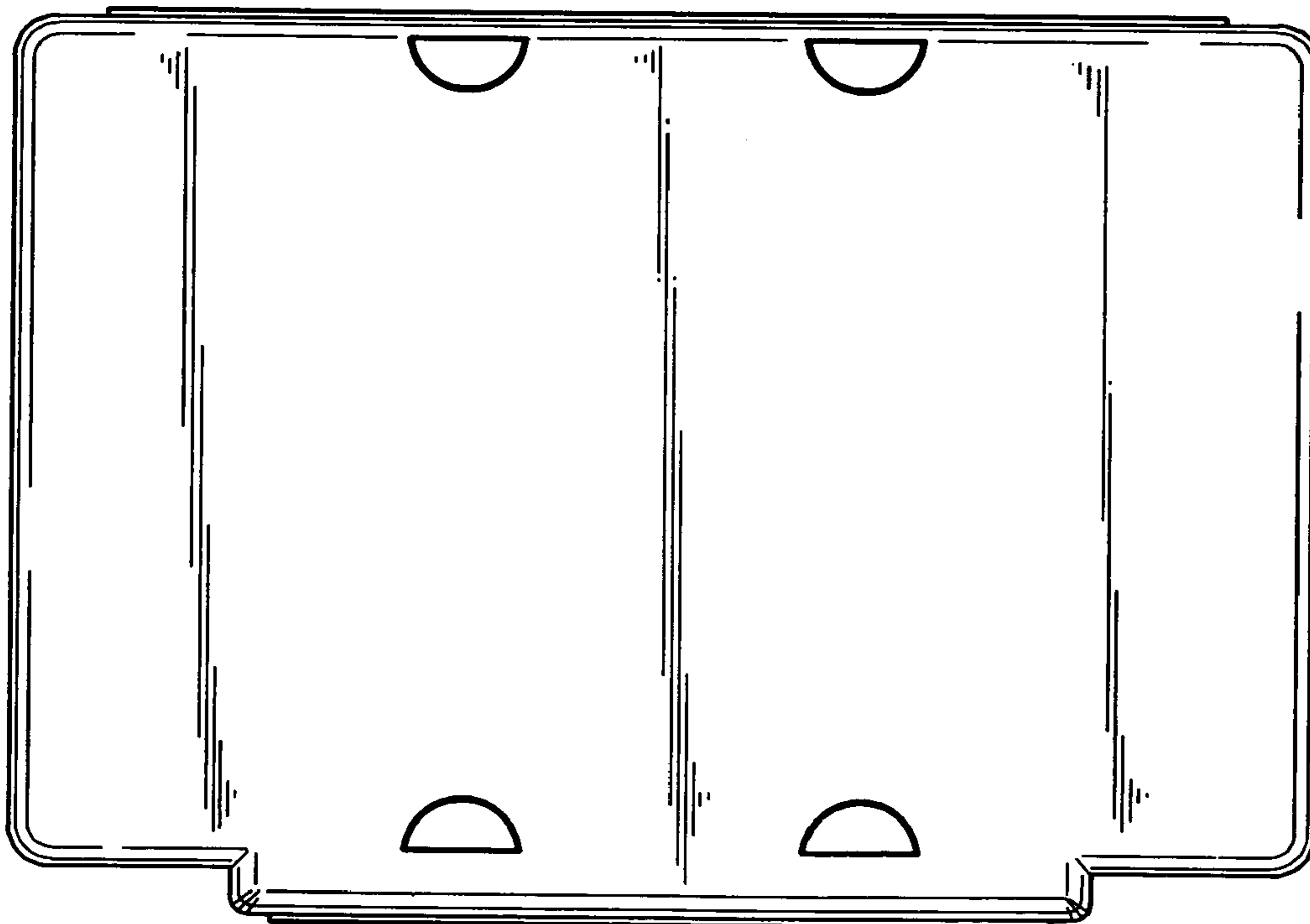


FIG. 6