

US00D546951S

(12) **United States Design Patent**  
**Kemp**

(10) **Patent No.:** **US D546,951 S**

(45) **Date of Patent:** **\*\* Jul. 17, 2007**

(54) **PEDIATRIC EXAMINATION TABLE**

D383,543 S \* 9/1997 Kemp ..... D24/183  
D409,751 S \* 5/1999 Kemp ..... D24/183

(75) Inventor: **James R. Kemp**, Chicago, IL (US)

\* cited by examiner

(73) Assignee: **Goodtime Pediatrics, Inc.**, Wright City, MO (US)

*Primary Examiner*—Stella Reid

(74) *Attorney, Agent, or Firm*—Thompson Coburn LLP

(\*\*) Term: **14 Years**

(57) **CLAIM**

(21) Appl. No.: **29/144,508**

The ornamental design for a pediatric examination table, as shown and described.

(22) Filed: **Jul. 2, 2001**

**DESCRIPTION**

(51) **LOC (8) Cl.** ..... **24-01**

(52) **U.S. Cl.** ..... **D24/183**

(58) **Field of Classification Search** ..... D24/183;  
5/600, 603, 621, 623, 611, 612; 312/209

See application file for complete search history.

FIG. 1 is a side elevation of a pediatric examination table embodying the claimed design;  
FIG. 2 is a front elevational view thereof;  
FIG. 3 is a rear elevational view thereof;  
FIG. 4 is a top plan view thereof; and,  
FIG. 5 is an isometric view thereof.


(56) **References Cited**

The side opposite the side shown in FIG. 1 is identical to FIG. 1 except that it is reversed and lacks any markings. For demonstrative purposes, the isometric view of FIG. 5 shows a storage drawer in a retracted position.

**U.S. PATENT DOCUMENTS**

- D289,921 S \* 5/1987 Migliore ..... D24/183
- D324,269 S \* 2/1992 Kochsiek ..... D24/183
- D324,732 S \* 3/1992 Kochsiek ..... D24/183
- D326,326 S \* 5/1992 Kochsiek ..... D24/183

**1 Claim, 2 Drawing Sheets**






FIG. 1




FIG. 4

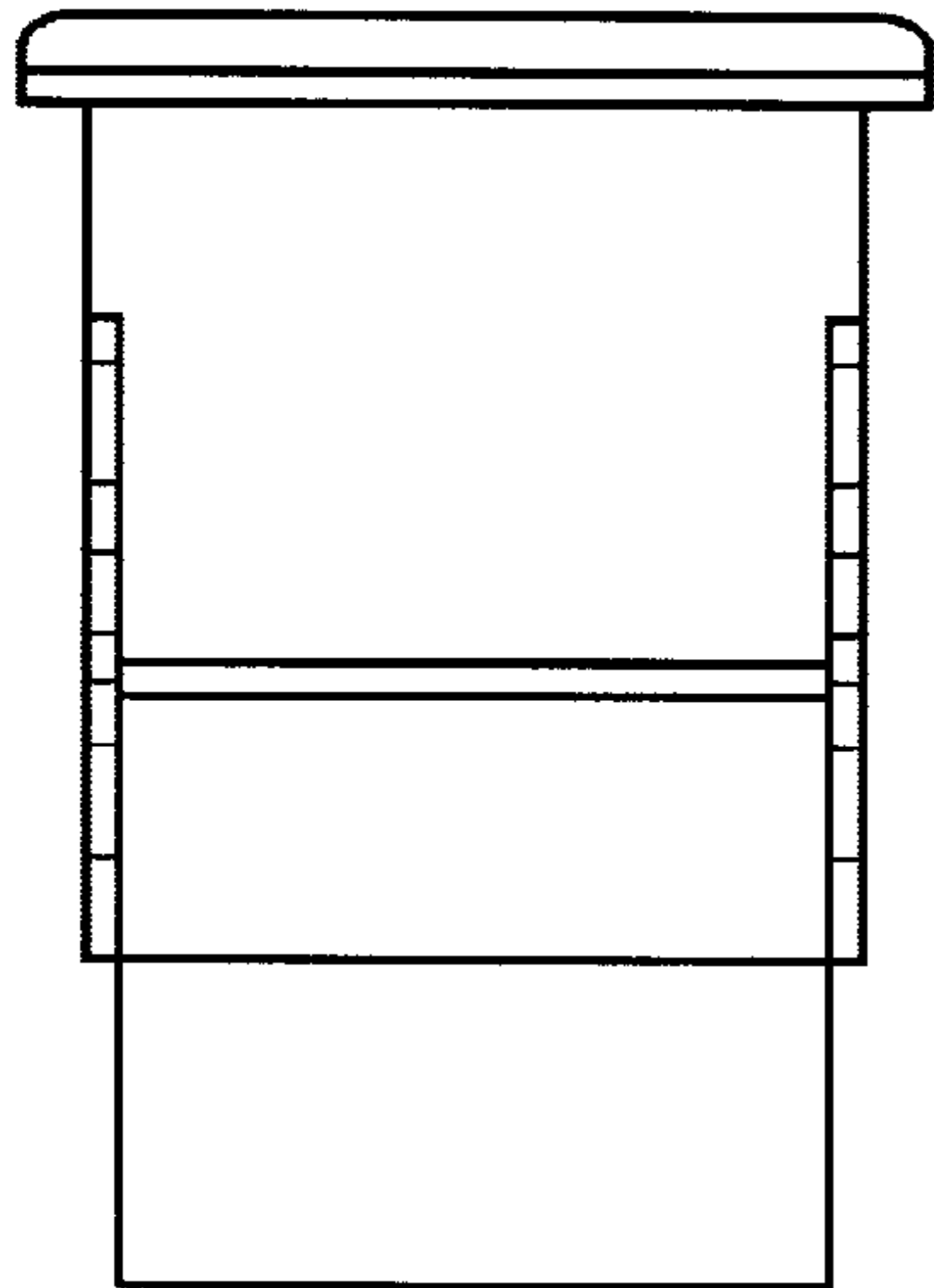


FIG. 2

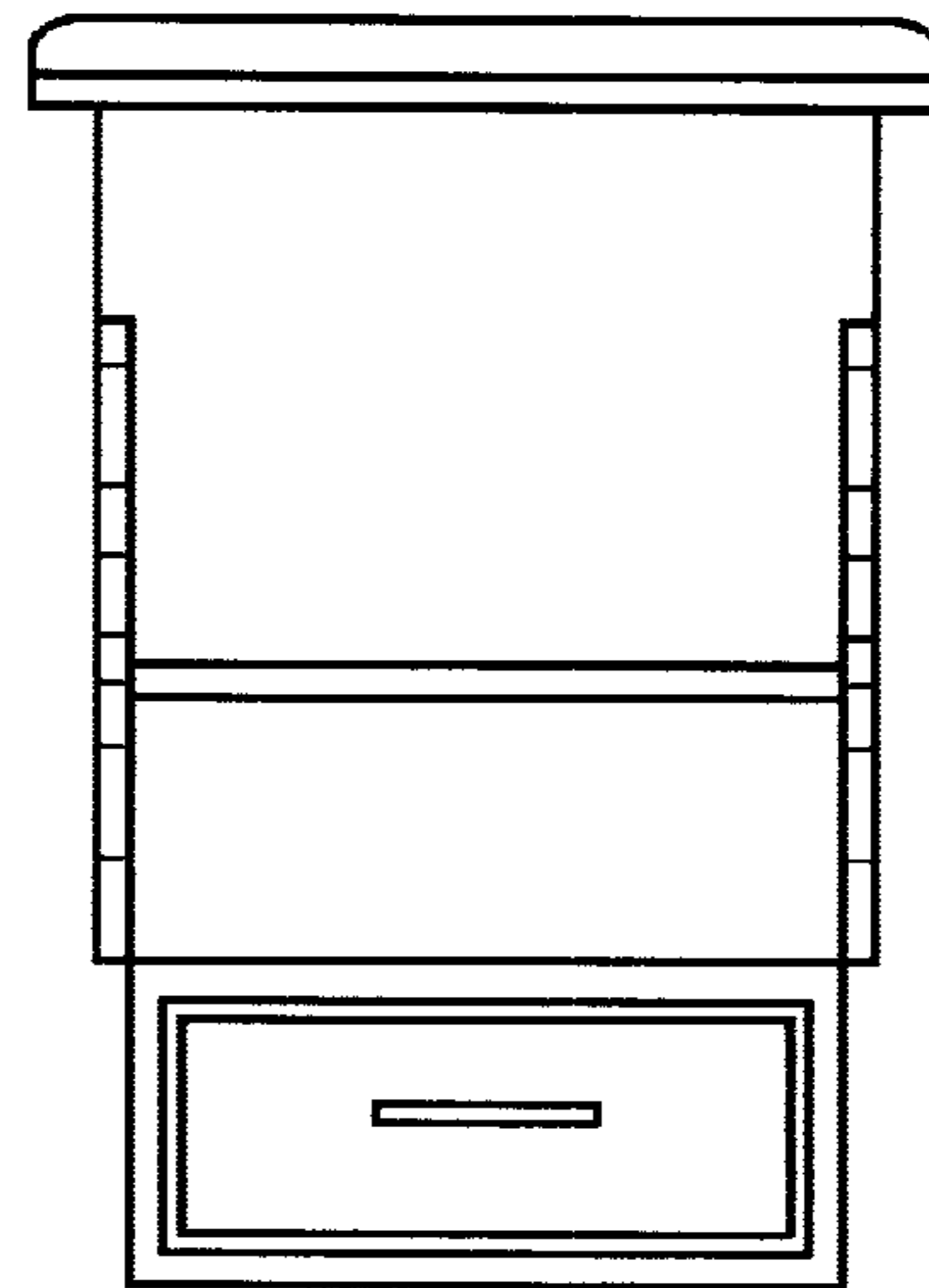


FIG. 3




FIG. 5