



US00D546932S

(12) **United States Design Patent**
Bucher et al.

(10) **Patent No.:** **US D546,932 S**

(45) **Date of Patent:** **** Jul. 17, 2007**

(54) **ELECTRIC FAN**

(75) Inventors: **John C. Bucher**, Hillsboro Beach, FL
(US); **Chad Ricker**, Ft. Lauderdale, FL
(US)

(73) Assignee: **King of Fans, Inc.**, Ft. Lauderdale, FL
(US)

(**) **Term:** **14 Years**

(21) Appl. No.: **29/246,795**

(22) Filed: **May 10, 2006**

(51) **LOC (8) Cl.** **23-04**

(52) **U.S. Cl.** **D23/378**

(58) **Field of Classification Search** D23/378,
D23/370, 381, 411, 335, 337; 416/246, 247 R;
415/53.1-53.3

See application file for complete search history.

(56) **References Cited**

U.S. PATENT DOCUMENTS

D389,567 S * 1/1998 Gudfin D23/378

D479,593 S * 9/2003 Fok D23/378

D479,743 S * 9/2003 Fok D23/378

D483,466 S * 12/2003 Shapiro D23/378

D483,851 S * 12/2003 Fok D23/378

* cited by examiner

Primary Examiner—Lisa Lichtenstein

(74) *Attorney, Agent, or Firm*—Vedder Price Kaufman &
Kammholz

(57) **CLAIM**

The ornamental design for an electric fan, as shown and described.

DESCRIPTION

FIG. 1 is a perspective view of electric fan showing our new design;

FIG. 2 is a front elevational view thereof;

FIG. 3 is a rear elevational view thereof;


FIG. 4 is a left side elevational view thereof;

FIG. 5 is a right side elevational view thereof;

FIG. 6 is a top plan view thereof; and,

FIG. 7 is a bottom plan view thereof.

1 Claim, 6 Drawing Sheets



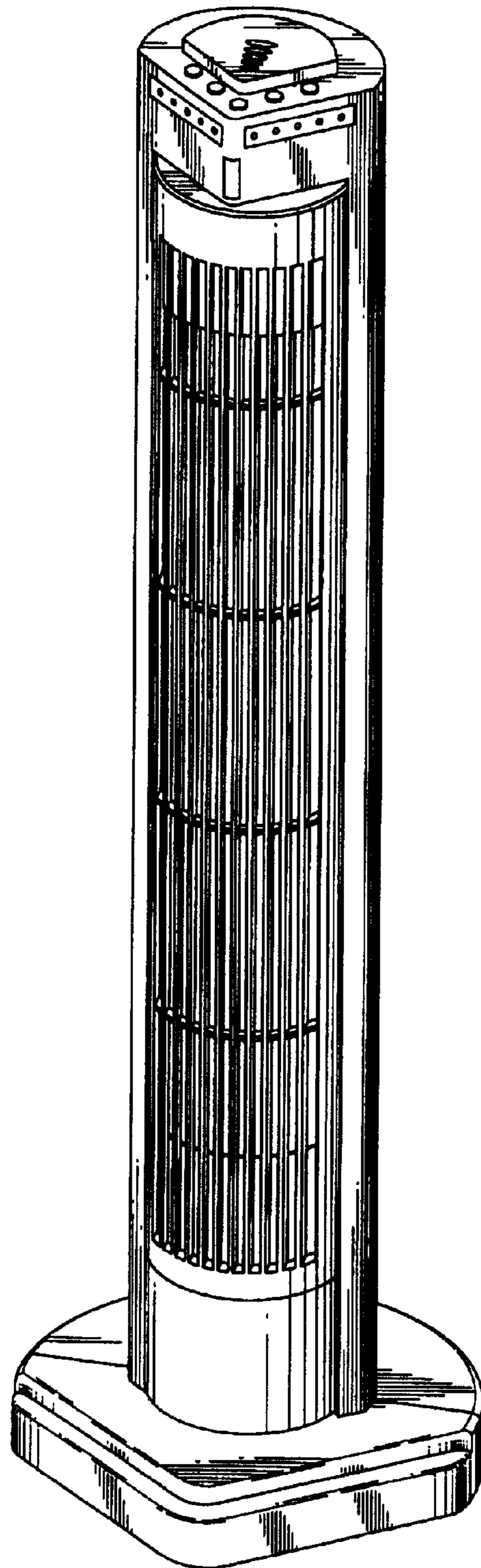


FIG. 1




FIG. 2




FIG. 3




FIG. 4

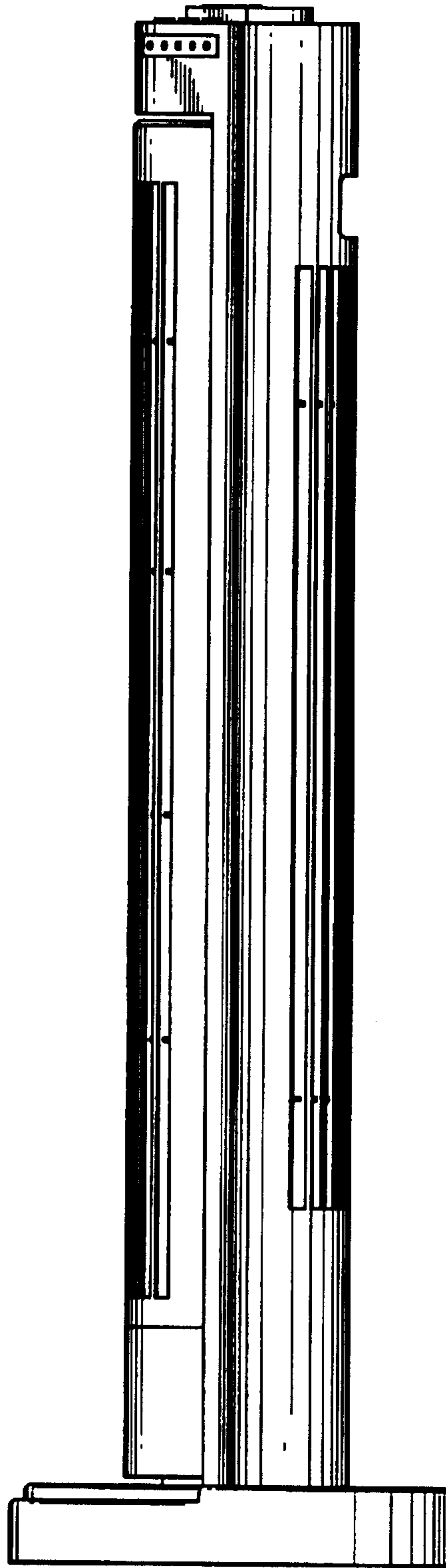


FIG. 5

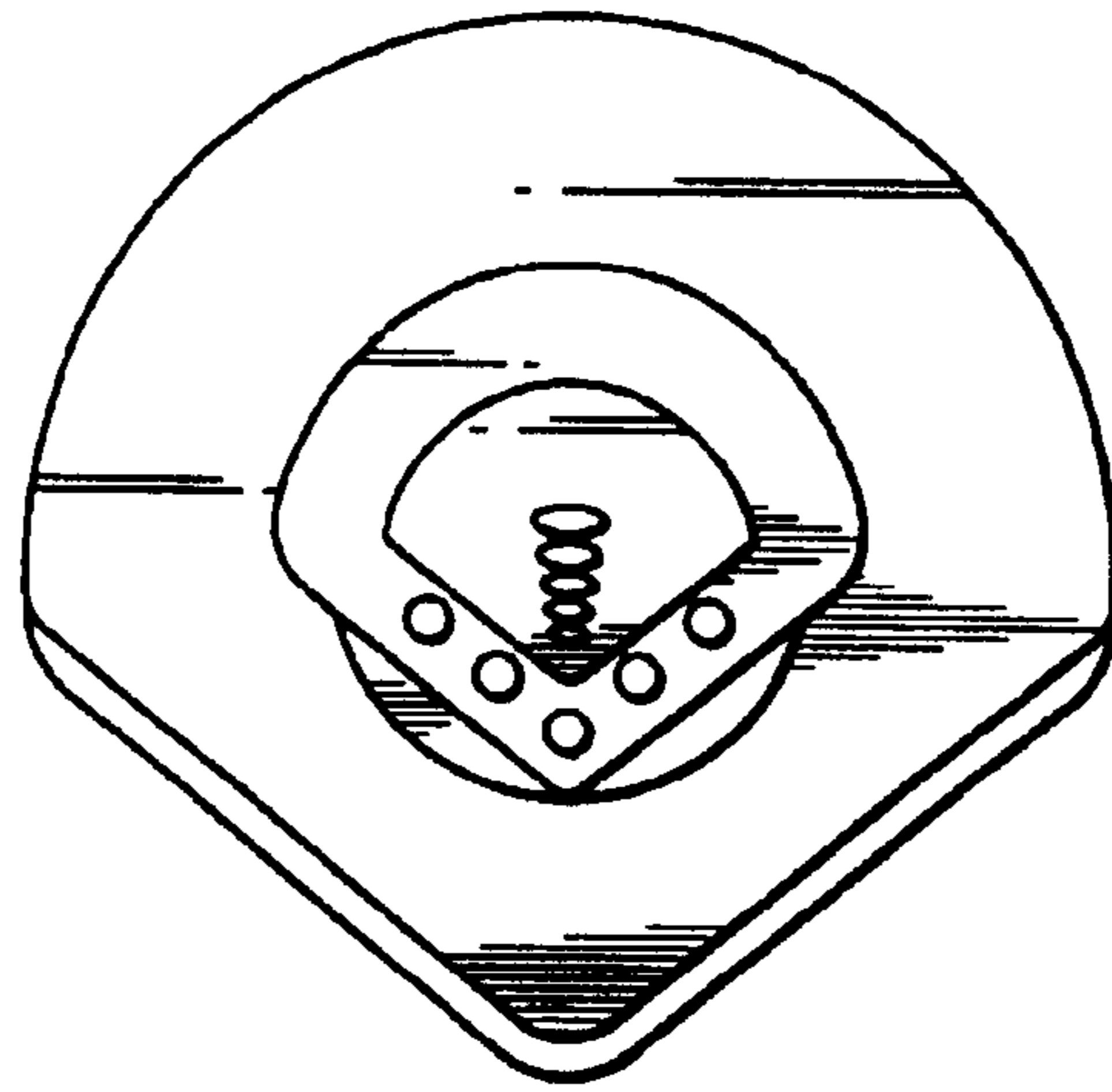


FIG. 6

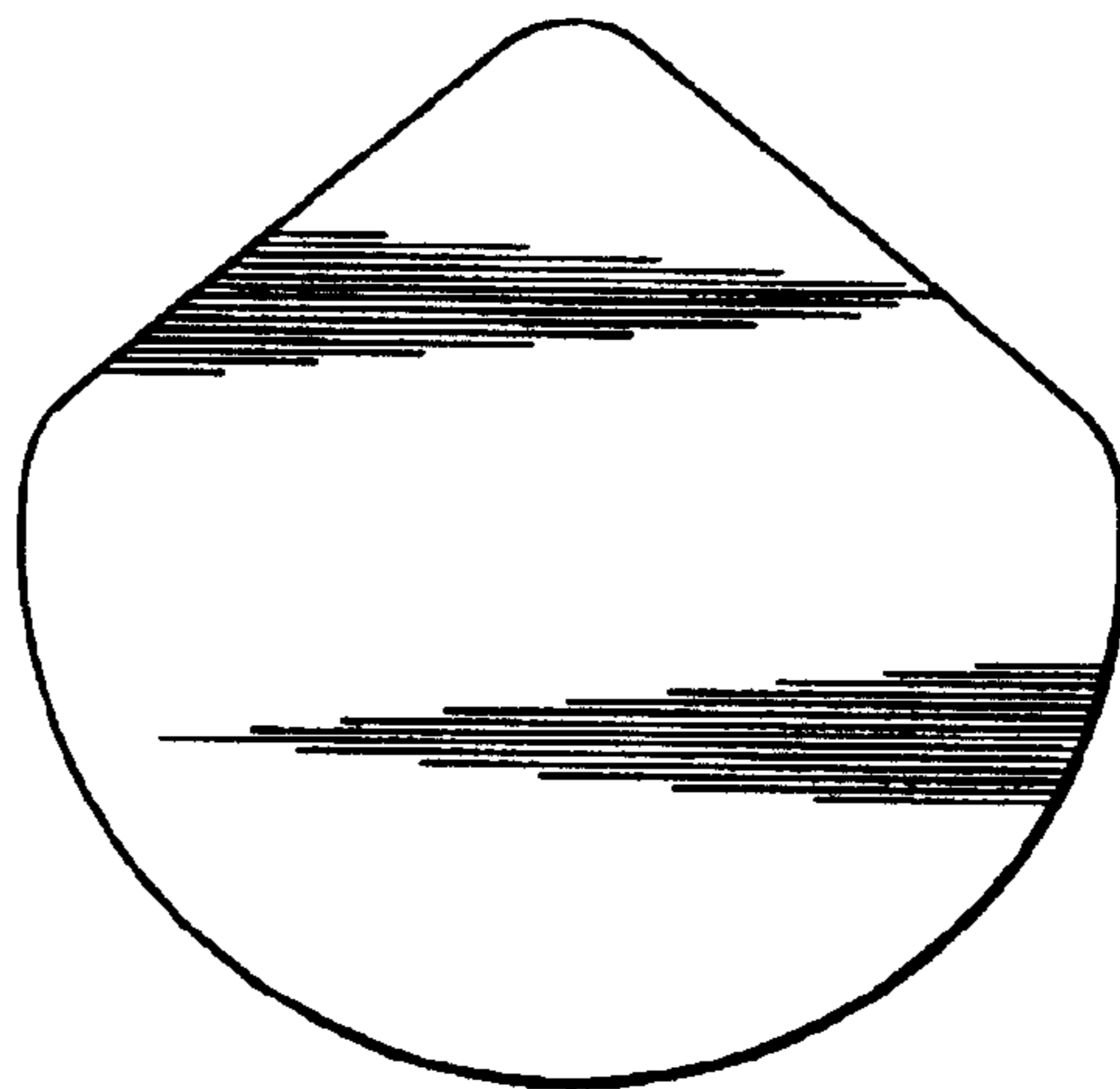


FIG. 7