

US00D546930S

(12) **United States Design Patent**  
**Marshall et al.**

(10) **Patent No.:** **US D546,930 S**  
(45) **Date of Patent:** **\*\* Jul. 17, 2007**

(54) **LAVATORY**

(75) Inventors: **Keith D. Marshall**, Rancho Cucamonga, CA (US); **Donald E. Morris**, Laguna Beach, CA (US)

(73) Assignee: **Acorn Engineering Company**, City of Industry, CA (US)

(\*\*) **Term:** **14 Years**

(21) Appl. No.: **29/241,482**

(22) Filed: **Oct. 27, 2005**

(51) **LOC (8) Cl.** ..... **23-02**

(52) **U.S. Cl.** ..... **D23/293.1**

(58) **Field of Classification Search** ..... D23/270–271, D23/273, 284–287, 291, 293.1, 303, 308; 4/619, 624–625, 630, 661, DIG. 15; D21/524  
See application file for complete search history.

(56) **References Cited**

**U.S. PATENT DOCUMENTS**

- D222,541 S \* 11/1971 Ruggles et al. .... D23/293.1
- D412,204 S 7/1999 Slothower et al.
- D461,881 S \* 8/2002 McKeone ..... D23/293.1

- D500,127 S 12/2004 Aubry et al.
- D504,496 S 4/2005 Bayer
- D510,132 S 9/2005 Piatt
- D510,987 S \* 10/2005 Piatt ..... D23/293.1

\* cited by examiner

*Primary Examiner*—Robert A. Delehanty

(74) *Attorney, Agent, or Firm*—Michael Best & Friedrich LLP

(57) **CLAIM**

The ornamental design for lavatory, as shown and described.

**DESCRIPTION**

FIG. 1 is a perspective view of a lavatory embodying my invention;

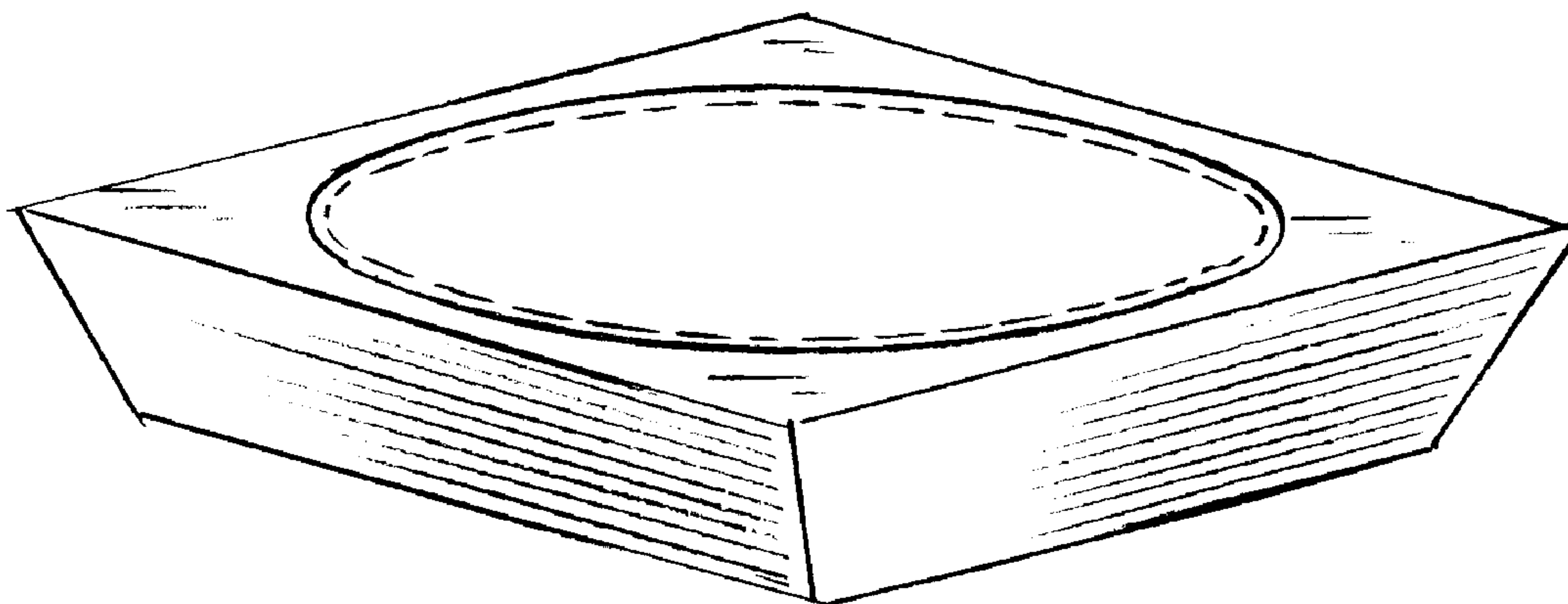
FIG. 2 is a top plan view thereof;

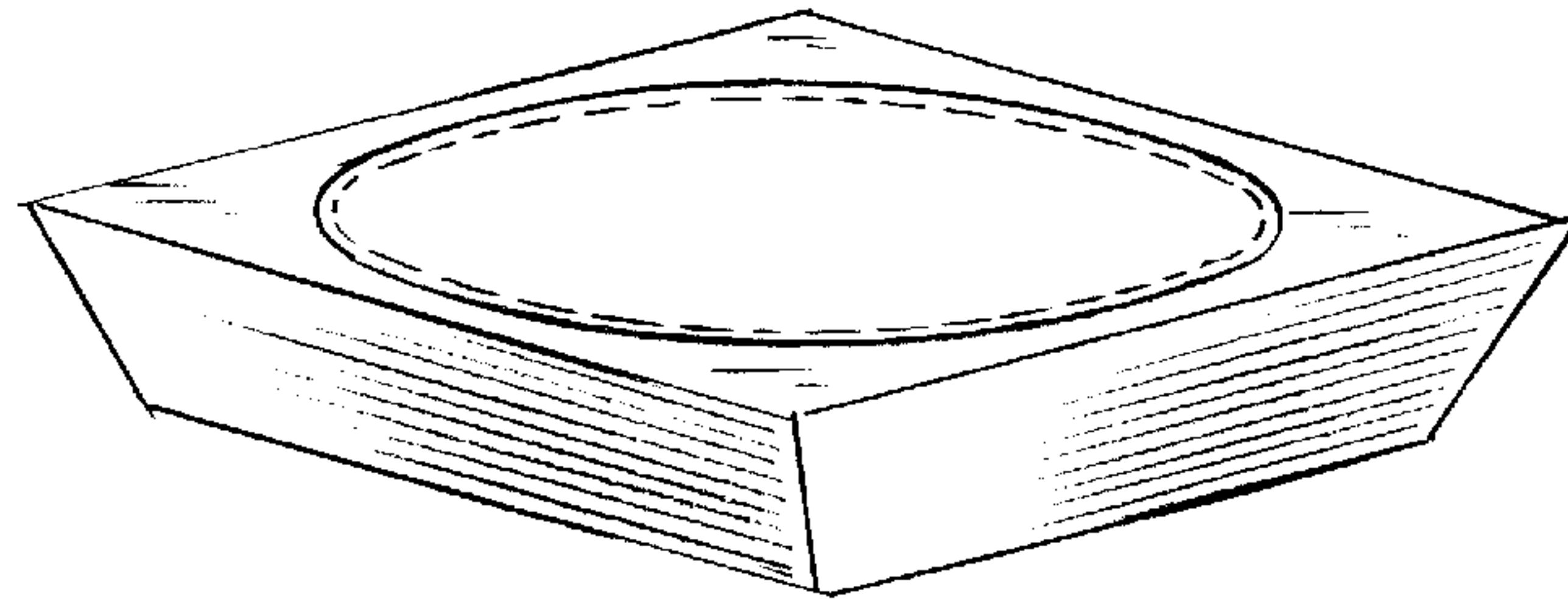
FIG. 3 is a front elevation view thereof, the left side elevation view and right side elevation view being mirror images thereof; and,

FIG. 4 is a bottom plan view thereof.

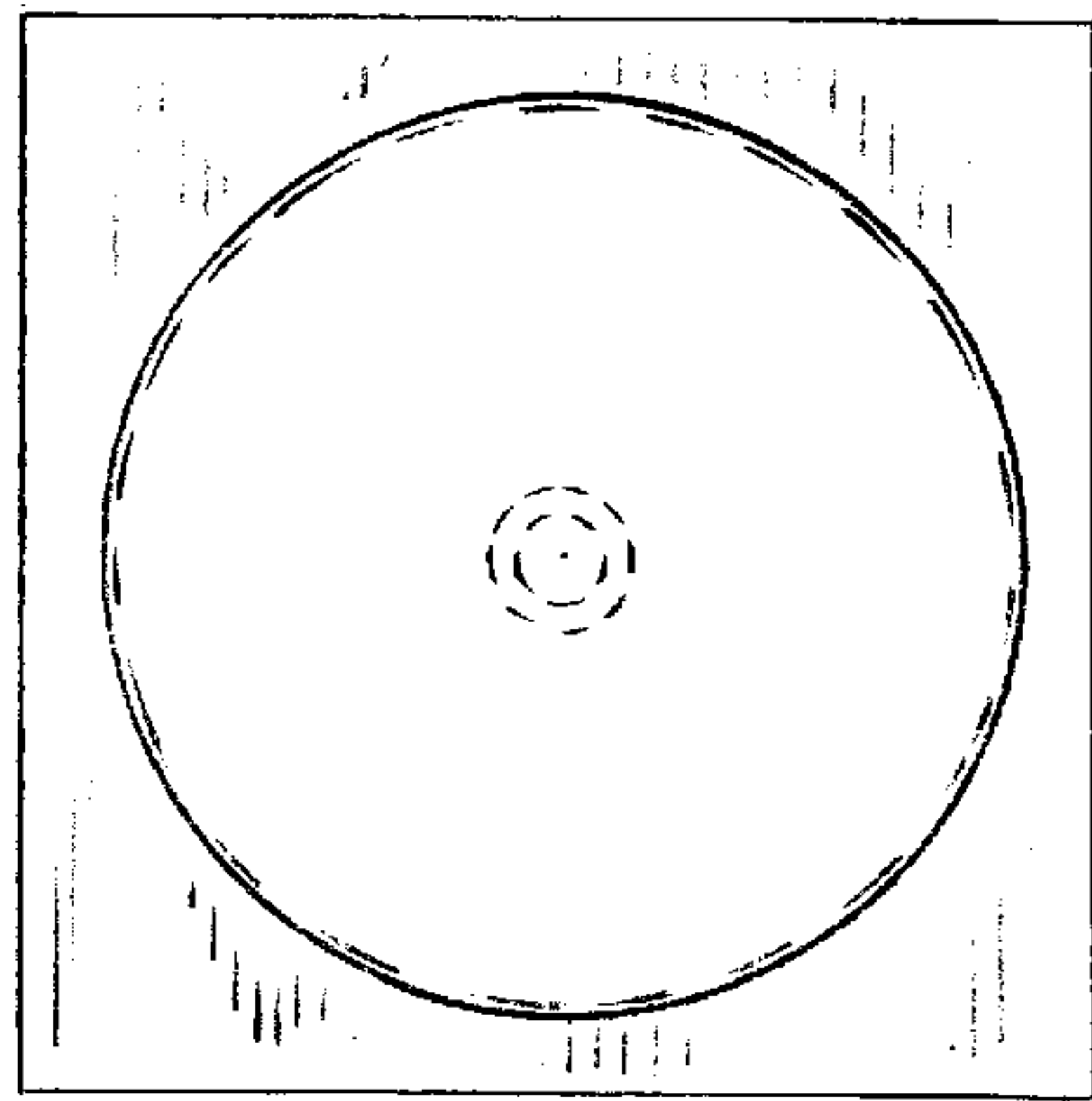
The broken line showing of portions of the lavatory is for illustrative purposes only and forms no part of the claimed design.

**1 Claim, 1 Drawing Sheet**

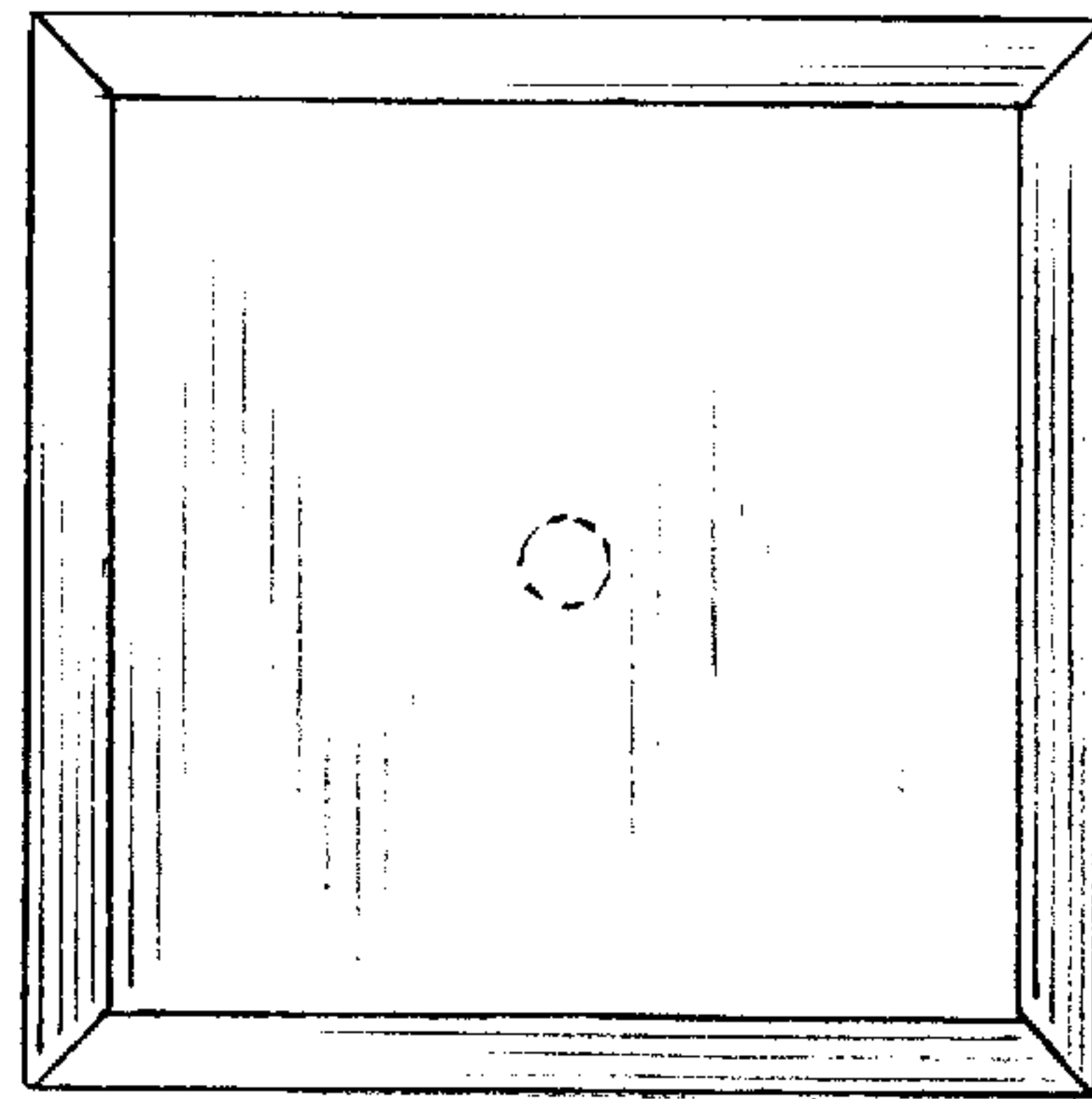





*Fig. 1*



*Fig. 2*



*Fig. 4*



*Fig. 3*