



US00D546925S

(12) **United States Design Patent**  
**Bruce**

(10) **Patent No.:** **US D546,925 S**

(45) **Date of Patent:** **\*\* Jul. 17, 2007**

- (54) **BATHTUB**
- (75) Inventor: **Shawn Ian Bruce**, Los Angeles, CA  
(US)
- (73) Assignee: **Jason International, Inc.**, North Little  
Rock, AZ (US)
- (\*\*) Term: **14 Years**
- (21) Appl. No.: **29/246,142**
- (22) Filed: **Feb. 28, 2006**
- (51) **LOC (8) Cl.** ..... **23-02**
- (52) **U.S. Cl.** ..... **D23/277**
- (58) **Field of Classification Search** ..... D23/271,  
D23/273, 275-277, 280.1, 303-306; D24/204-205;  
4/538, 571.1-573.1, 575.1, 584-586, 589,  
4/661, 545-546, 592-593  
See application file for complete search history.

- D276,456 S 11/1984 Primault
- D295,781 S 5/1988 Hubel
- D314,611 S 2/1991 Doman et al.
- D317,354 S 6/1991 Taylor
- D317,371 S \* 6/1991 Haffner ..... D23/280.1
- D323,380 S 1/1992 Stairs, Jr.
- D324,260 S 2/1992 Stairs, Jr.
- D324,262 S 2/1992 Stairs, Jr.
- D328,124 S 7/1992 Juntunen
- D349,561 S 8/1994 Dowse et al.
- D362,050 S 9/1995 Jacuzzi
- D393,055 S 3/1998 Thomas
- D409,294 S 5/1999 Svendsen
- D444,547 S \* 7/2001 Kuo ..... D23/280.1
- D444,861 S 7/2001 Smith
- D451,986 S 12/2001 Marshall et al.
- D503,779 S 4/2005 Turcotte et al.

\* cited by examiner

*Primary Examiner*—Robert A. Delehanty  
(74) *Attorney, Agent, or Firm*—Banner & Witcoff, Ltd.

(56) **References Cited**  
U.S. PATENT DOCUMENTS

- 189,559 A 4/1877 Holmes
- 320,037 A 6/1885 Allen
- 446,164 A \* 2/1891 Doelle ..... 4/580
- D24,520 S 7/1895 Torrance
- D24,709 S 9/1895 Gavin
- D36,881 S 4/1904 Weelans
- 1,049,917 A 1/1913 Reed
- 1,315,643 A 9/1919 Schwartz
- 1,393,310 A 10/1921 Palmer
- 1,445,243 A \* 2/1923 Spaleck ..... 4/584
- 2,432,832 A 12/1947 Tamborello
- D185,787 S 8/1959 Menghi
- D235,105 S 5/1975 Doman
- D235,106 S 5/1975 Doman

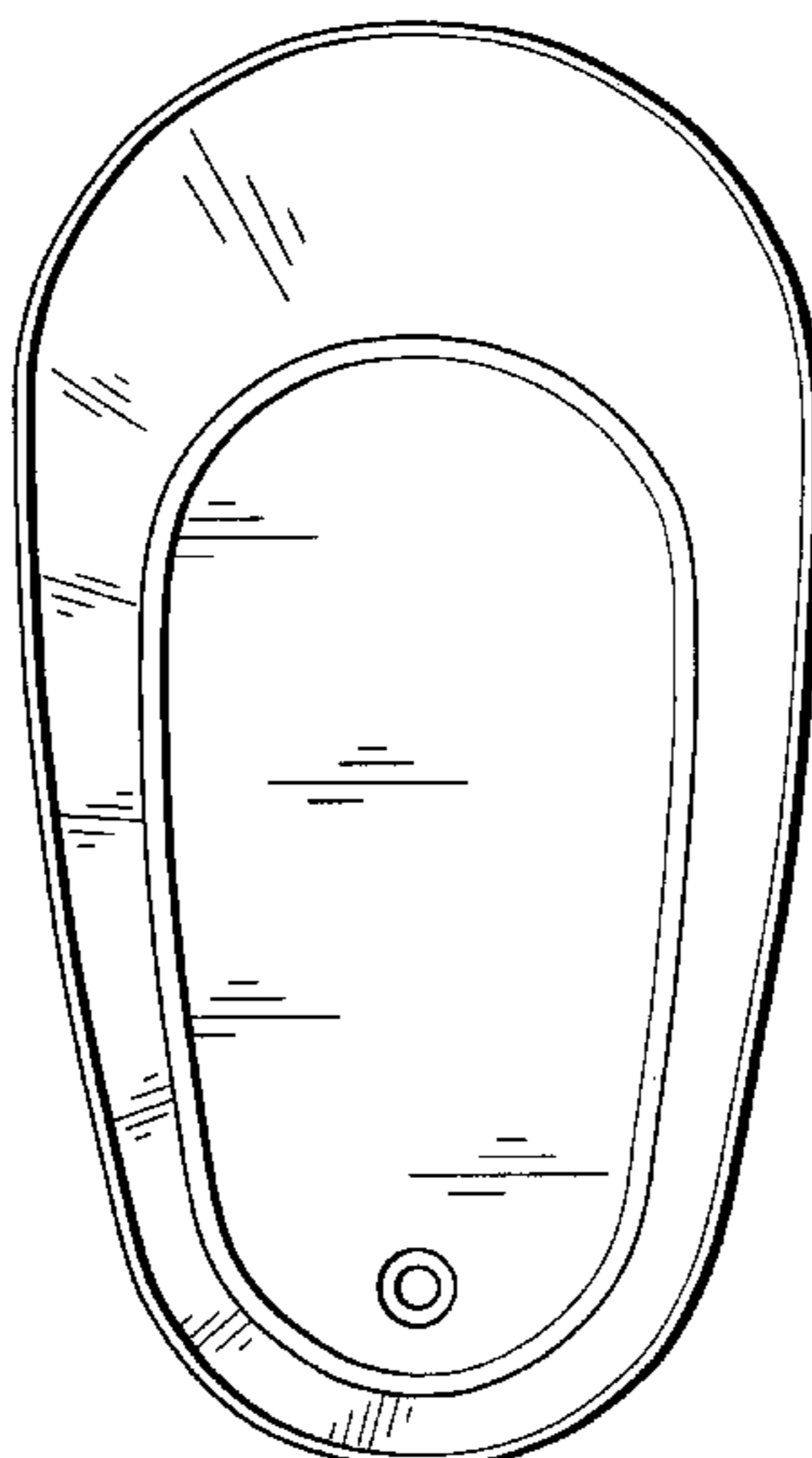
(57) **CLAIM**

The ornamental design for a bathtub, as shown and described.

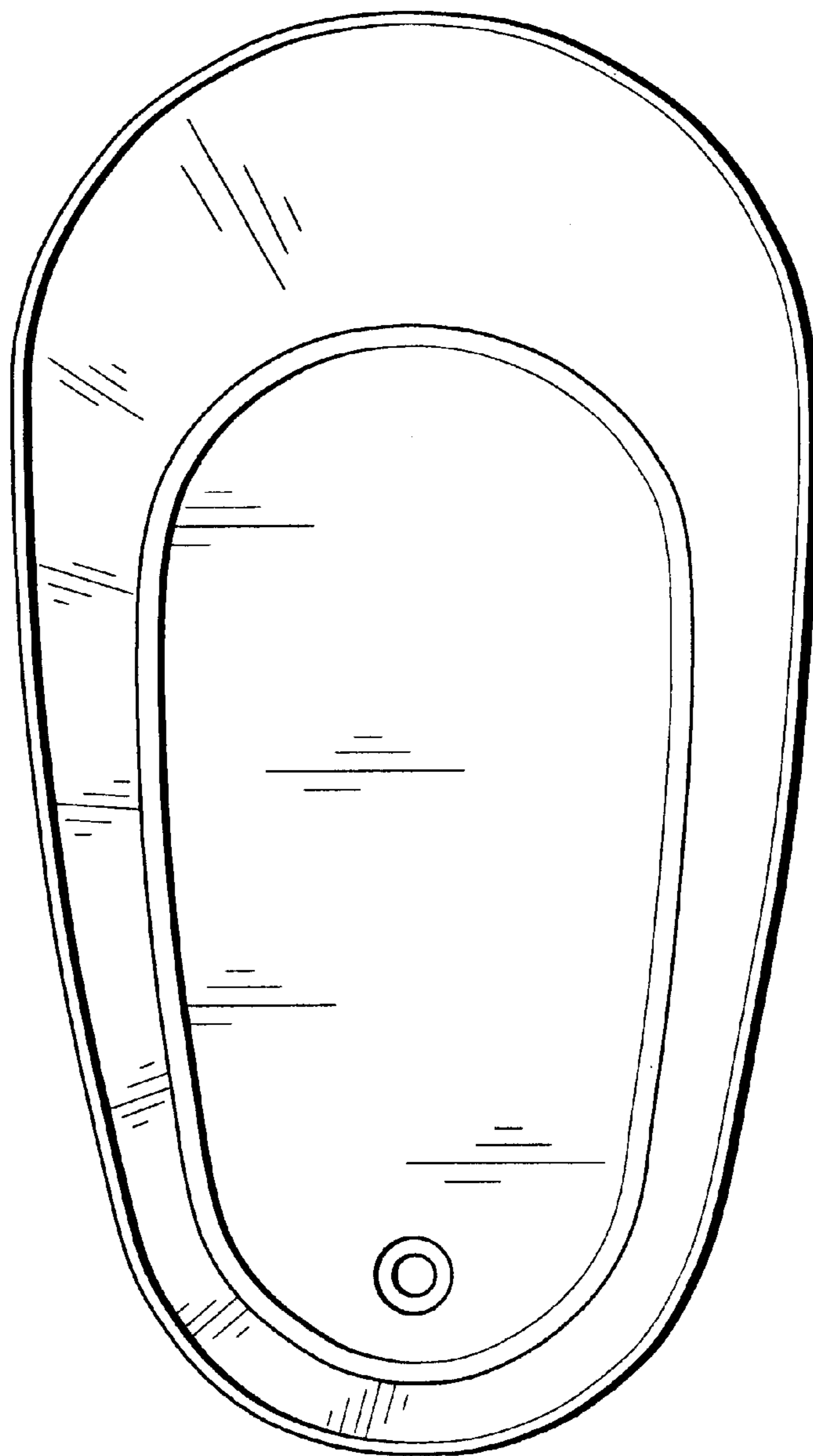
**DESCRIPTION**

FIG. 1 is a top view of a bathtub showing my new design; FIG. 2 is a front perspective view thereof; FIG. 3 is a right side view thereof; FIG. 4 is a left side view thereof; FIG. 5 is a front view thereof; FIG. 6 is a rear view thereof; FIG. 7 is a right side sectional view thereof; and, FIG. 8 is a bottom view thereof.

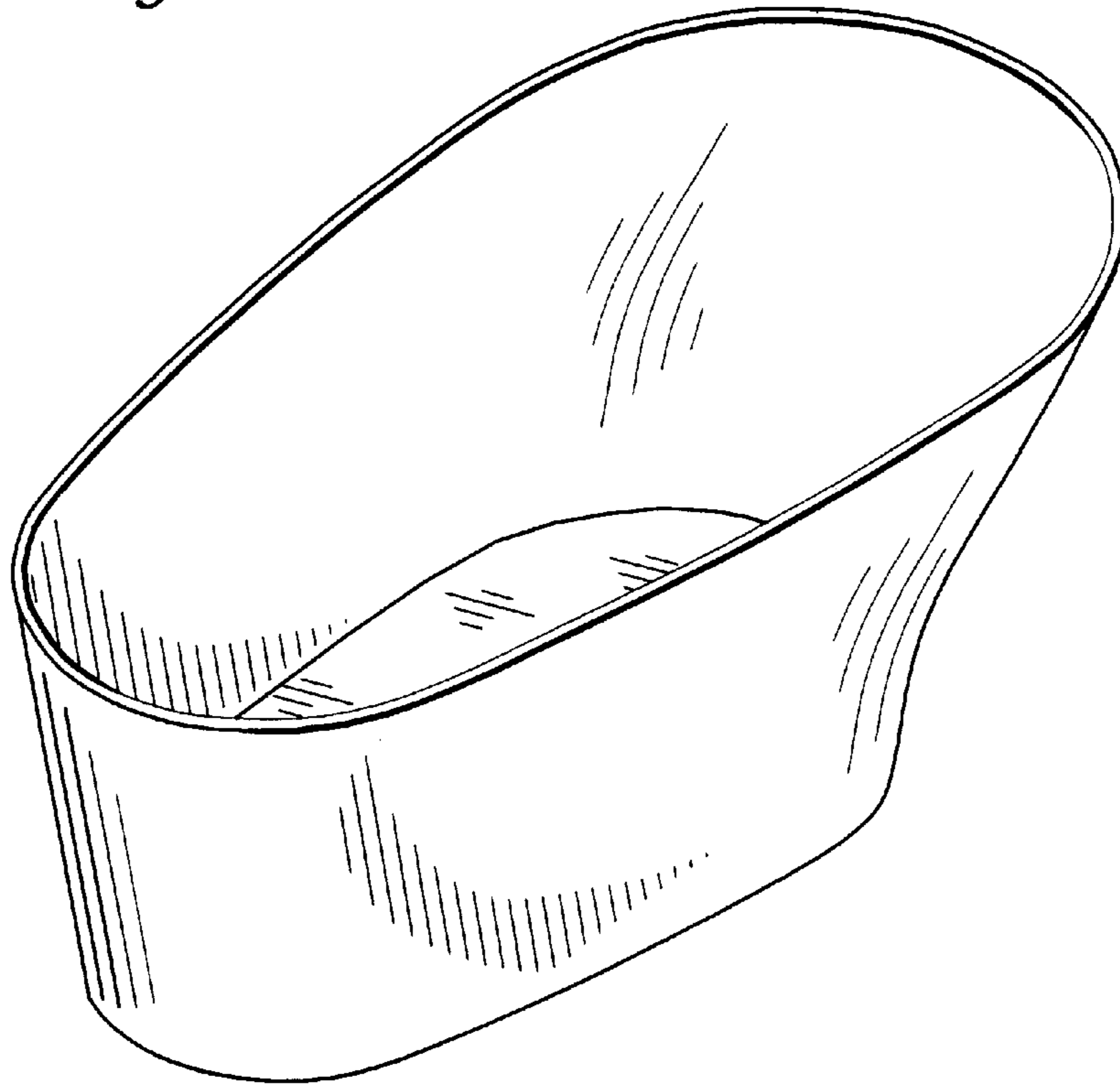
**1 Claim, 6 Drawing Sheets**



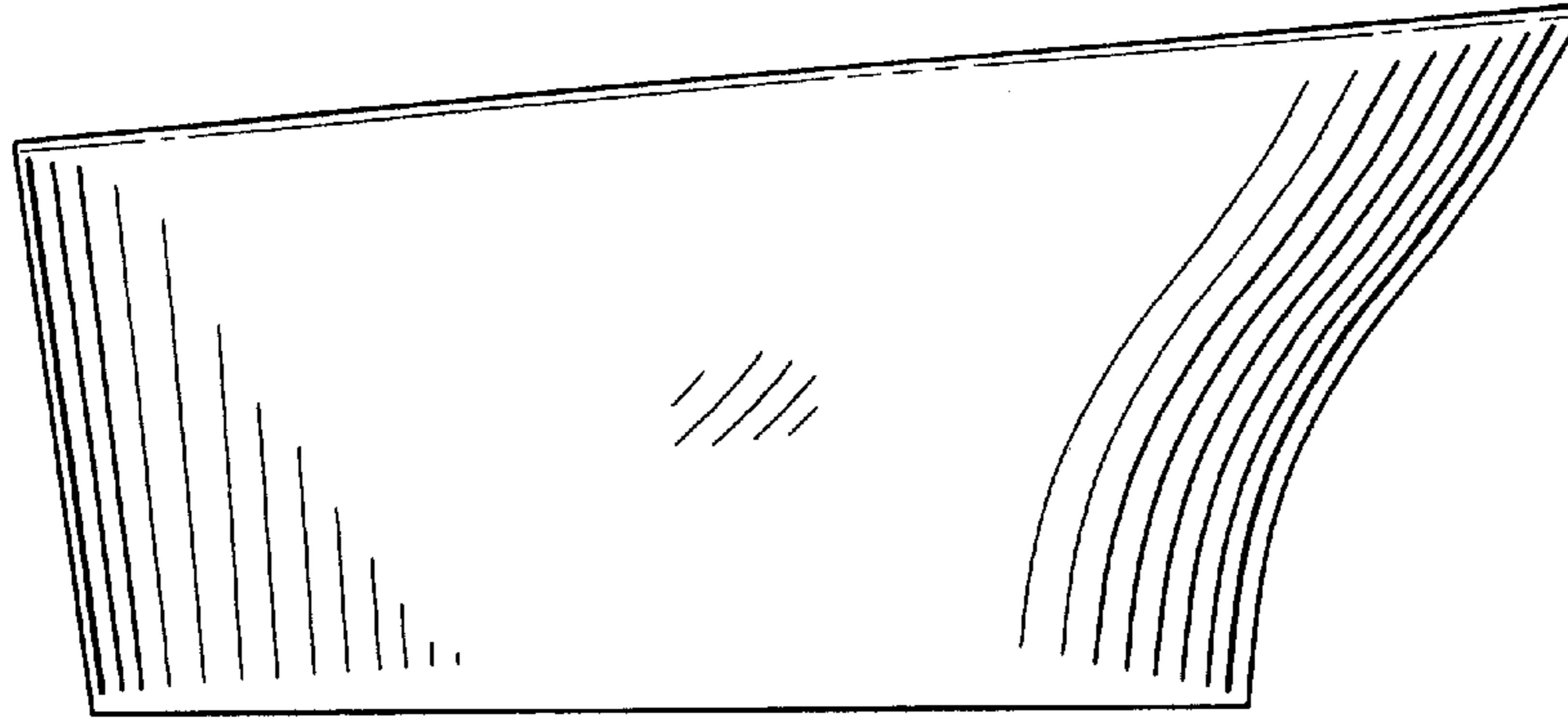
*FIG. 1*



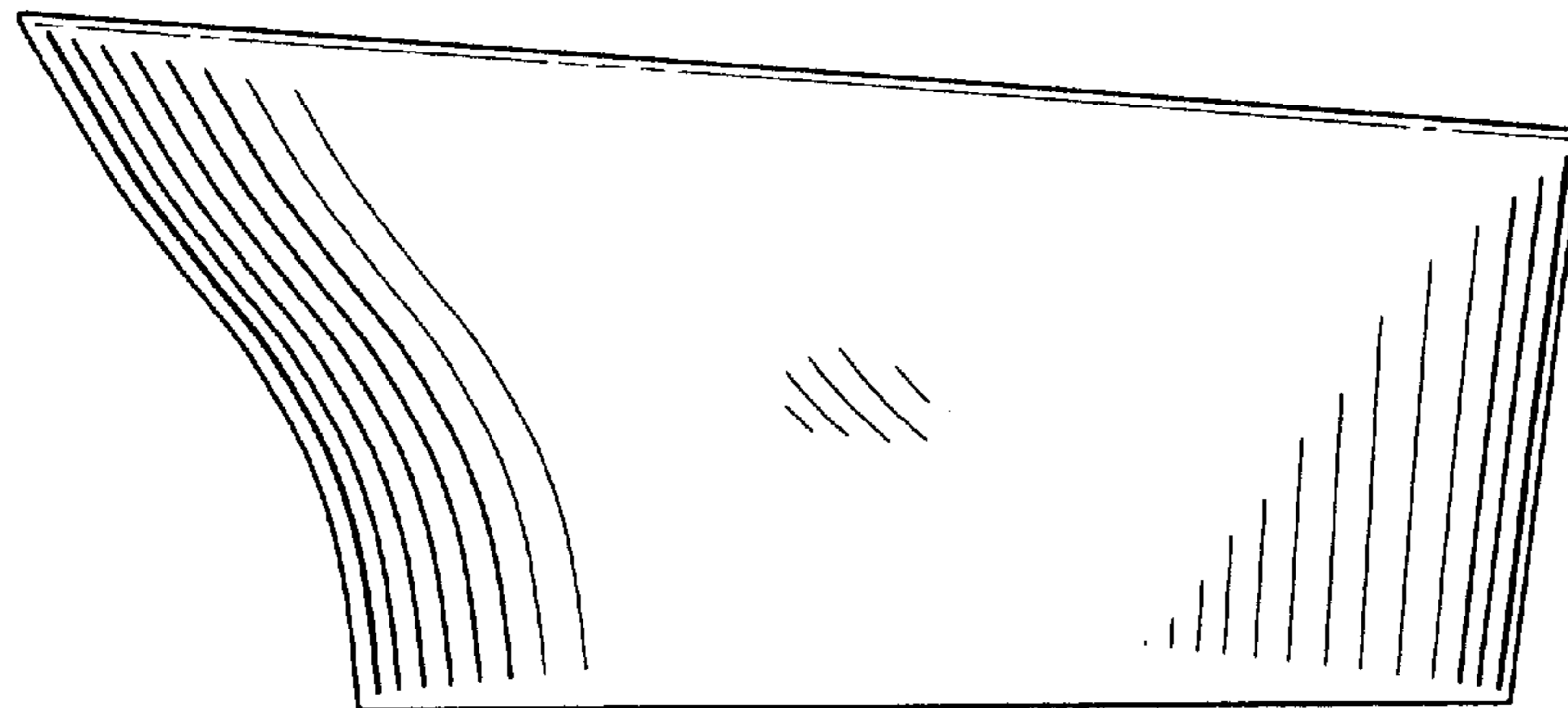
*FIG. 2*



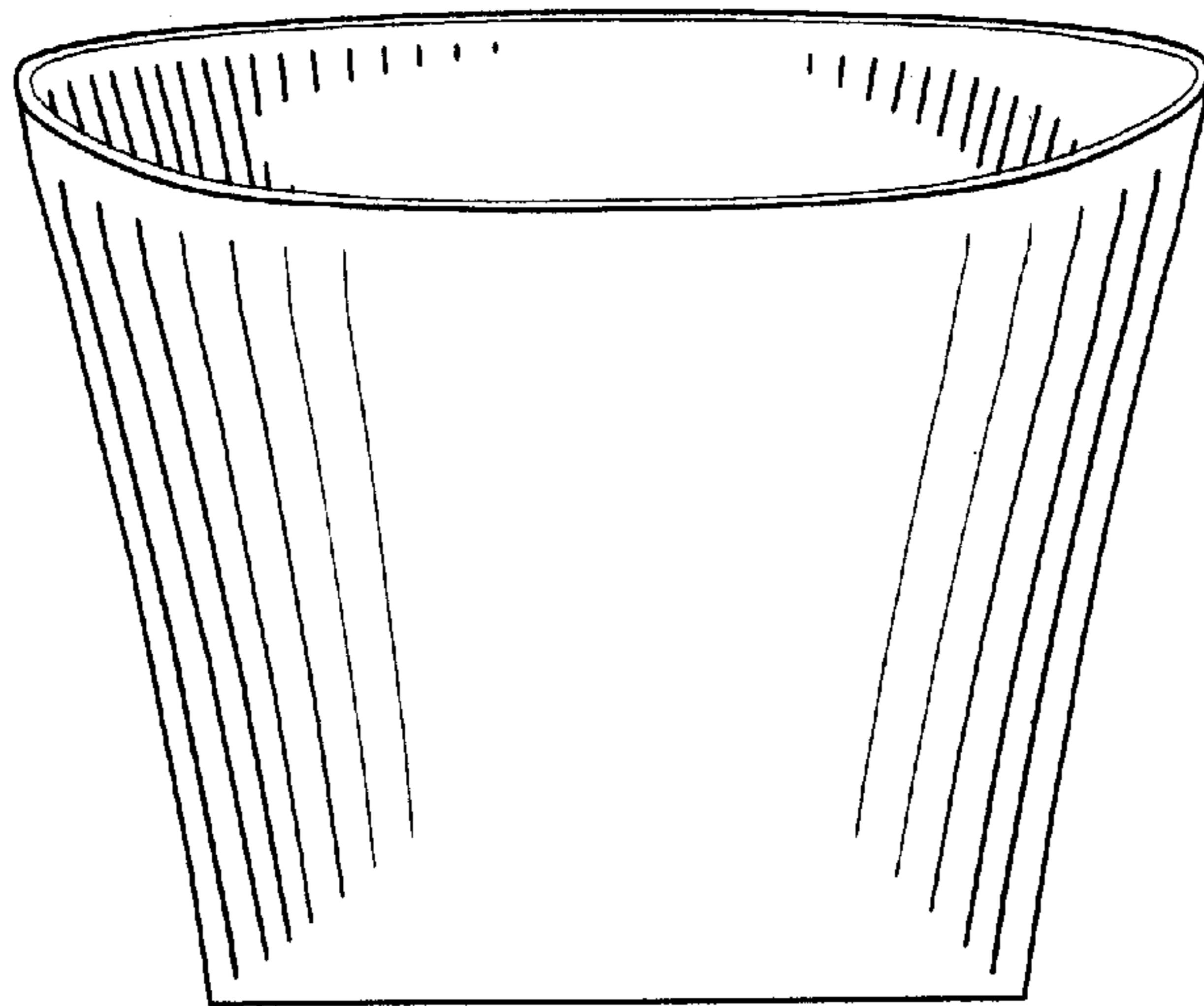
*FIG. 3*



*FIG. 4*



*FIG. 5*



*FIG. 6*

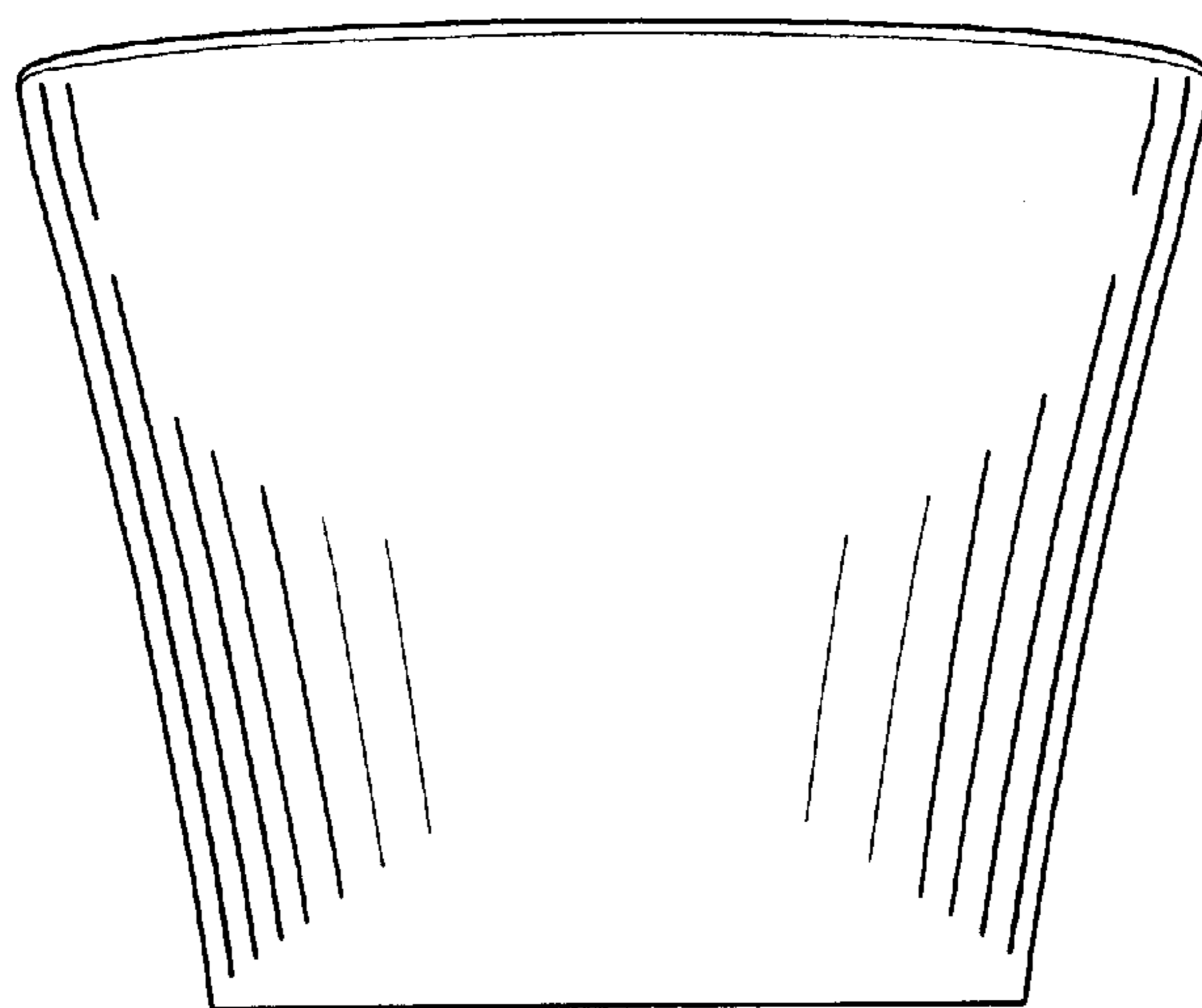
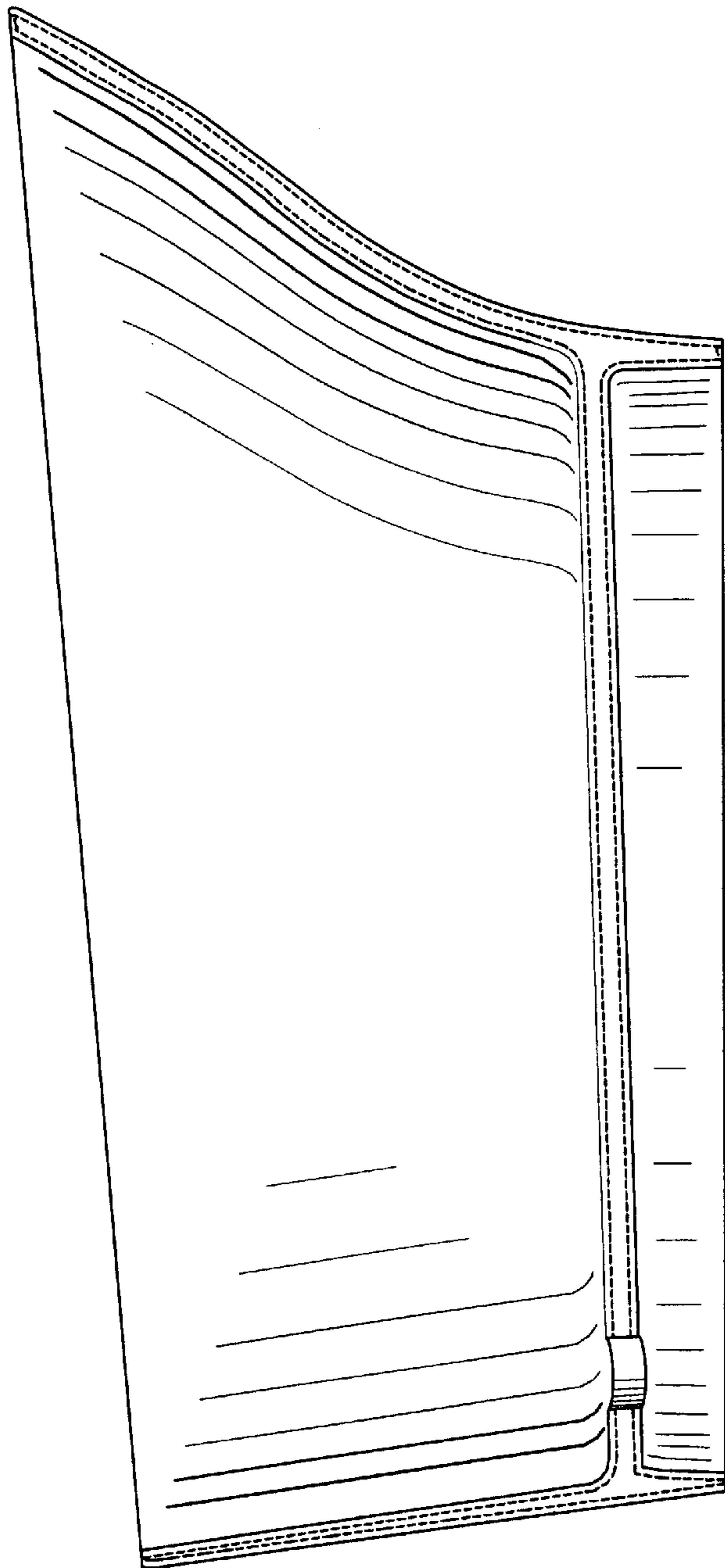
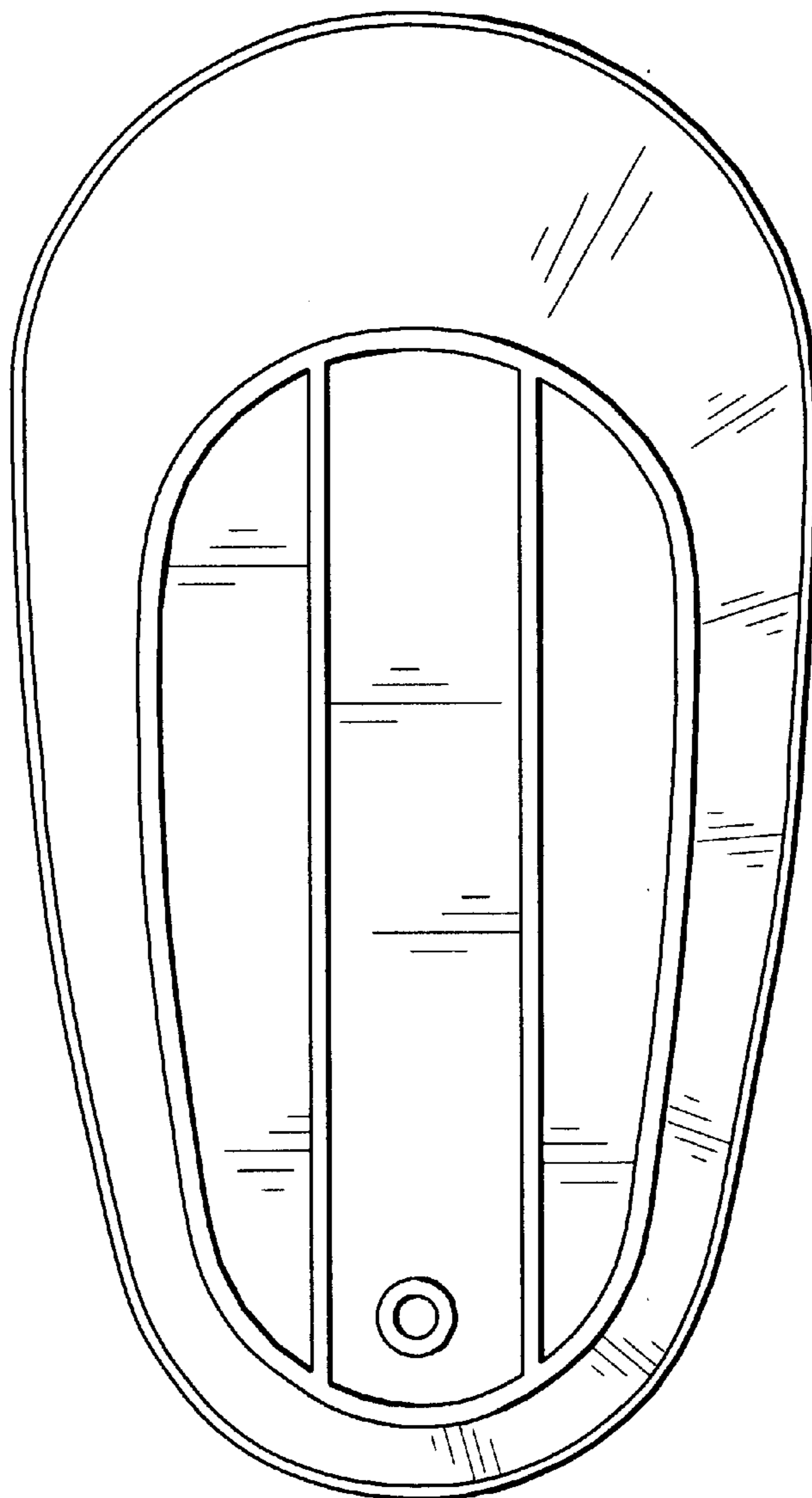


FIG. 7



*FIG. 8*





UNITED STATES PATENT AND TRADEMARK OFFICE  
**CERTIFICATE OF CORRECTION**

PATENT NO. : Des. 546,925 S  
APPLICATION NO. : 29/246142  
DATED : July 17, 2007  
INVENTOR(S) : Shawn Ian Bruce

Page 1 of 1

It is certified that error appears in the above-identified patent and that said Letters Patent is hereby corrected as shown below:

On the cover page, Description section:

After "Fig. 8 is a bottom view thereof.", please insert the following:  
--The broken line shown a disclaimed region is for illustrative purposes only and forms no part of the claimed design.--

Signed and Sealed this

Eleventh Day of March, 2008

A handwritten signature in black ink that reads "Jon W. Dudas". The signature is written in a cursive style with a large, looped initial "J".

JON W. DUDAS

*Director of the United States Patent and Trademark Office*