

US00D546890S

(12) **United States Design Patent**  
**Siler**

(10) **Patent No.:** **US D546,890 S**

(45) **Date of Patent:** **\*\* Jul. 17, 2007**

(54) **AUTOMATED VENDING KIOSK**

D520,064 S \* 5/2006 Worthington et al. .... D20/1  
D529,732 S \* 10/2006 Evans et al. .... D6/448

(76) Inventor: **Buzz L. Siler**, 2801 Lakeview Blvd.,  
Lake Oswego, OR (US) 97035

\* cited by examiner

(\*\*) Term: **14 Years**

*Primary Examiner*—Stacia Cadmus  
(74) *Attorney, Agent, or Firm*—Olson & Olson

(21) Appl. No.: **29/259,532**

(57) **CLAIM**

(22) Filed: **May 9, 2006**

I claim the ornamental design of an automated vending kiosk, as shown and described.

(51) **LOC (8) Cl.** ..... **20-01**

(52) **U.S. Cl.** ..... **D20/1**

(58) **Field of Classification Search** ..... D20/1-9,  
D20/99; D99/34-36, 28; 194/350, 212,  
194/205-206; 221/75, 92, 96-97, 125-128,  
221/133, 155, 195-196, 281, 284; 222/478,  
222/526; 312/114, 117, 124-125; D6/432-448;  
D10/43

**DESCRIPTION**

See application file for complete search history.

FIG. 1 is a front perspective view of an automated vending kiosk showing my new design.

FIG. 2 is a front elevational view of the kiosk of FIG. 1.

FIG. 3 is a side elevational view as viewed from the right in FIG. 2, the opposite side elevational view being a mirror image.

FIG. 4 is a rear elevational view as viewed from the right in FIG. 3; and,

FIG. 5 is a top plan view as viewed from the top in FIG. 2.

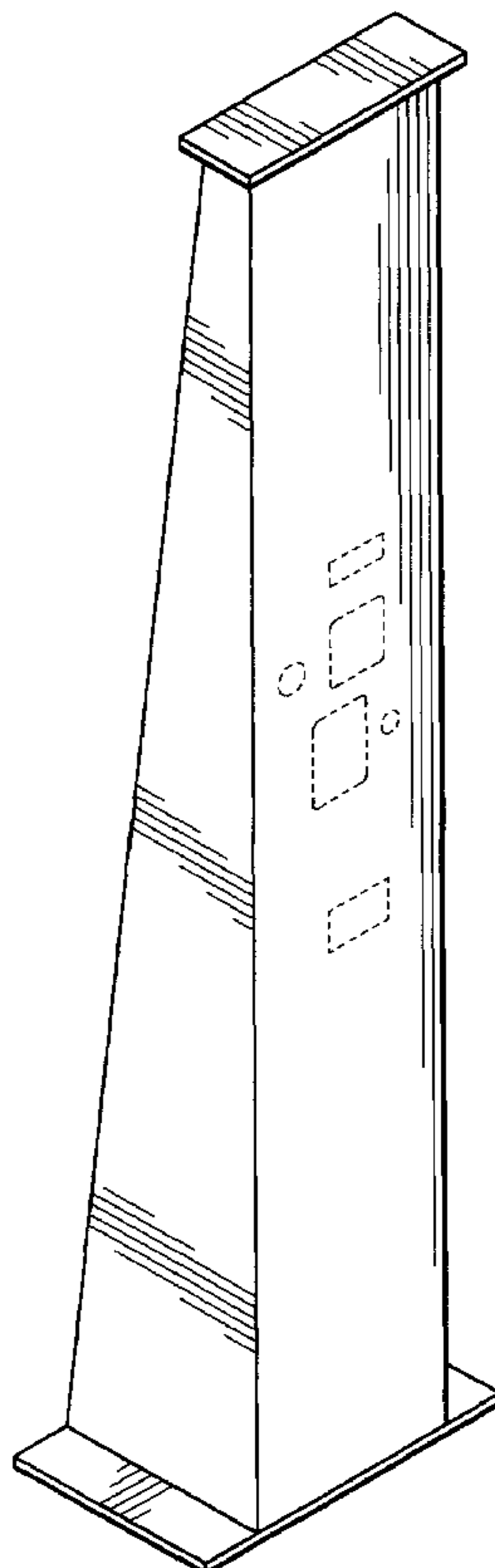
The broken lines on the front wall of the kiosk in FIGS. 1 and 2 illustrate one example of a user interfacing arrangement shown for environmental purposes only and form no part of the claimed design.

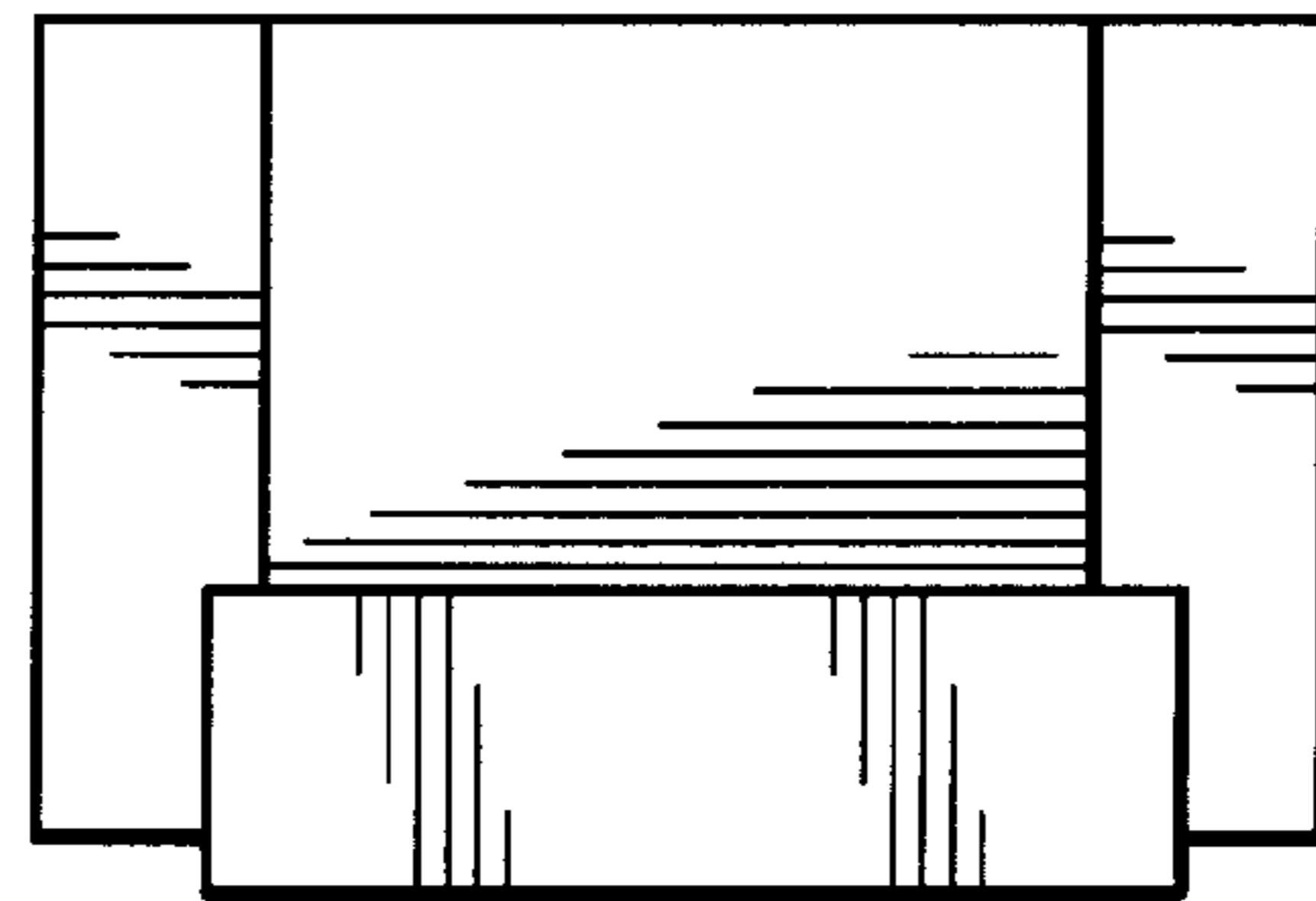
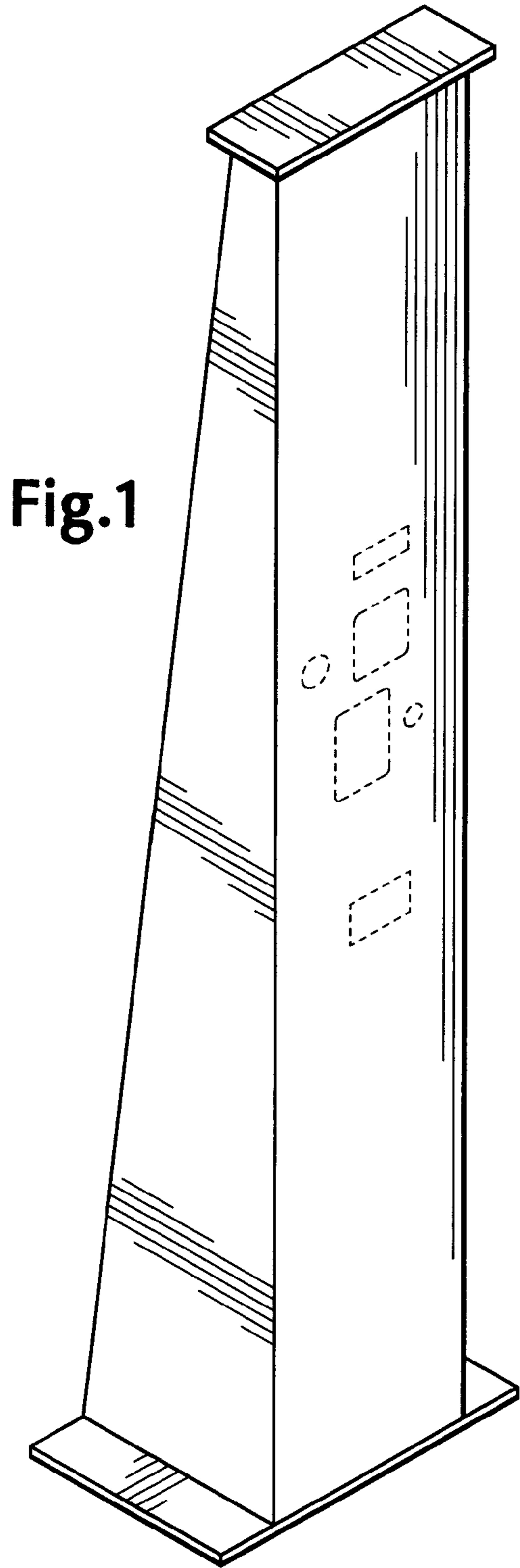
(56) **References Cited**

**U.S. PATENT DOCUMENTS**

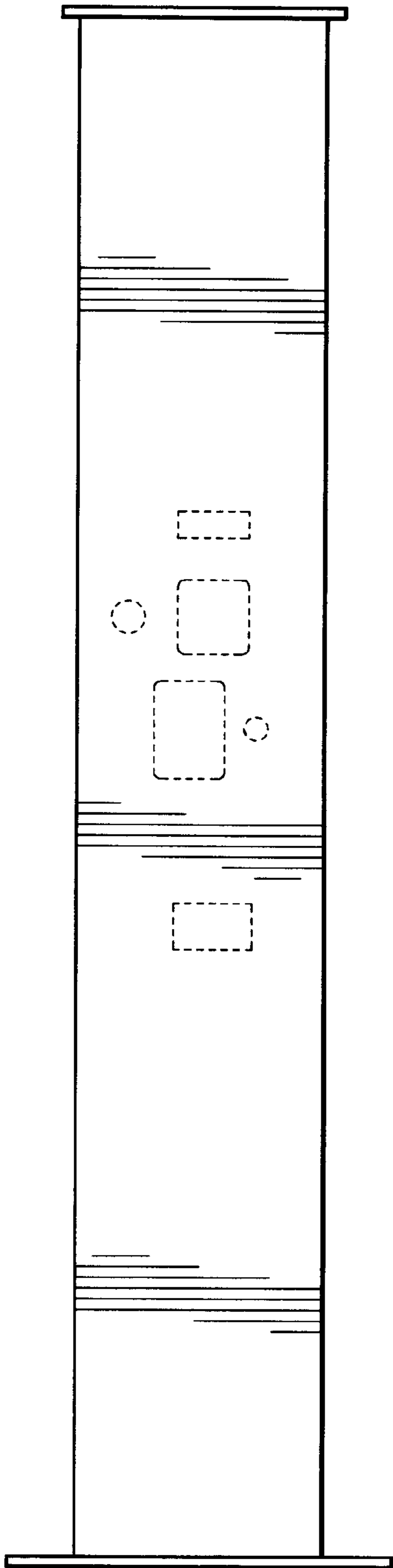
- D47,945 S \* 10/1915 Bratton ..... D20/1
- D81,227 S \* 5/1930 Butler ..... D20/2
- D82,890 S \* 12/1930 Kantor et al. .... D20/1
- D87,174 S \* 6/1932 Vischer ..... D20/2
- D216,036 S \* 11/1969 Levin ..... D10/43
- D402,782 S \* 12/1998 Johnson ..... D20/1
- D441,024 S \* 4/2001 Villalta ..... D20/1
- D451,701 S \* 12/2001 Martin et al. .... D6/446

**1 Claim, 2 Drawing Sheets**

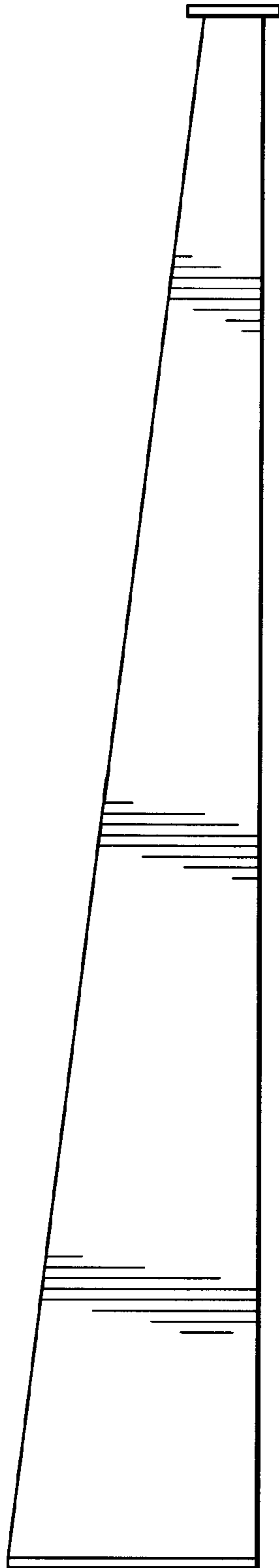




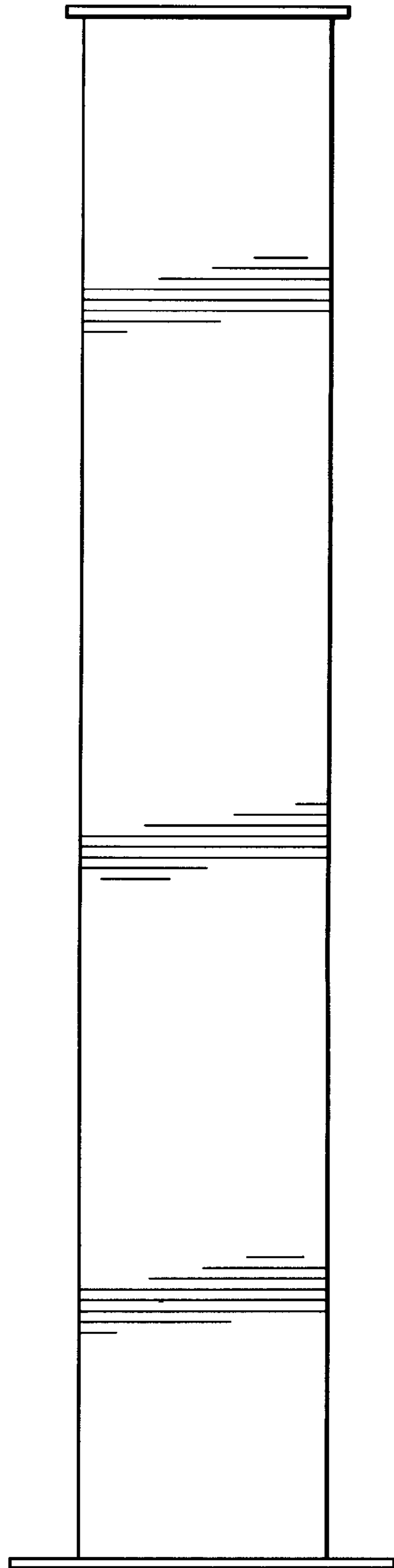
**Fig.5**



**Fig.2**



**Fig.3**



**Fig.4**