

US00D546886S

(12) **United States Design Patent**  
**Cetera**

(10) **Patent No.:** **US D546,886 S**

(45) **Date of Patent:** **\*\* Jul. 17, 2007**

(54) **PEN GRIP**

(75) Inventor: **Carl Cetera**, Tenafly, NJ (US)

(73) Assignee: **Cotapaxi Custom Design and Manufacturing, LLC**, Carlstadt, NJ (US)

(\*\*) Term: **14 Years**

(21) Appl. No.: **29/249,727**

(22) Filed: **Oct. 19, 2006**

**Related U.S. Application Data**

(62) Division of application No. 29/231,444, filed on Jun. 2, 2005, now Pat. No. Des. 536,035.

(51) **LOC (8) Cl.** ..... **19-06**

(52) **U.S. Cl.** ..... **D19/55**

(58) **Field of Classification Search** ..... D19/35, D19/36, 41-51, 53-57; 24/11 R, 11 F, 11 P; 401/52, 99, 100, 104, 105, 106, 107, 108, 401/109, 192, 195, 196  
See application file for complete search history.

(56) **References Cited**

**U.S. PATENT DOCUMENTS**

D377,051 S \* 12/1996 Takemura ..... D19/51

D388,458 S \* 12/1997 Takemura ..... D19/36

D441,793 S \* 5/2001 Takemura ..... D19/51

D482,725 S \* 11/2003 Takemura ..... D19/43

D536,035 S \* 1/2007 Cetera ..... D19/51

\* cited by examiner

*Primary Examiner*—Elizabeth A. Albert

(74) *Attorney, Agent, or Firm*—The Soni Law Firm

(57) **CLAIM**

The ornamental design for a pen grip, as shown and described.

**DESCRIPTION**

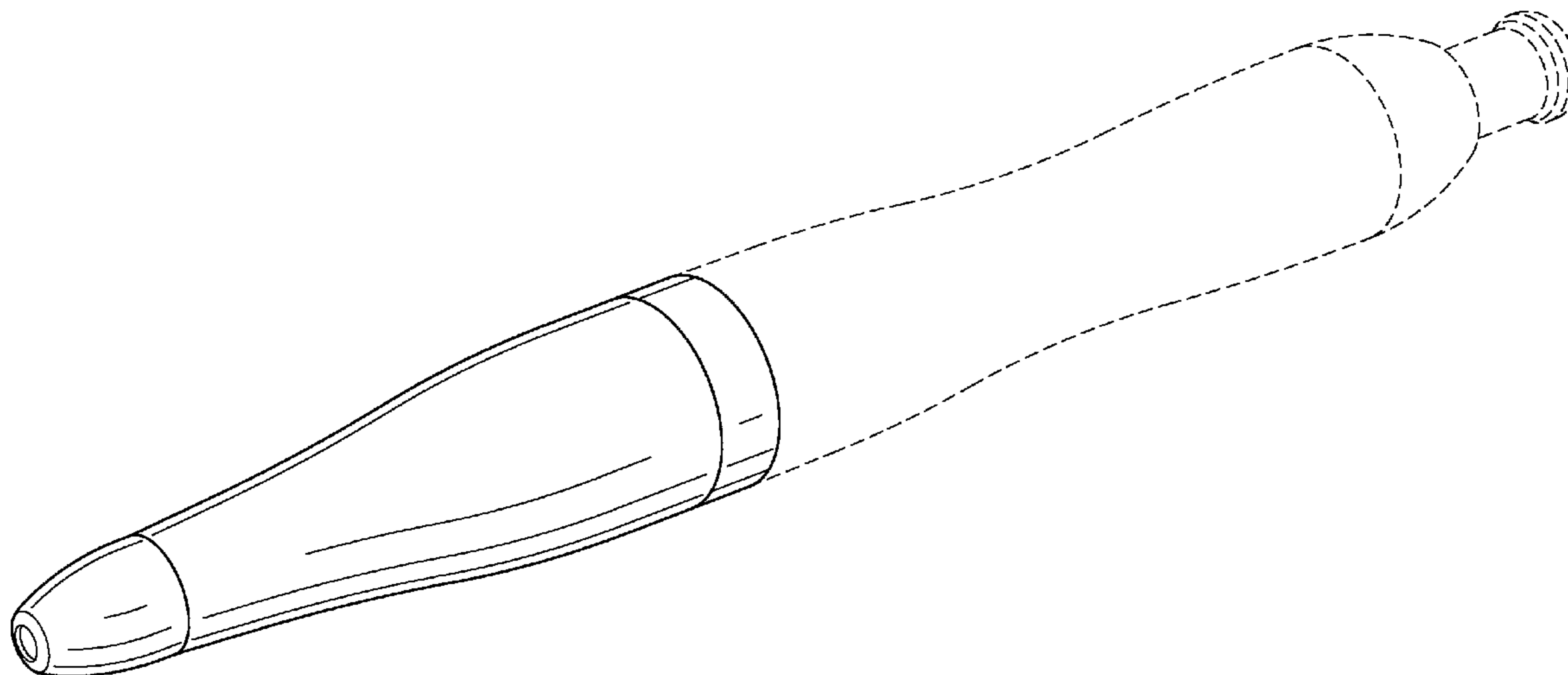
FIG. 1 is a front side bottom perspective view of a pen clip showing my new design;

FIG. 2 is a front elevational view thereof, which is a mirror image of the back elevational view; and,

FIG. 3 is a bottom plan view thereof.

The broken lines depicting environmental structure are included for illustrative purposes only and form no part of the claimed design.

**1 Claim, 1 Drawing Sheet**



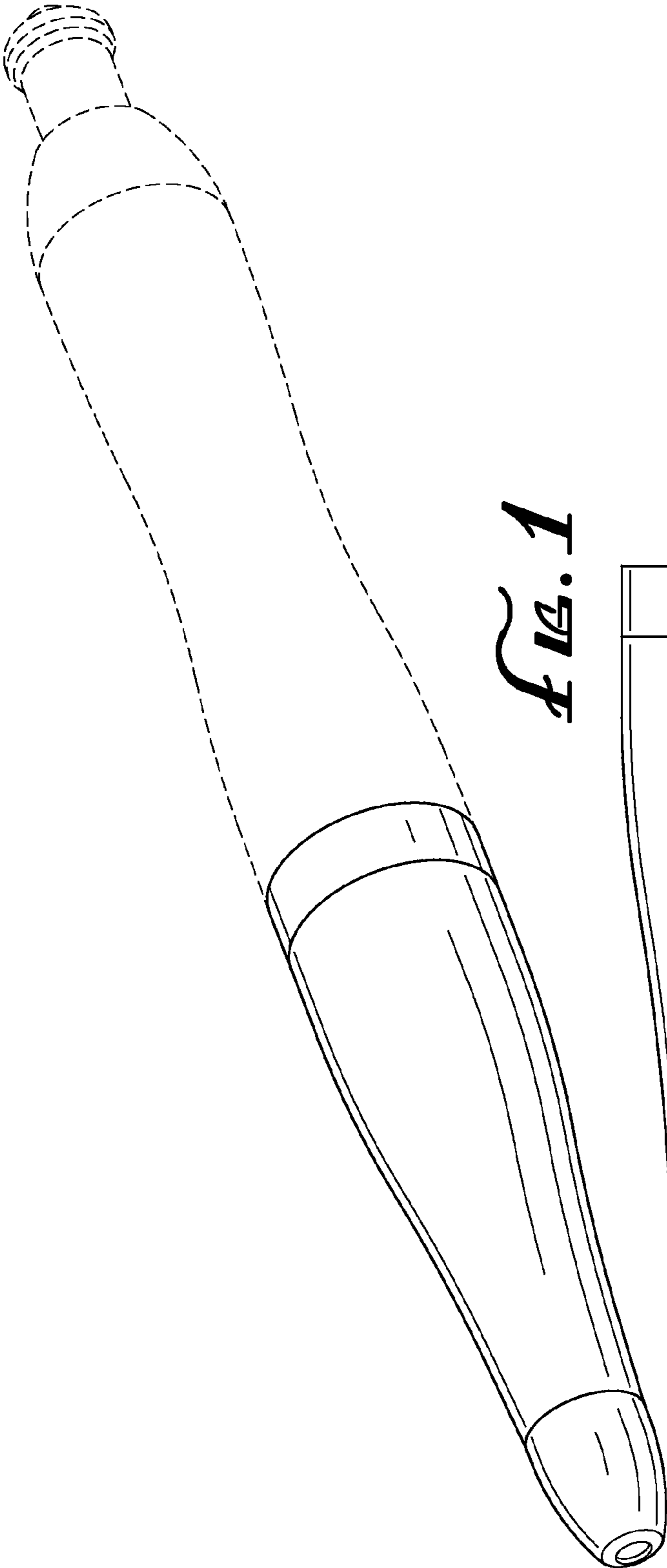


FIG. 1

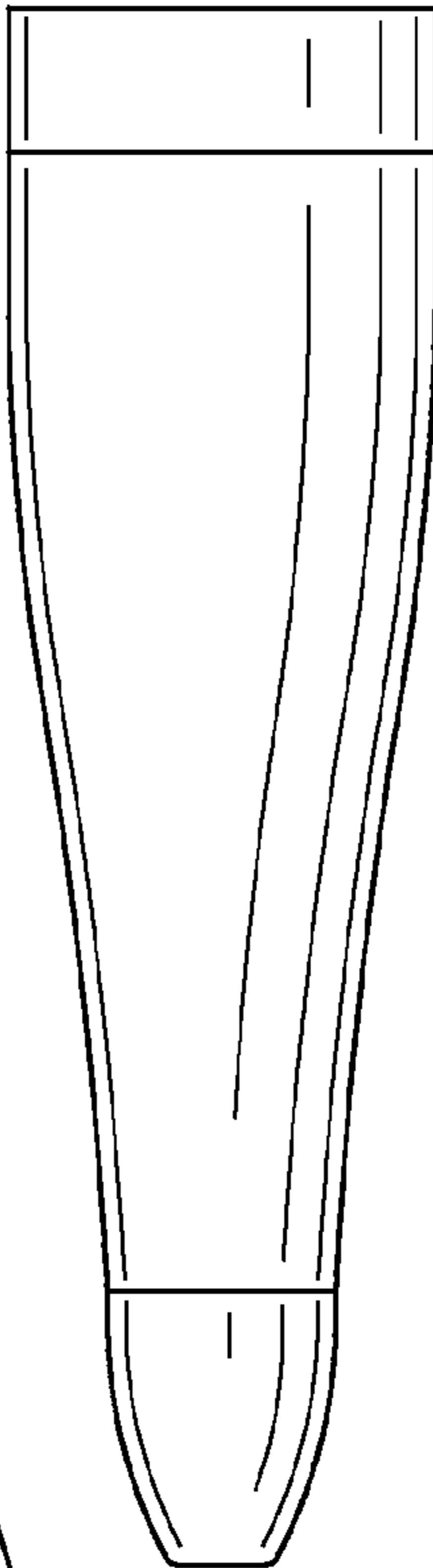


FIG. 2

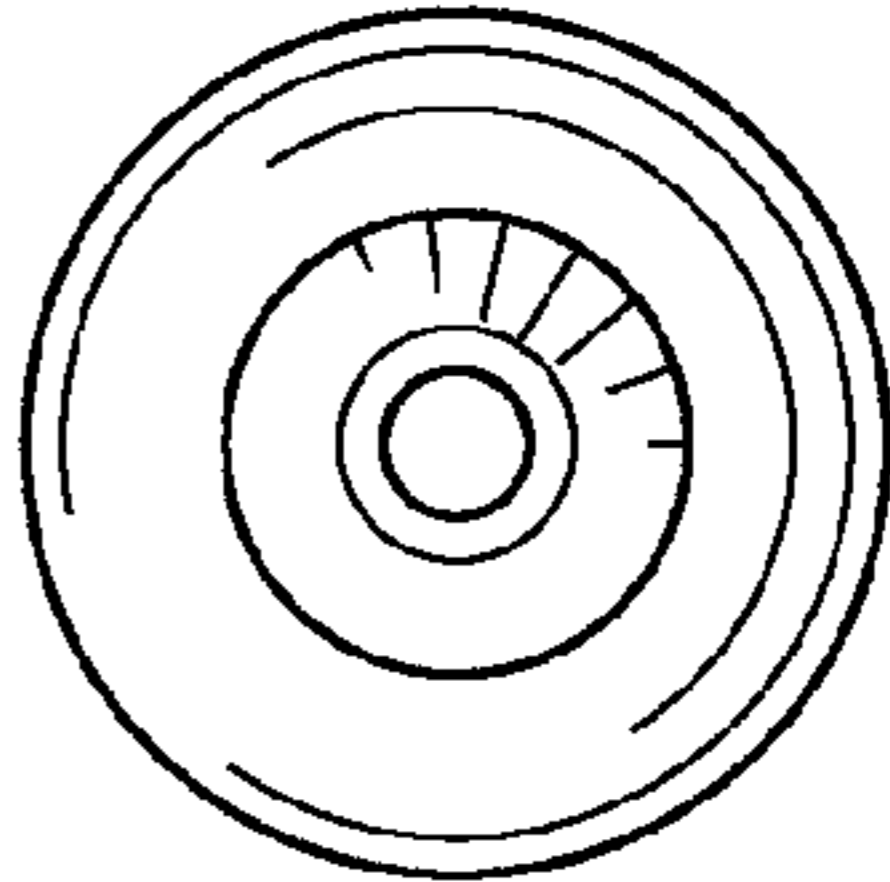


FIG. 3