

US00D546885S

(12) **United States Design Patent**
Cetera

(10) **Patent No.:** **US D546,885 S**

(45) **Date of Patent:** **** Jul. 17, 2007**

(54) **PEN CLIP BARREL**

(75) Inventor: **Carl Cetera**, Tenafly, NJ (US)

(73) Assignee: **Cotapaxi Custom Design and Manufacturing, LLC**, Carlstadt, NJ (US)

(**) Term: **14 Years**

(21) Appl. No.: **29/249,611**

(22) Filed: **Oct. 13, 2006**

Related U.S. Application Data

(63) Continuation-in-part of application No. 29/224,712, filed on Mar. 4, 2005, now Pat. No. Des. 536,733.

(51) **LOC (8) Cl.** **19-06**

(52) **U.S. Cl.** **D19/54**

(58) **Field of Classification Search** D19/35, D19/36, 41-51, 53-57; 24/11 R, 11 F, 11 P; 401/52, 99, 100, 104, 105, 106, 107, 108, 401/109, 192, 195, 196

See application file for complete search history.

(56) **References Cited**

U.S. PATENT DOCUMENTS

D456,845 S * 5/2002 Rommel D19/49
D475,406 S * 6/2003 Cetera D19/48

D475,741 S * 6/2003 Cetera D19/51
D495,365 S * 8/2004 Cetera D19/51
D498,496 S * 11/2004 Volk D19/54
D508,951 S * 8/2005 Cetera D19/51
D518,523 S * 4/2006 Cetera D19/51
D521,556 S * 5/2006 Cetera D19/51
7,086,798 B1 8/2006 Cetera
D536,733 S * 2/2007 Cetera D19/51

* cited by examiner

Primary Examiner—Elizabeth A. Albert

(74) *Attorney, Agent, or Firm*—The Soni Law Firm

(57) **CLAIM**

The ornamental design for a pen clip barrel, as shown and described.

DESCRIPTION

FIG. 1 is a front bottom side perspective view of a pen clip barrel showing my new design;

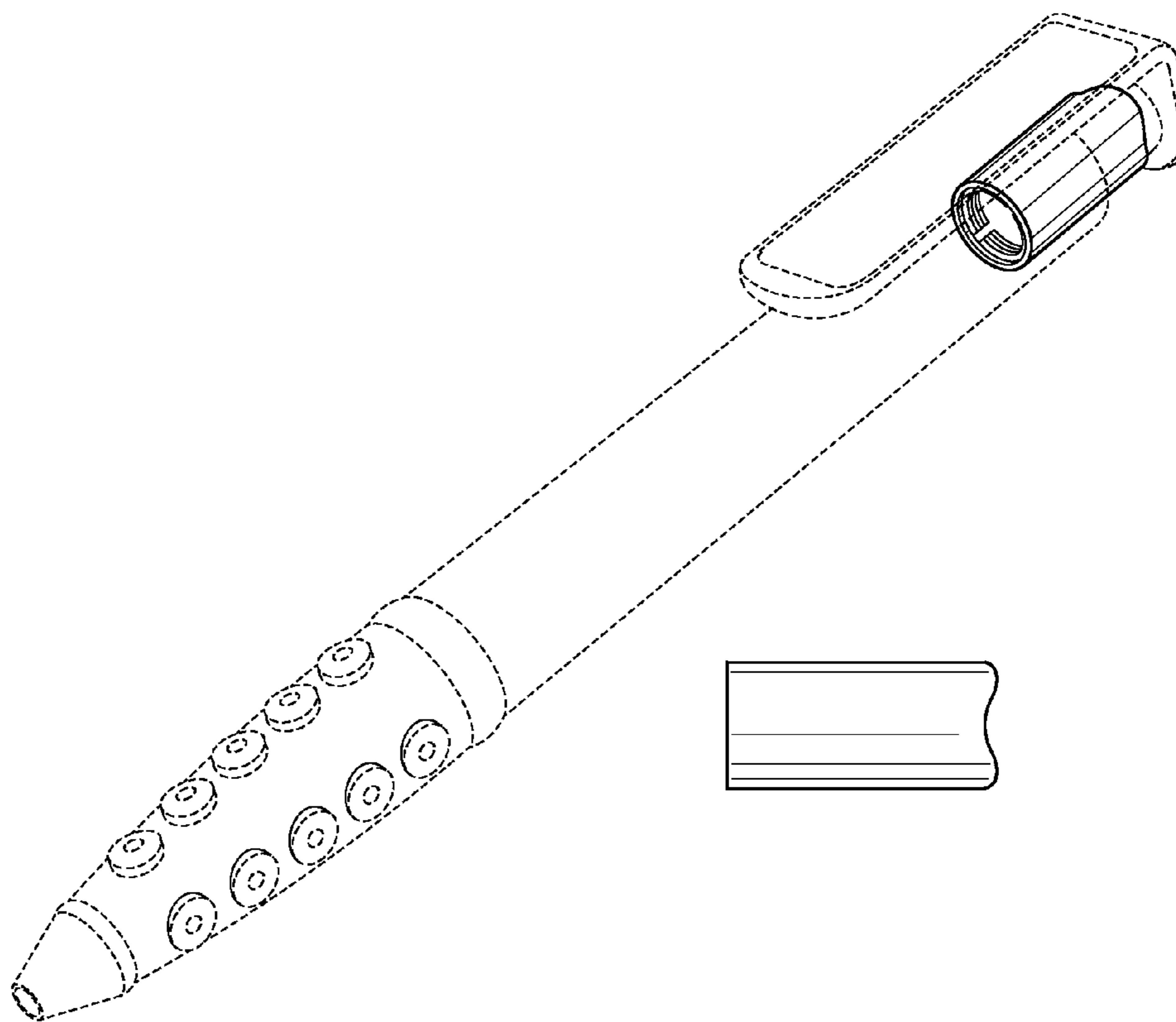
FIG. 2 is a bottom plan view thereof;

FIG. 3 is a right side elevational view thereof which is a mirror image of the left side thereof, and,

FIG. 4 is a top plan view thereof.

The broken lines depicting environmental structure are included for illustrative purposes only and form no part of the claimed design.

1 Claim, 1 Drawing Sheet



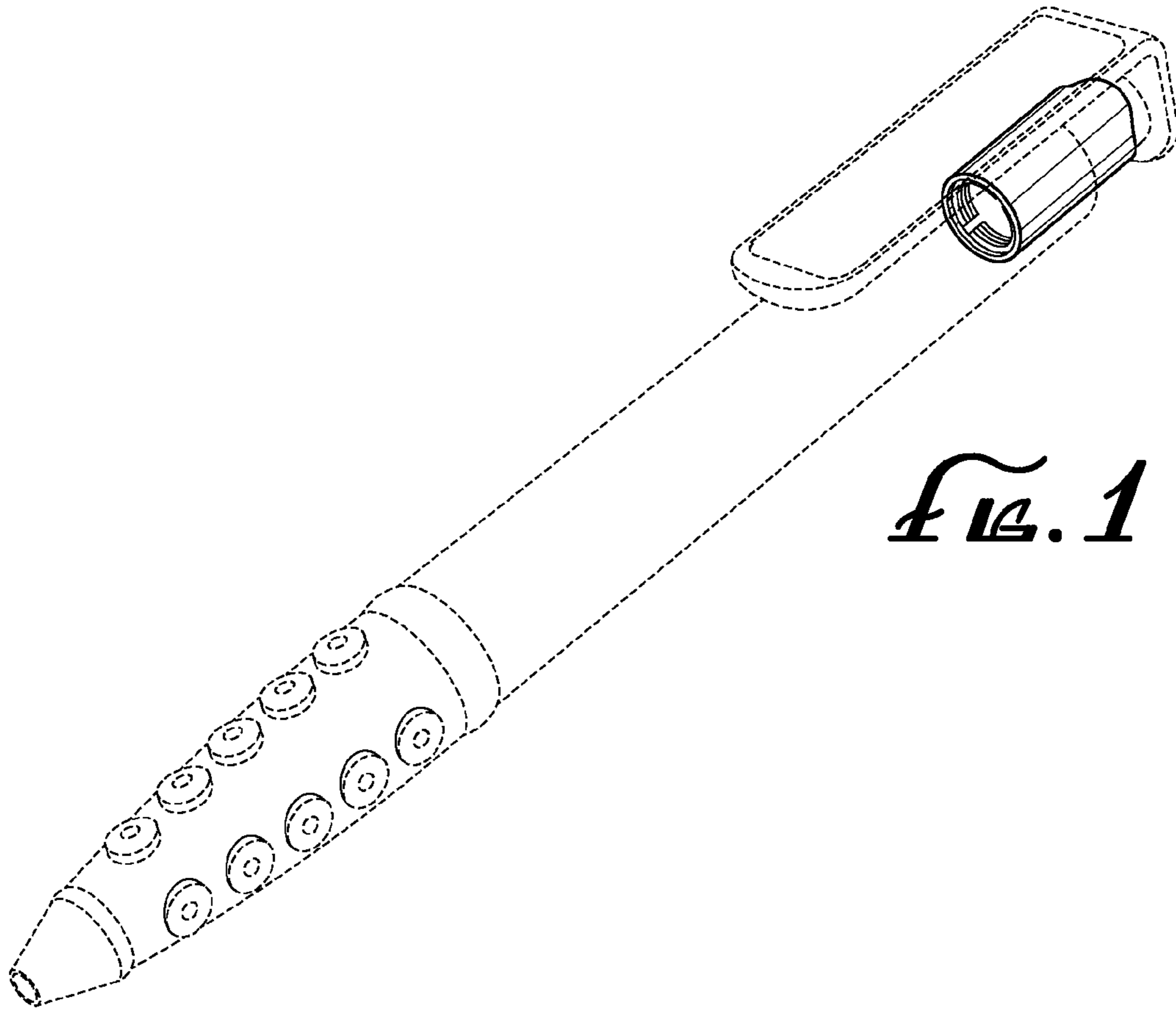


FIG. 1

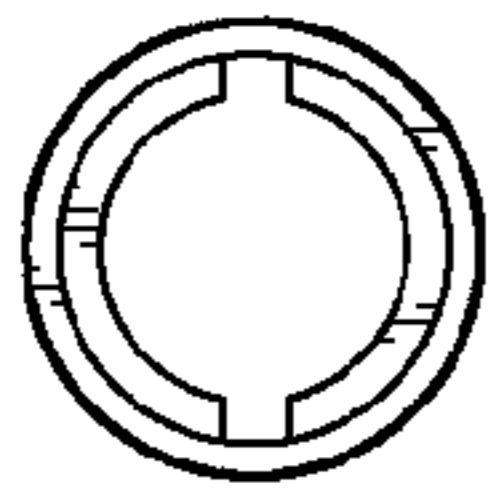


FIG. 3

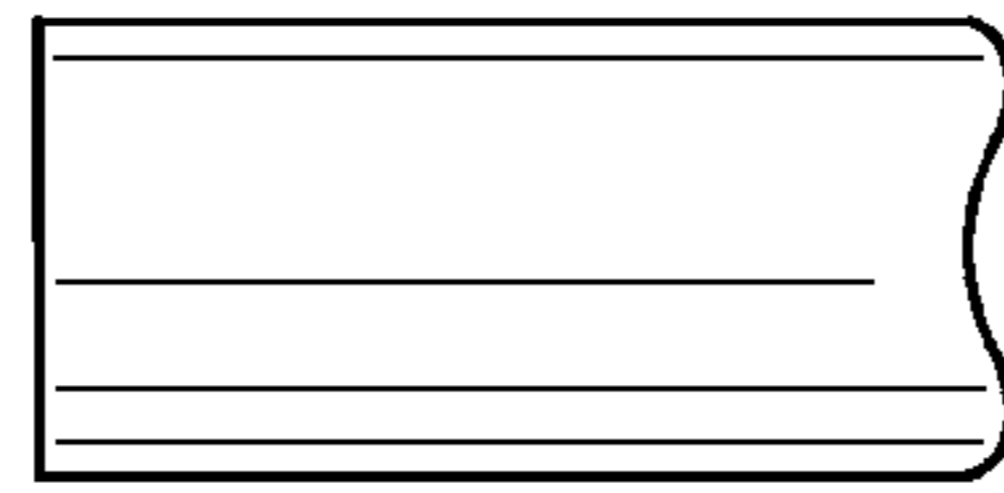


FIG. 2

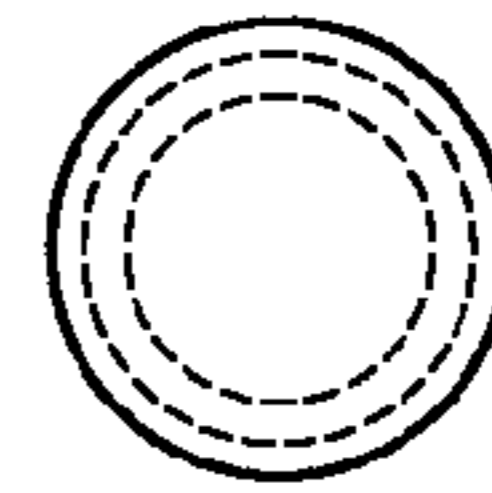


FIG. 4