



US00D546881S

(12) **United States Design Patent**
Qiu

(10) **Patent No.:** **US D546,881 S**
(45) **Date of Patent:** **** Jul. 17, 2007**

(54) **PEN**
(75) Inventor: **Zhiming Qiu**, Ningbo (CN)
(73) Assignee: **Beifa Group Co., Ltd.**, Ningbo (CN)
(**) Term: **14 Years**
(21) Appl. No.: **29/238,611**
(22) Filed: **Sep. 19, 2005**
(30) **Foreign Application Priority Data**
Apr. 24, 2005 (CN) 200530012789
(51) **LOC (8) Cl.** **19-06**
(52) **U.S. Cl.** **D19/50**
(58) **Field of Classification Search** D19/35,
D19/36, 41-51, 54-57; 24/11 R, 11 F, 11 P;
401/52, 99, 100, 104-109, 192, 195
See application file for complete search history.

D478,125 S 8/2003 Chen
D480,423 S * 10/2003 Kung D19/50
D480,756 S 10/2003 Hwang
D482,067 S * 11/2003 Yang D19/50
D487,773 S 3/2004 Keda
D489,408 S 5/2004 Qiu
D490,108 S 5/2004 Moon
D492,348 S 6/2004 Qiu
D492,349 S 6/2004 Qiu
D492,723 S 7/2004 Kuo Chiang
D496,962 S * 10/2004 Bonnamour D19/48
D497,643 S 10/2004 Nishida
D499,139 S 11/2004 Oka
D502,507 S * 3/2005 Wang D19/50
D506,506 S * 6/2005 Qiu D19/50
D507,599 S * 7/2005 Qiu D19/50
D508,081 S * 8/2005 Qiu D19/50
D510,104 S * 9/2005 Qiu D19/50
D522,579 S * 6/2006 Sim D19/36
2006/0062628 A1 * 3/2006 Kostecki et al. 401/6
* cited by examiner

(56) **References Cited**
U.S. PATENT DOCUMENTS

D258,219 S 2/1981 Oka
D289,304 S 4/1987 Giugiaro
D402,693 S 12/1998 Sunaga
D410,030 S 5/1999 Sunaga
D417,891 S 12/1999 Izushima
D418,871 S 1/2000 Keda
D436,375 S 1/2001 Rosenbaum
D436,996 S 1/2001 Izushima
D441,015 S 4/2001 Izushima
D441,017 S 4/2001 Gault et al.
D441,398 S * 5/2001 Owen et al. D19/50
6,273,626 B1 8/2001 Yazawa
D448,805 S 10/2001 Willat et al.
D452,274 S 12/2001 Keda
D453,187 S 1/2002 Keda
D457,917 S 5/2002 Traut et al.
D460,112 S 7/2002 Keda
D463,491 S 9/2002 Hwang
D463,822 S 10/2002 Keda
D464,083 S 10/2002 Yoon
D465,238 S 11/2002 Qiu
D468,771 S 1/2003 Holland et al.
D472,578 S 4/2003 Plantz et al.
D474,809 S 5/2003 Willat et al.

Primary Examiner—Elizabeth A. Albert
Assistant Examiner—Karen E. Eldridge Powers
(74) *Attorney, Agent, or Firm*—Christensen O'Connor
Johnson Kindness PLLC

(57) **CLAIM**

The ornamental design of a pen, as shown and described.

DESCRIPTION

FIG. 1 is a front left perspective view of a pen showing my new design;
FIG. 2 is a rear right perspective view thereof;
FIG. 3 is a left elevational view thereof;
FIG. 4 is a top plan view thereof;
FIG. 5 is a front elevational view thereof;
FIG. 6 is a right elevational view thereof;
FIG. 7 is a bottom plan view thereof; and,
FIG. 8 is a rear elevational view thereof.
The stippling shown in the drawings represents a texture on the surface of the pen.

1 Claim, 3 Drawing Sheets

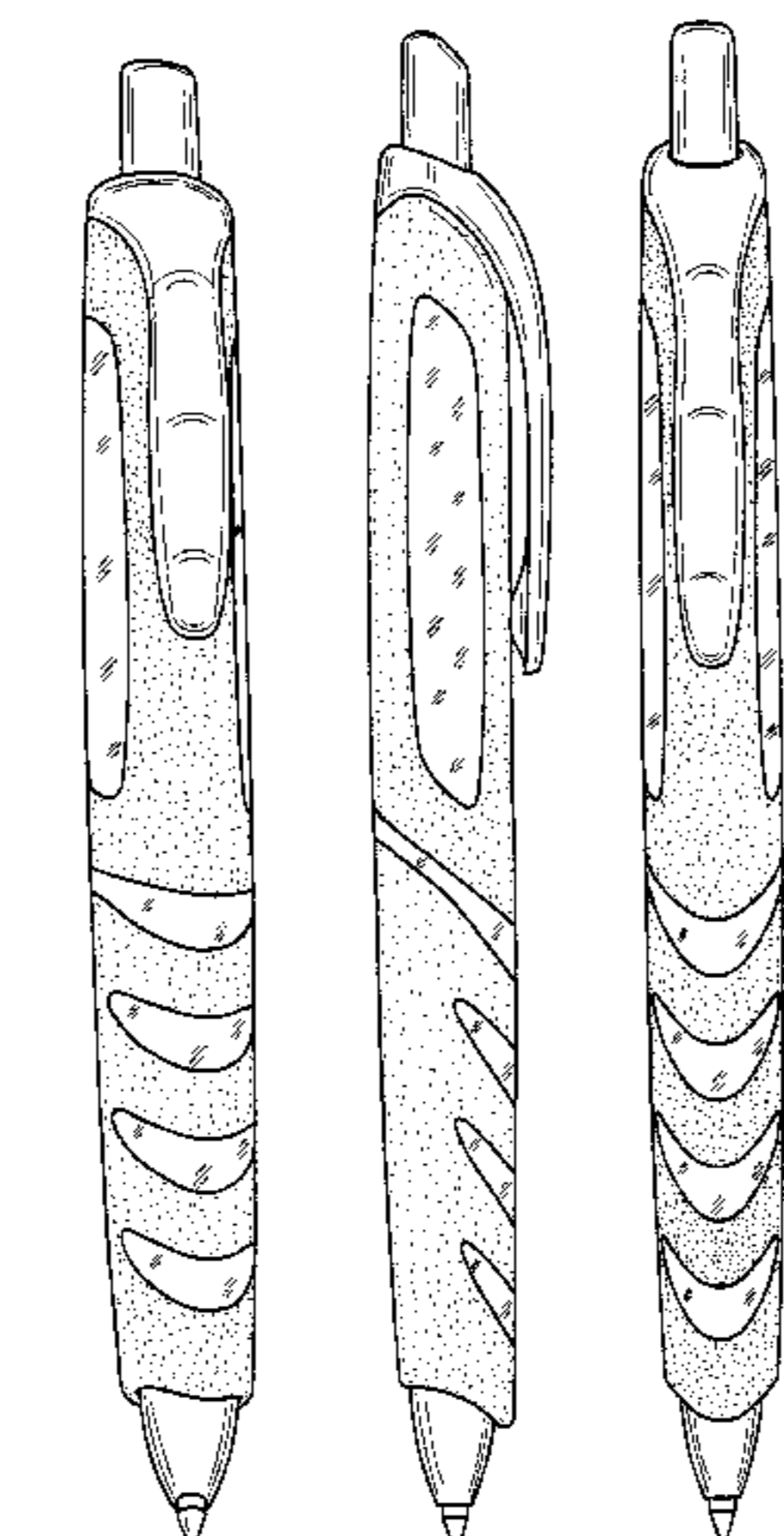


Fig. 1.

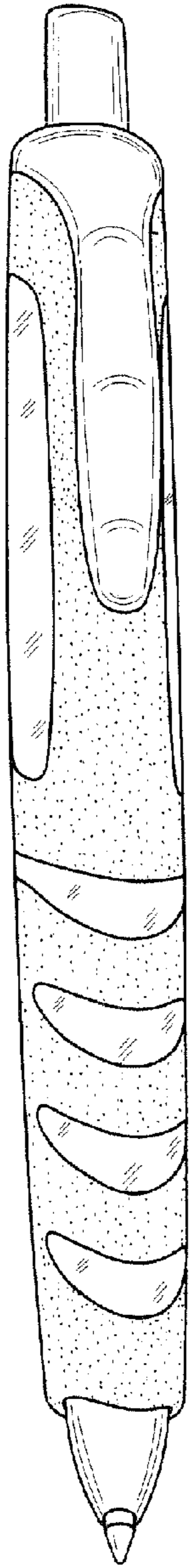


Fig. 2.

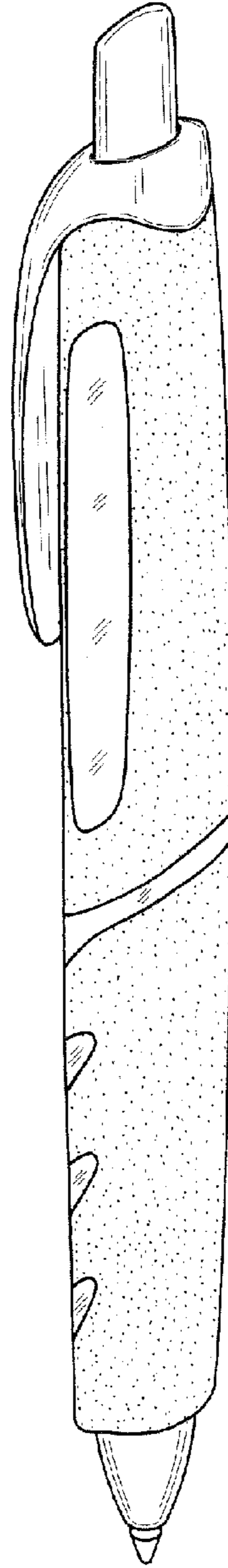


Fig.3.

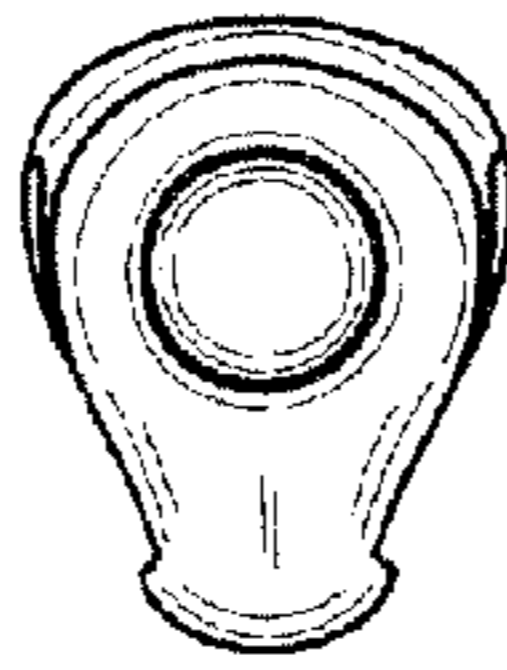
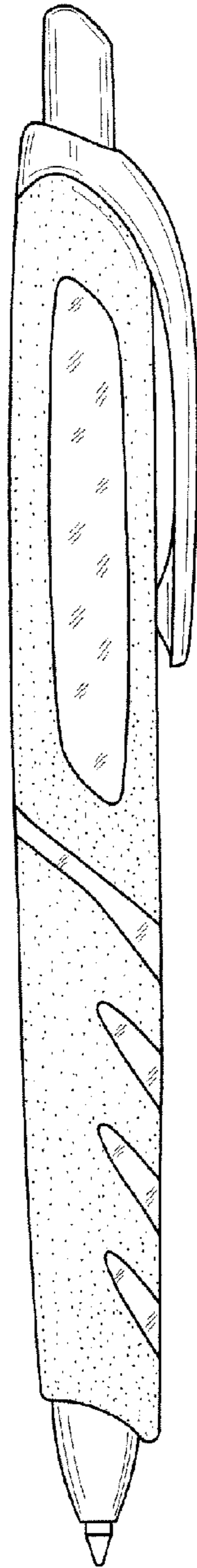



Fig.4.

Fig.5.



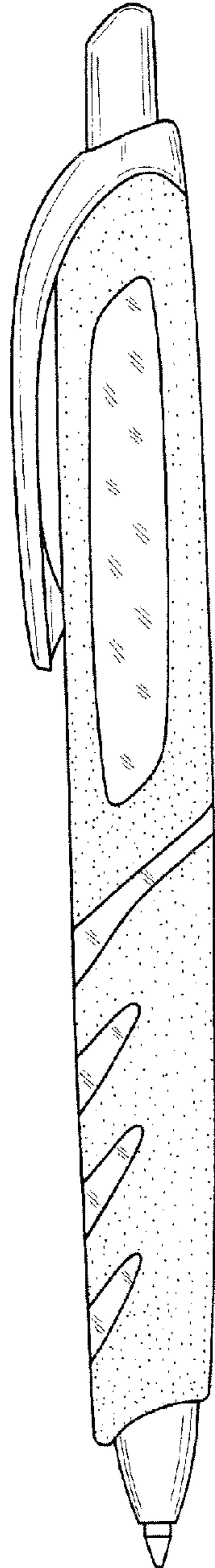


Fig. 6.

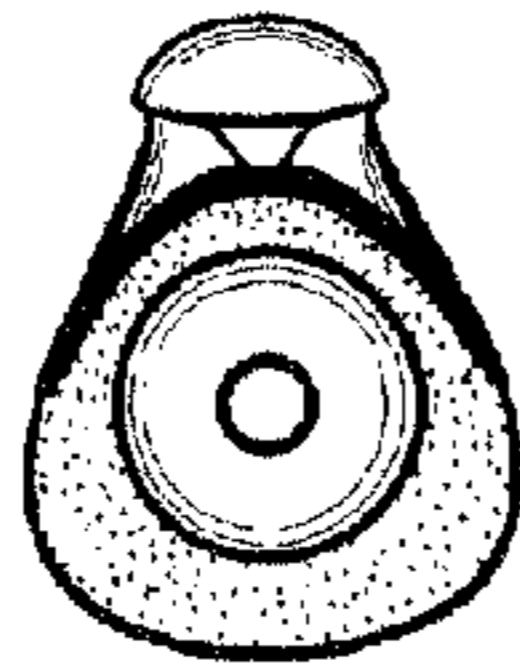


Fig. 7.

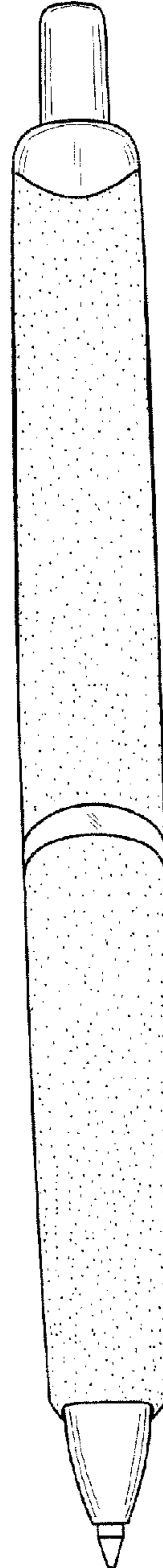


Fig. 8.

UNITED STATES PATENT AND TRADEMARK OFFICE
CERTIFICATE OF CORRECTION

PATENT NO. : Des. 546,881 S
APPLICATION NO. : 29/238611
DATED : July 17, 2007
INVENTOR(S) : Z. Qiu

Page 1 of 1

It is certified that error appears in the above-identified patent and that said Letters Patent is hereby corrected as shown below:

<u>COLUMN</u>	<u>LINE</u>	
(30) Pg. 1, col. 1	Foreign Application Priority Data	“200530012789” should read --200530012789.4--
(57) Pg. 1, col. 2	Claim	“of a pen,” should read --for a pen,--

Signed and Sealed this

First Day of April, 2008



JON W. DUDAS
Director of the United States Patent and Trademark Office