



US00D546880S

(12) **United States Design Patent**
Slemp

(10) **Patent No.:** **US D546,880 S**

(45) **Date of Patent:** **** Jul. 17, 2007**

- (54) **PEN**
- (75) **Inventor:** **Alexander Slemp**, Wolfach (DE)
- (73) **Assignee:** **Klio-Eterna Schreibgerate GmbH & Co.**, Wolfach (DE)
- (**) **Term:** **14 Years**
- (21) **Appl. No.:** **29/252,948**
- (22) **Filed:** **Jan. 31, 2006**
- (30) **Foreign Application Priority Data**
Aug. 22, 2005 (EM) 000389820
- (51) **LOC (8) Cl.** **19-06**
- (52) **U.S. Cl.** **D19/48**
- (58) **Field of Classification Search** D19/35,
D19/36, 41-51, 53-57; 24/11 R, 11 F, 11 P;
401/52, 99, 100, 104, 105, 106, 107, 108,
401/109, 192, 195, 196
See application file for complete search history.

- D421,052 S * 2/2000 Yazawa D19/48
- 6,273,626 B1 * 8/2001 Yazawa 401/6
- D489,089 S * 4/2004 Losel D19/48
- D506,503 S * 6/2005 Qiu D19/48
- D512,457 S * 12/2005 Anand D19/48

* cited by examiner

Primary Examiner—Elizabeth A. Albert
(74) *Attorney, Agent, or Firm*—Volpe & Koenig PC

(57) **CLAIM**

The ornamental design for a pen, as shown and described.

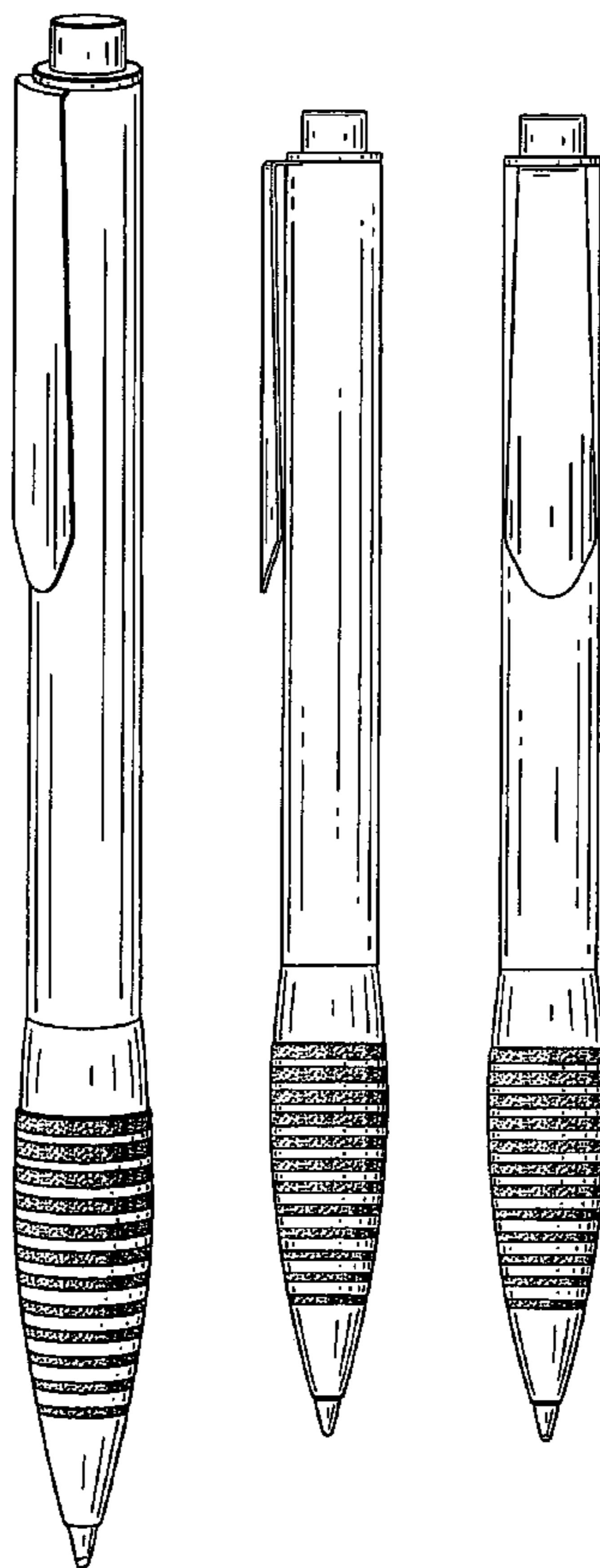
DESCRIPTION

FIG. 1 is a top perspective view of a pen showing my new design;
 FIG. 2 is a right side elevational view thereof;
 FIG. 3 is a front elevational view thereof;
 FIG. 4 is a left side elevational view thereof;
 FIG. 5 is a rear elevational view thereof;
 FIG. 6 is an enlarged bottom plan view thereof; and,
 FIG. 7 is an enlarged top plan view thereof.

The stippling on the grip represents a different surface texture from the rest of the pen.

- (56) **References Cited**
U.S. PATENT DOCUMENTS
D157,356 S * 2/1950 Eratico D19/57
D269,189 S * 5/1983 Sakaoka D19/48
D288,825 S * 3/1987 Thompson et al. D19/48

1 Claim, 4 Drawing Sheets



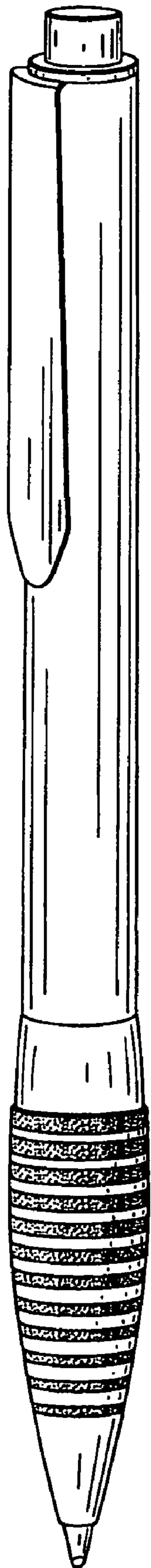


FIG. 1

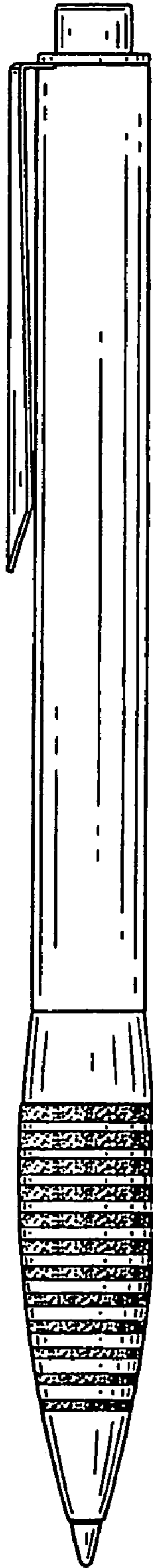


FIG. 2

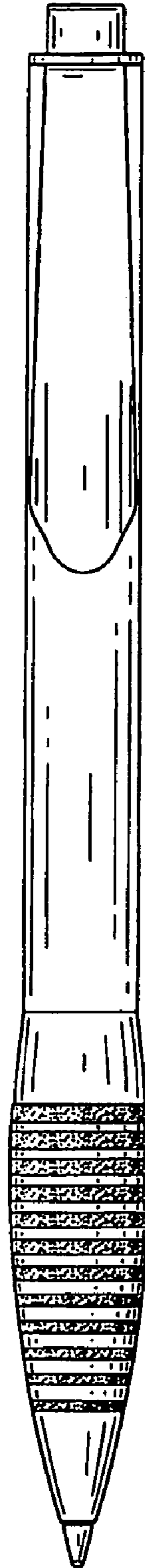


FIG. 3

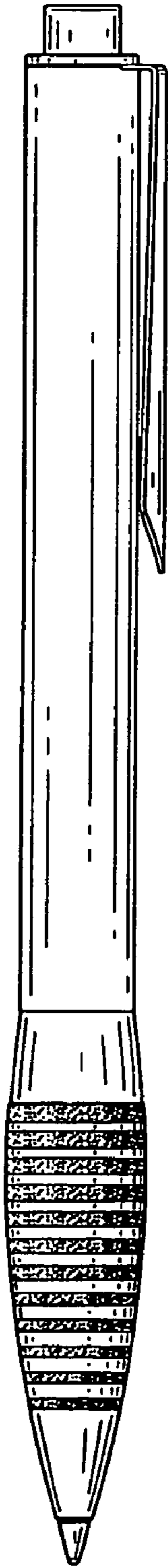


FIG. 4

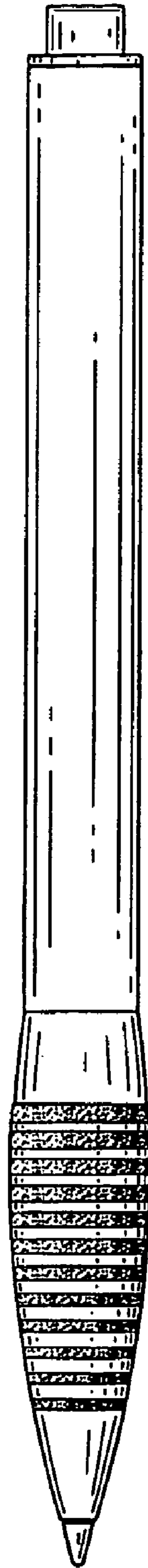


FIG. 5




FIG. 6

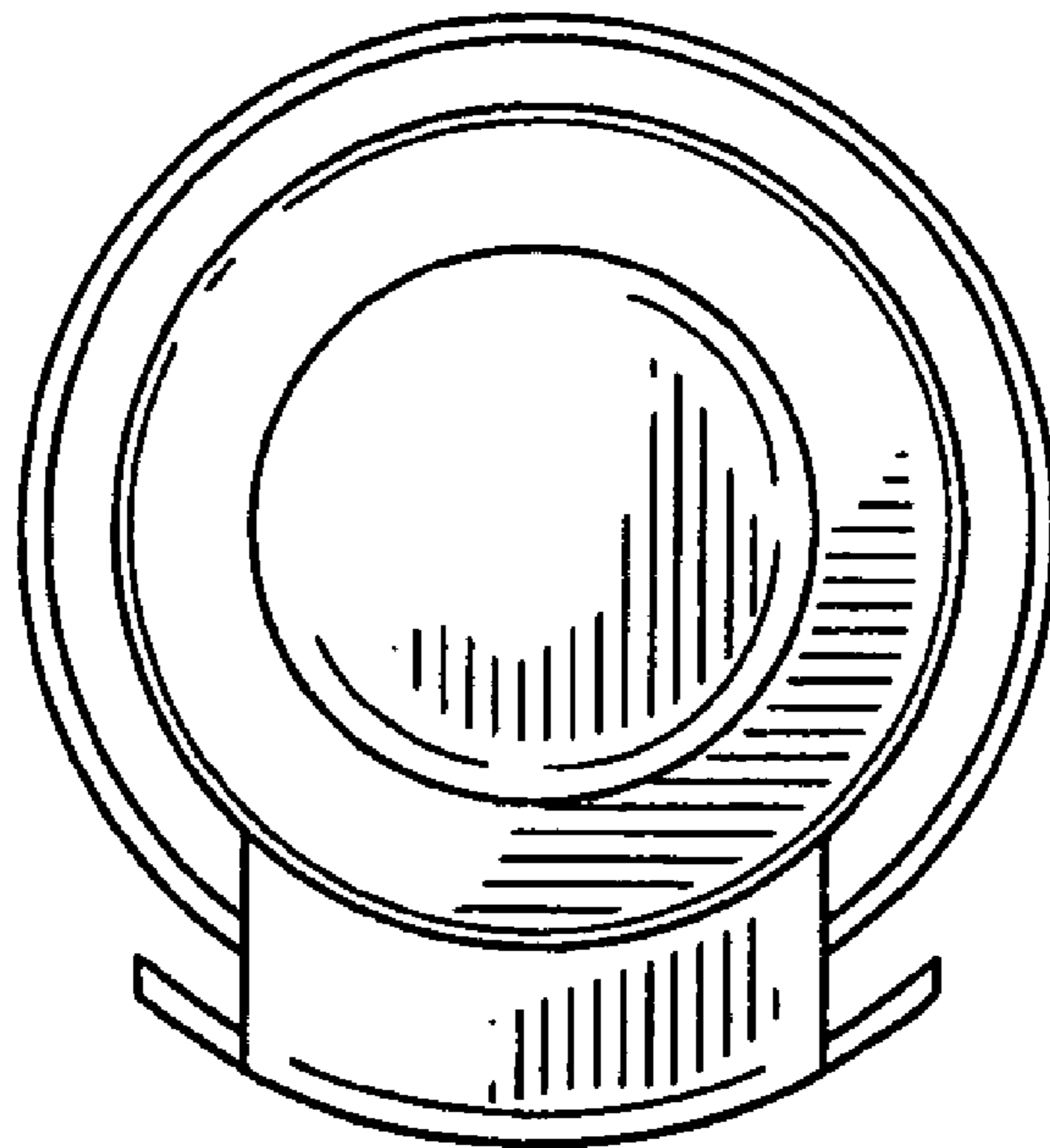


FIG. 7