



US00D546879S

(12) **United States Design Patent**
Qiu

(10) **Patent No.:** **US D546,879 S**

(45) **Date of Patent:** **** Jul. 17, 2007**

(54) **HIGHLIGHTER**

(75) Inventor: **Zhiming Qiu**, Ningbo (CN)

(73) Assignee: **Beifa Group Co., Ltd.**, Ningbo (CN)

(**) Term: **14 Years**

(21) Appl. No.: **29/232,861**

(22) Filed: **Jun. 24, 2005**

(30) **Foreign Application Priority Data**

Mar. 6, 2005 (CN) 2005 3 0008649

(51) **LOC (8) Cl.** **19-06**

(52) **U.S. Cl.** **D19/44**

(58) **Field of Classification Search** D8/356,
D8/367; D19/36, 37, 41-51, 54-57; 24/588.1,
24/599.1, 599.5, 599.6, 599.8, 599.9, 600.1,
24/600.2; 401/52, 99, 100, 104-109, 192,
401/195

See application file for complete search history.

(56) **References Cited**

U.S. PATENT DOCUMENTS

46,659	A *	3/1865	Goodyear	24/599.6
65,107	A *	5/1867	Mitchell	24/599.5
311,427	A *	1/1885	Giffard	24/600.2
1,417,949	A *	5/1922	Sleeper	24/599.5
5,479,795	A *	1/1996	Neri	63/3.1
D399,253	S *	10/1998	Raymond	D19/36
D413,252	S *	8/1999	Striebel	D8/367
D414,204	S *	9/1999	Reichmann	D19/49
D470,529	S *	2/2003	Tu	D19/43
D474,239	S *	5/2003	Rosenbaum	D19/44

6,557,219	B2 *	5/2003	Smith et al.	24/599.1
D476,363	S *	6/2003	Hung	D19/43
D482,726	S *	11/2003	Hung	D19/43
D492,347	S *	6/2004	Qiu	D19/43
D495,362	S *	8/2004	Qiu	D19/43
D504,306	S *	4/2005	Chisolm	D8/356
2005/0081303	A1 *	4/2005	Goldberg	7/165

* cited by examiner

Primary Examiner—Elizabeth A. Albert

(74) *Attorney, Agent, or Firm*—Christensen O'Connor Johnson Kindness PLLC

(57) **CLAIM**

The ornamental design for a highlighter, as shown and described.

DESCRIPTION

FIG. 1 is a front left perspective view of a highlighter showing my new design;

FIG. 2 is an exploded front right perspective view of the highlighter shown in FIG. 1;

FIG. 3 is a front left perspective view of the highlighter of FIG. 1, shown without the cap for convenience;

FIG. 4 is a top plan view of the highlighter shown in FIG. 1;

FIG. 5 is a bottom plan view thereof;

FIG. 6 is a left side elevational view thereof;

FIG. 7 is a front elevational view thereof;

FIG. 8 is a right side elevational view thereof; and,

FIG. 9 is a rear elevational view thereof.

1 Claim, 4 Drawing Sheets

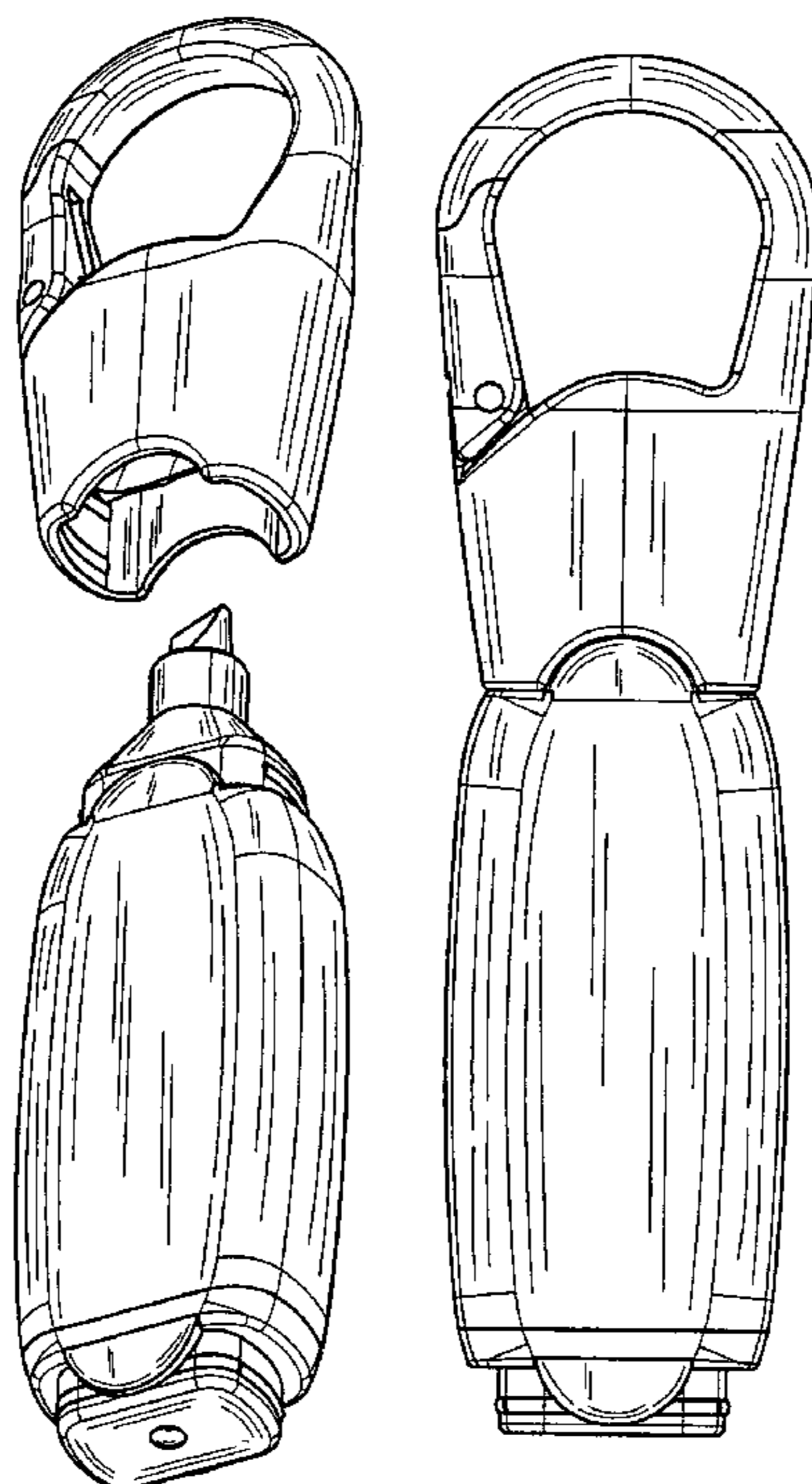


Fig.1.

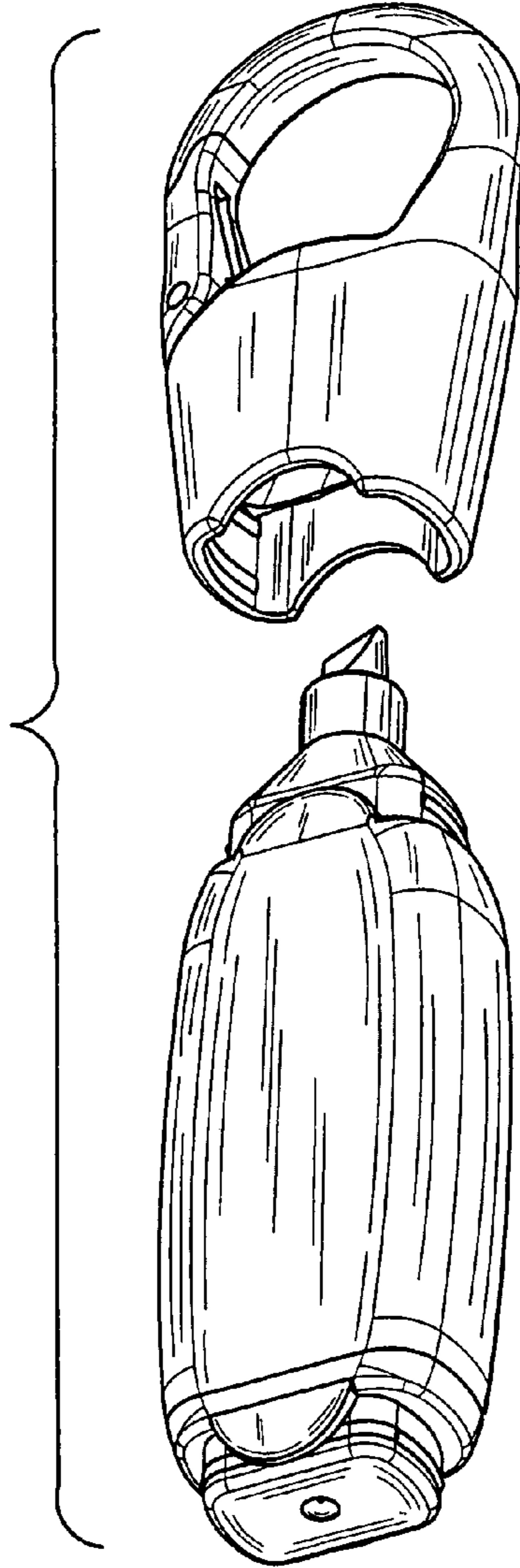



Fig.2.

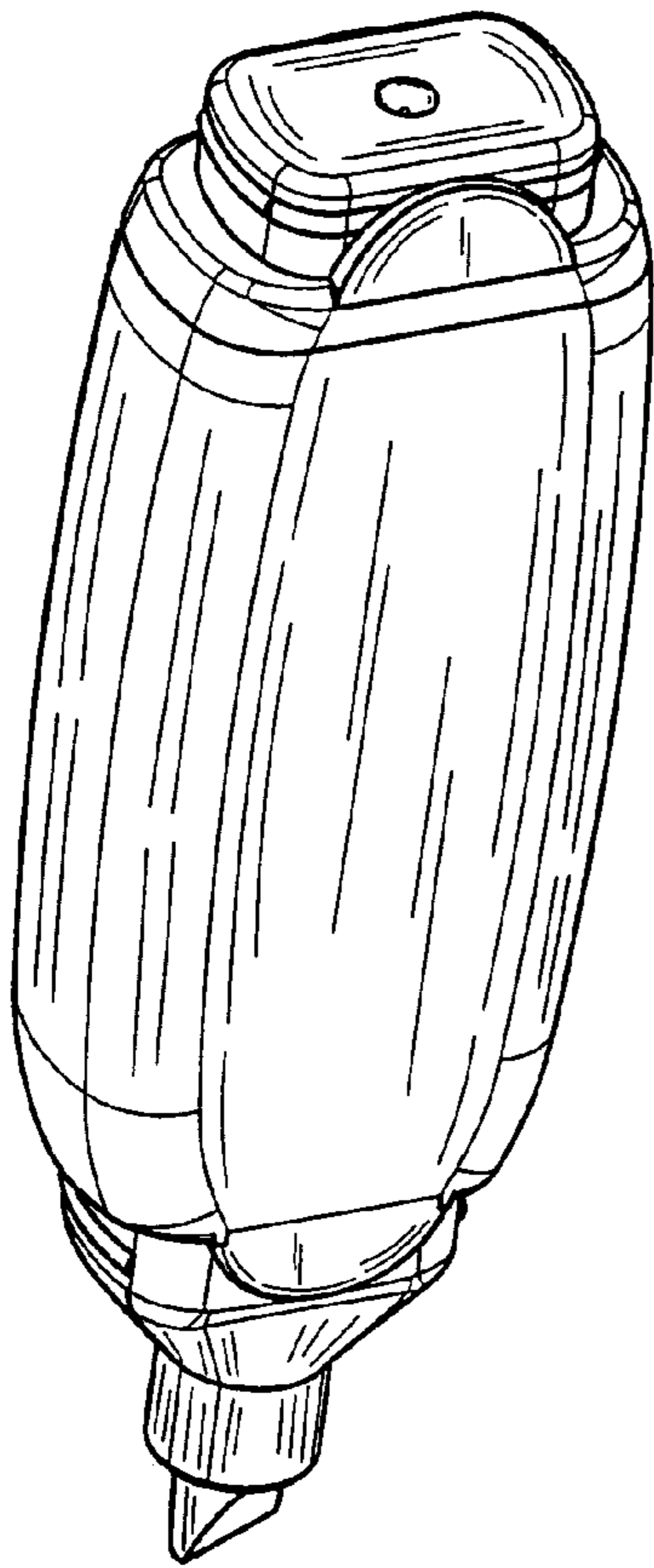


Fig. 3.

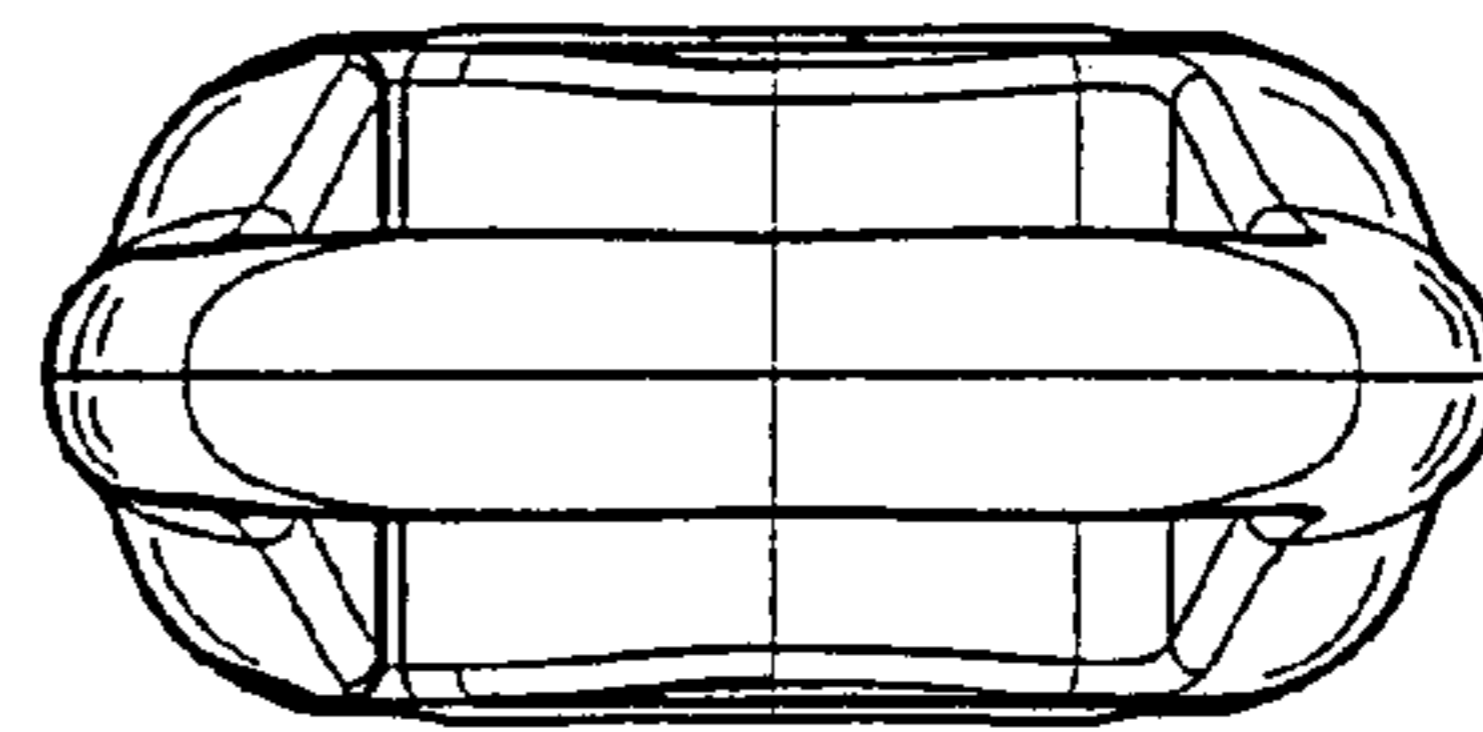


Fig. 4.

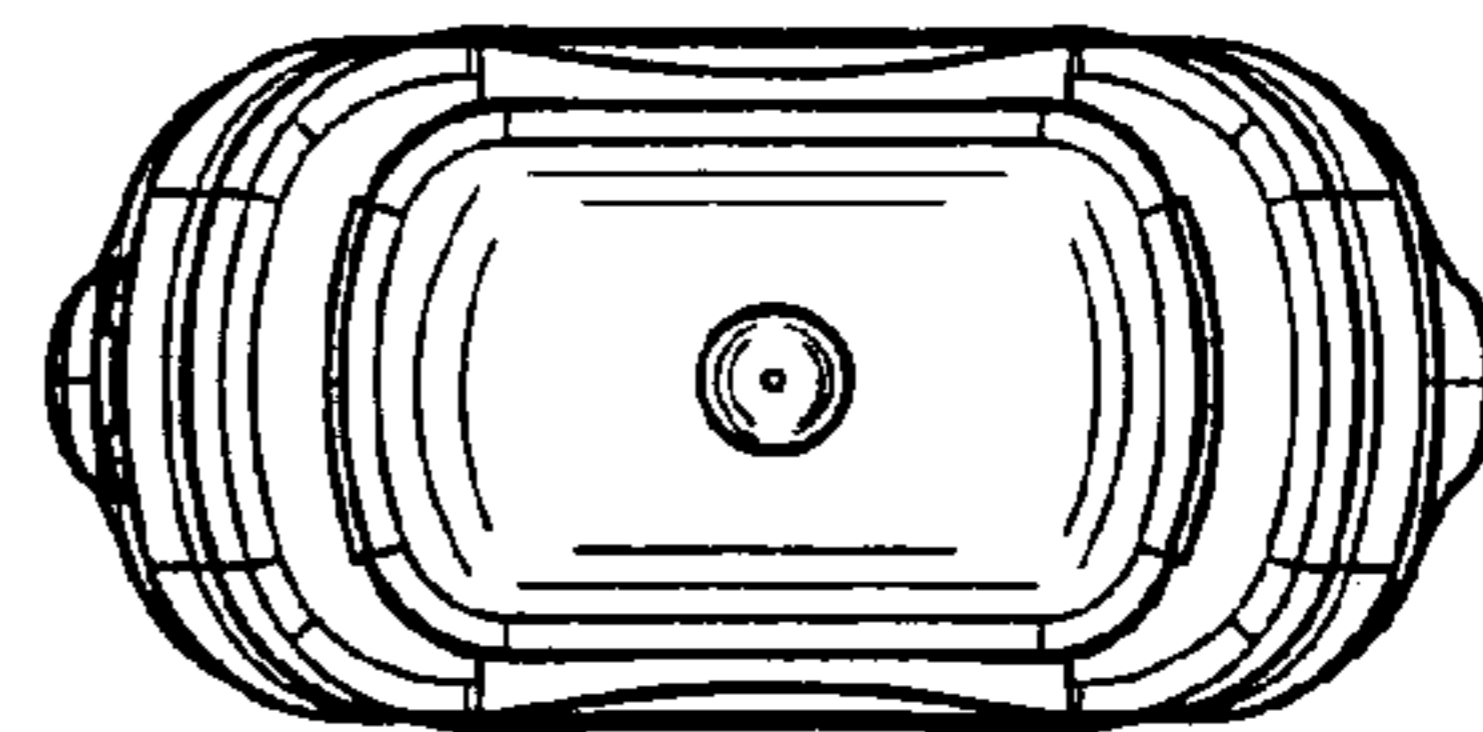


Fig. 5.

Fig. 6.

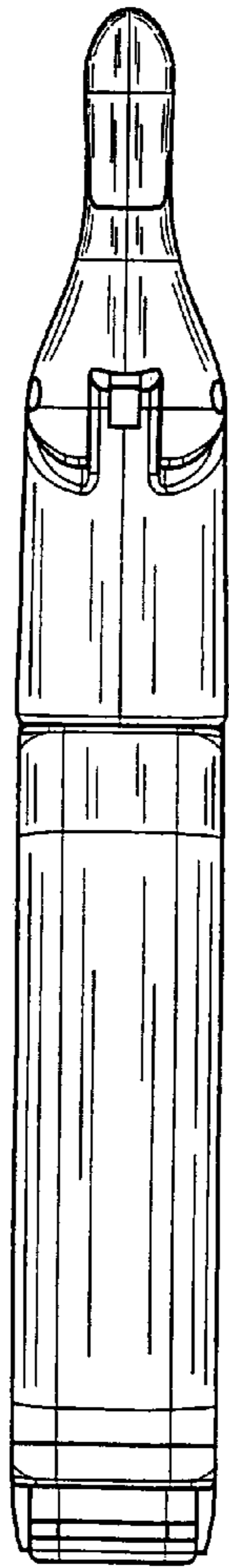


Fig. 7.

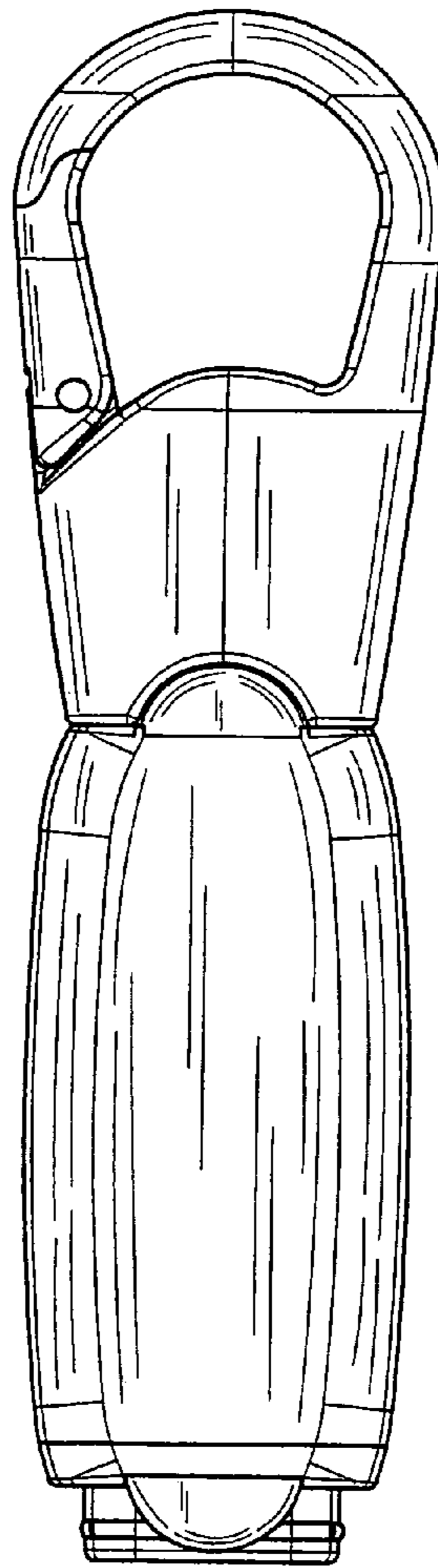


Fig. 8.

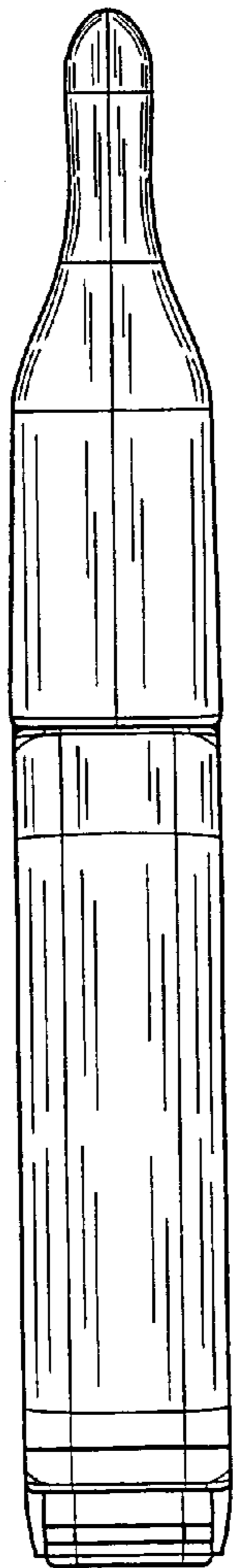
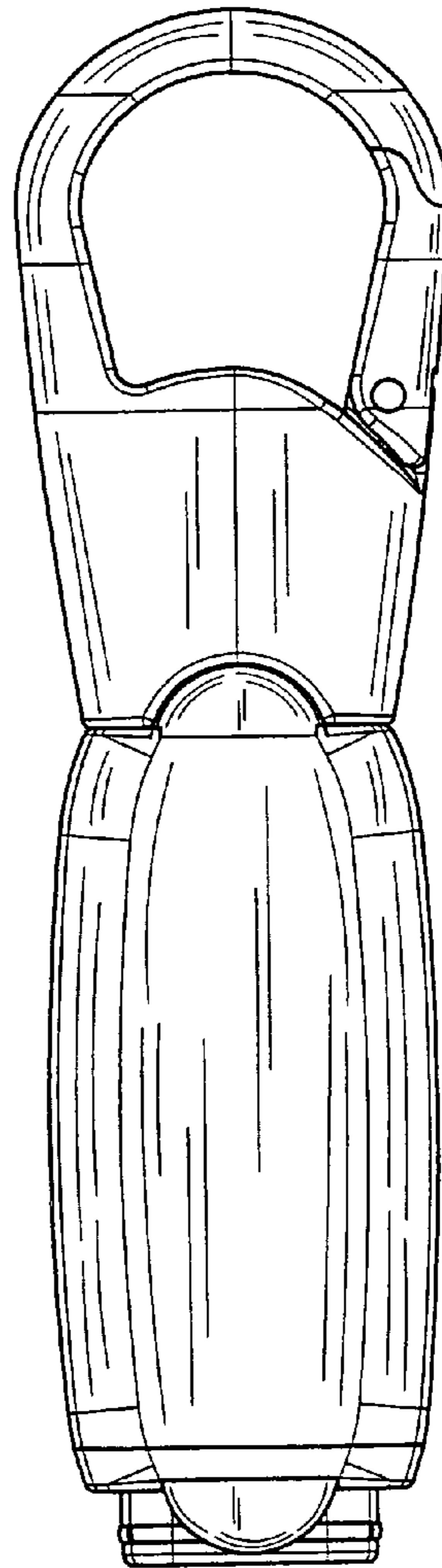


Fig. 9.



UNITED STATES PATENT AND TRADEMARK OFFICE
CERTIFICATE OF CORRECTION

PATENT NO. : Des. 546,879 S
APPLICATION NO. : 29/232861
DATED : July 17, 2007
INVENTOR(S) : Z. Qiu

Page 1 of 1

It is certified that error appears in the above-identified patent and that said Letters Patent is hereby corrected as shown below:

COLUMN

LINE

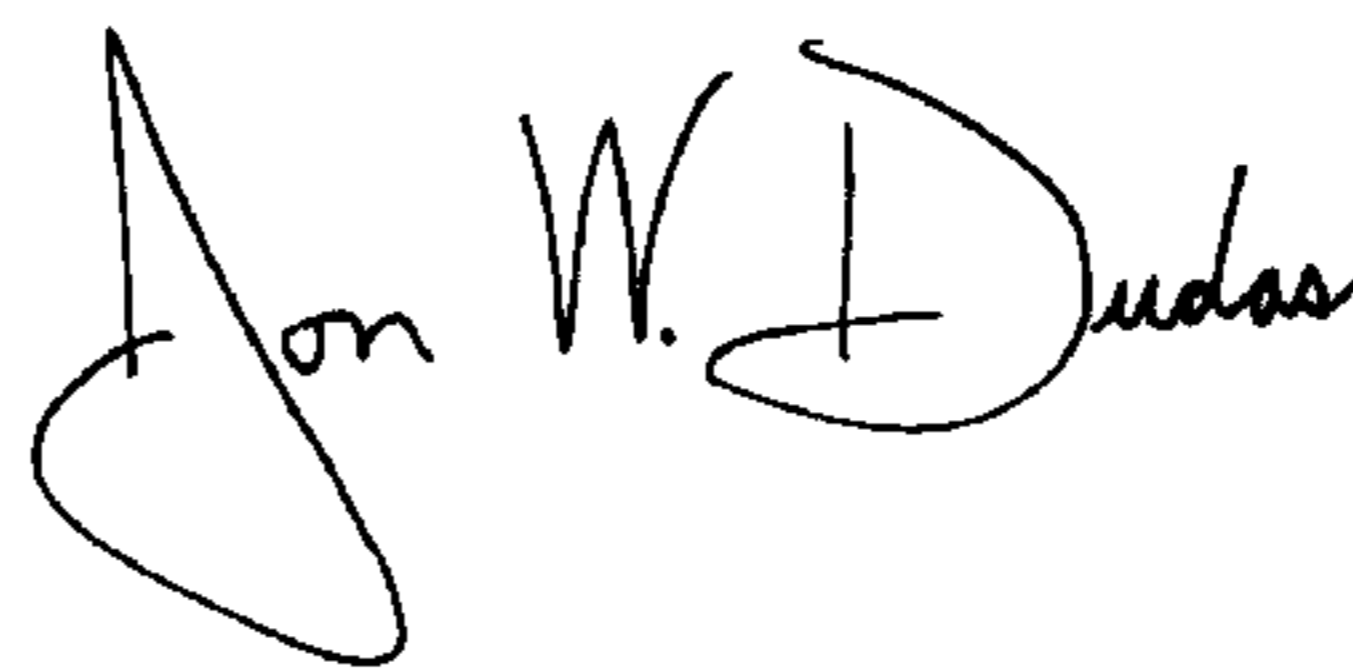
Title page,
item (30)
Pg. 1, col. 1

Foreign
Application
Priority
Data

“2005 3 0008649” should read --200530008649X--

Signed and Sealed this

First Day of April, 2008



JON W. DUDAS

Director of the United States Patent and Trademark Office