

US00D546838S

(12) **United States Design Patent**
Koizumi

(10) **Patent No.:** **US D546,838 S**

(45) **Date of Patent:** **** Jul. 17, 2007**

(54) **AUDIO PLAYER**

(75) Inventor: **Shiki Koizumi**, Tokyo (JP)

(73) Assignee: **Sony Corporation**, Tokyo (JP)

(**) Term: **14 Years**

(21) Appl. No.: **29/255,401**

(22) Filed: **Mar. 9, 2006**

(30) **Foreign Application Priority Data**

Dec. 27, 2005 (JP) D2005-038346

(51) **LOC (8) Cl.** **14-03**

(52) **U.S. Cl.** **D14/496; D14/156**

(58) **Field of Classification Search** D14/496,
D14/401, 435, 474, 483, 217, 137, 138, 160,
D14/168; 345/156, 169, 173-179, 905; 715/727-729,
715/864; 455/11.1, 7, 73, 344-347, 93, 95;
370/342-344; 369/1, 2, 6, 12; 463/43-47;
273/148 B

See application file for complete search history.

(56) **References Cited**

U.S. PATENT DOCUMENTS

- 5,349,575 A * 9/1994 Park 369/1
- 6,038,199 A * 3/2000 Pawlowski et al. 369/29.02
- D438,526 S * 3/2001 Katayama D14/156
- D441,735 S * 5/2001 Katayama D14/156
- D442,934 S * 5/2001 Volanski D14/156
- D452,226 S * 12/2001 Simpson et al. D14/167
- 6,529,714 B1 * 3/2003 Nakamura et al. 455/575.1
- D475,359 S 6/2003 Hirose
- D478,888 S * 8/2003 Ng D14/156

- 6,606,281 B2 * 8/2003 Cowgill et al. 369/11
- 6,671,567 B1 * 12/2003 Dwyer et al. 700/94
- 6,791,907 B2 * 9/2004 Berhan 369/7
- D513,617 S * 1/2006 Tierney D14/496
- D520,517 S * 5/2006 Lee D14/496

FOREIGN PATENT DOCUMENTS

JP 1210195 S 5/2004

* cited by examiner

Primary Examiner—Prabhakar Deshmukh

(74) *Attorney, Agent, or Firm*—Rader, Fishman & Grauer PLLC

(57) **CLAIM**

The ornamental design for an audio player, as shown and described.

DESCRIPTION

FIG. 1 is a perspective view of an audio player showing my new design;

FIG. 2 is a front elevational view thereof;

FIG. 3 is a rear elevational view thereof;

FIG. 4 is a left side elevational view thereof;

FIG. 5 is a right side elevational view thereof;

FIG. 6 is a top plan view thereof; and,

FIG. 7 is a bottom plan view thereof.

Portions of FIGS. 1-7 that are shown as broken lines are for illustrative purpose only and form no part of the claimed design.

1 Claim, 7 Drawing Sheets

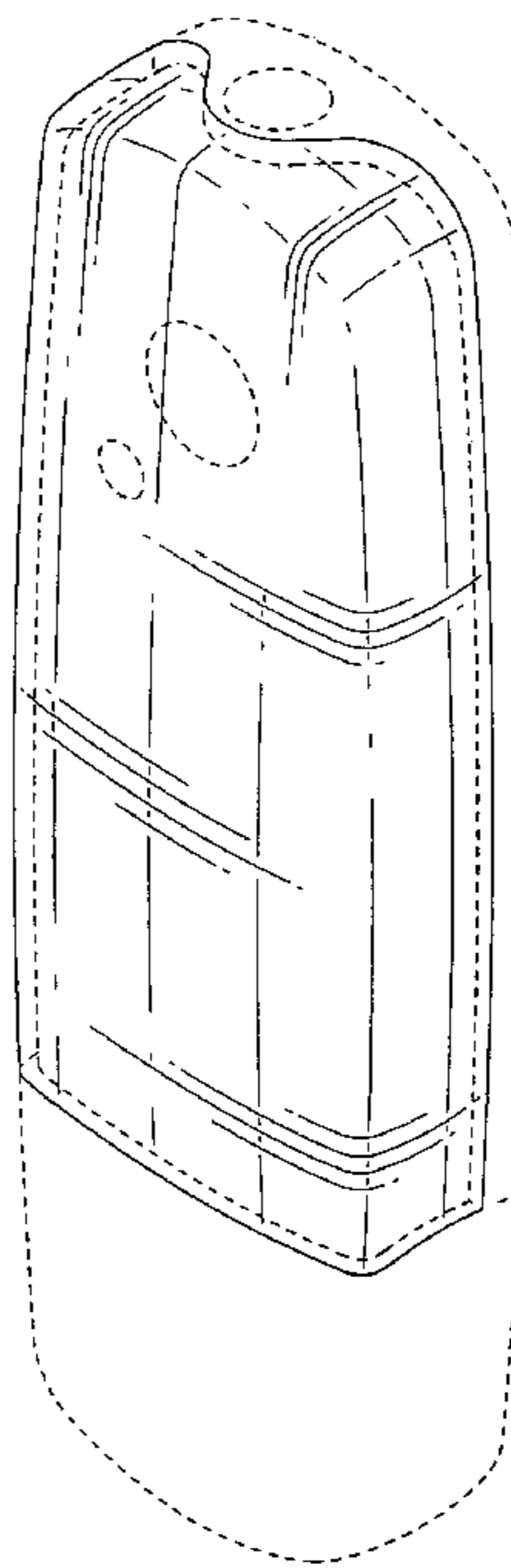


Fig. 1

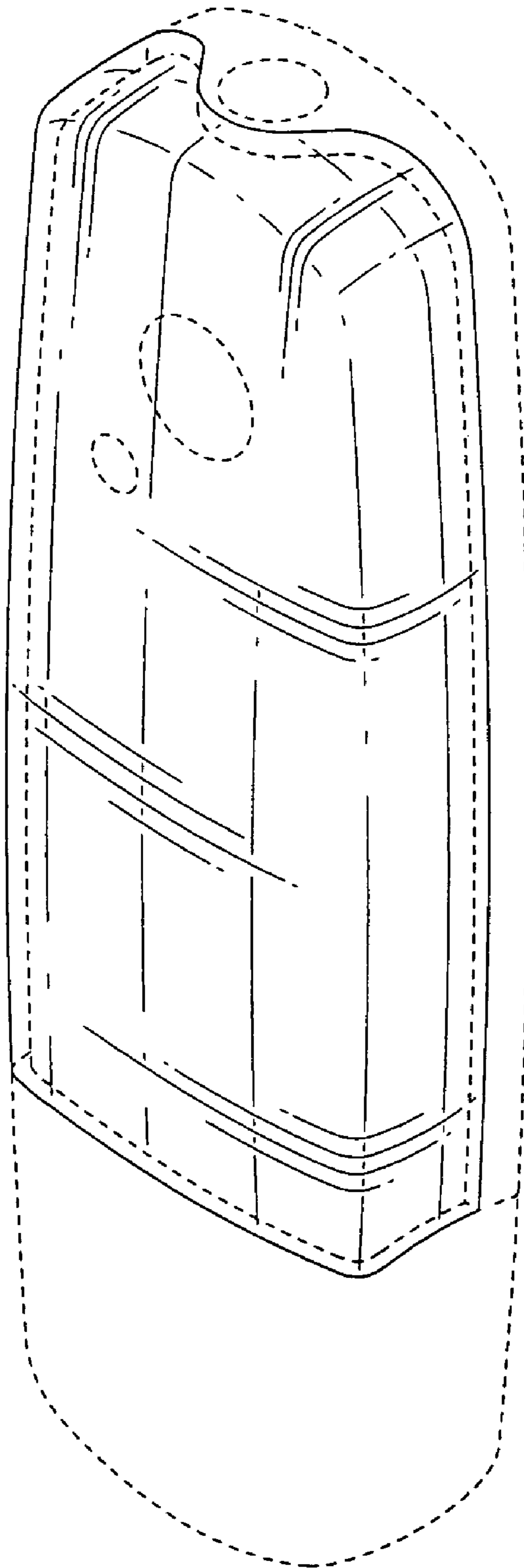


Fig.2

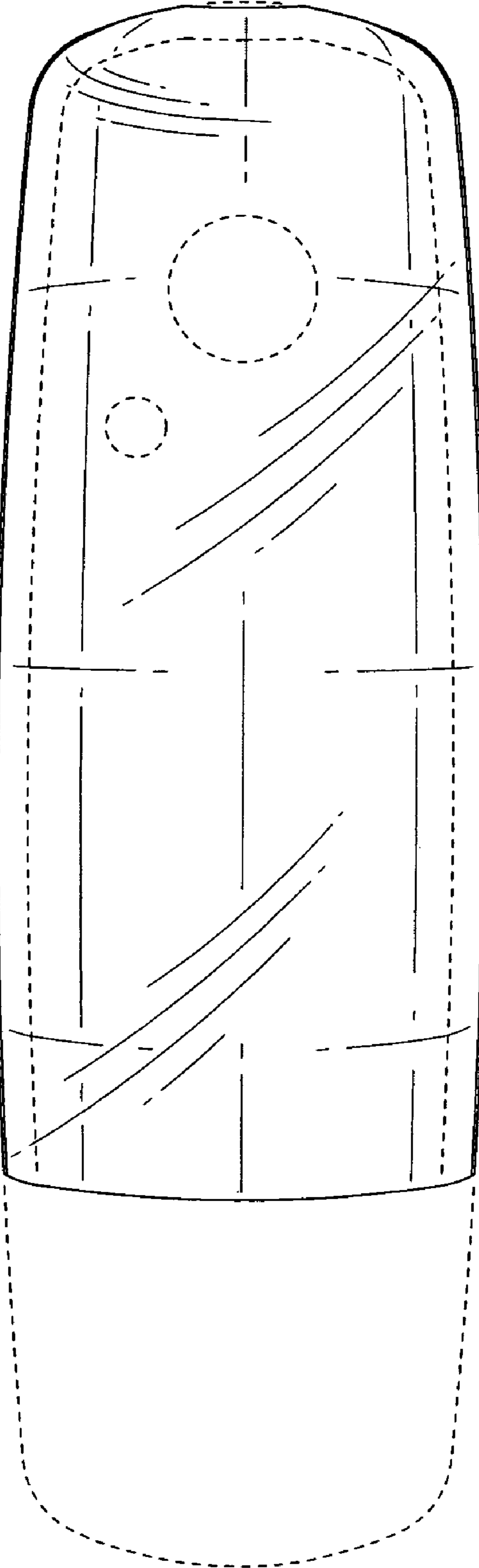


Fig.3




Fig.4

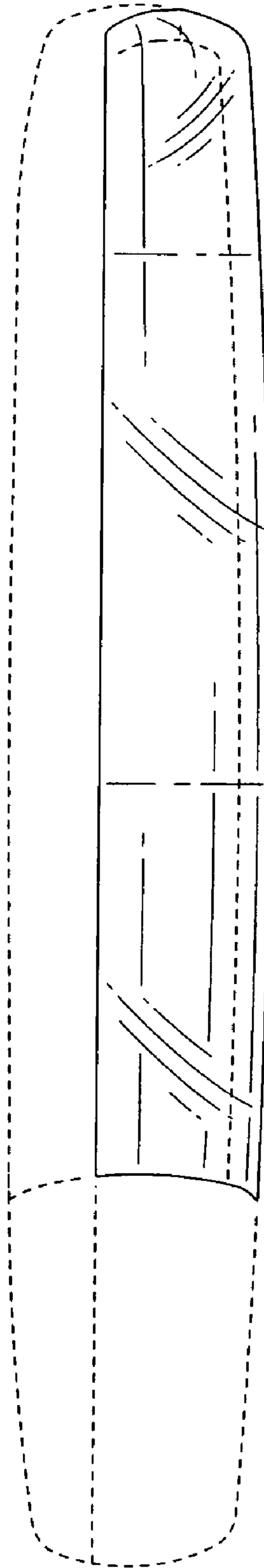


Fig.5

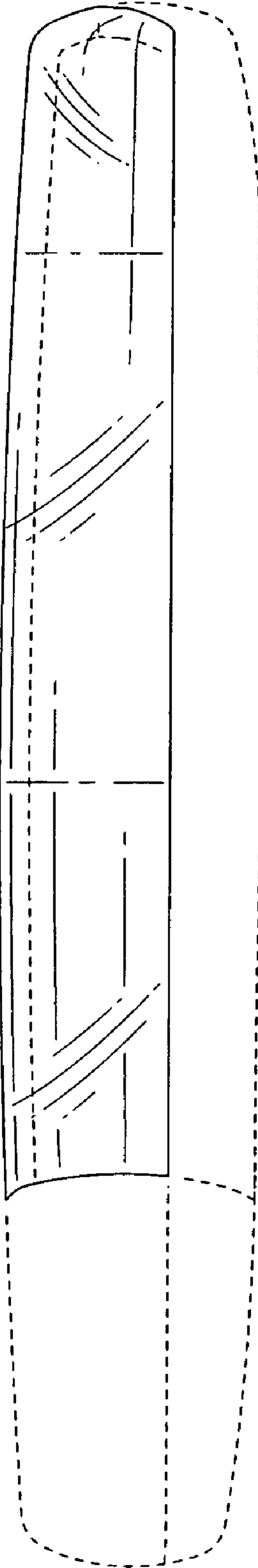


Fig. 6

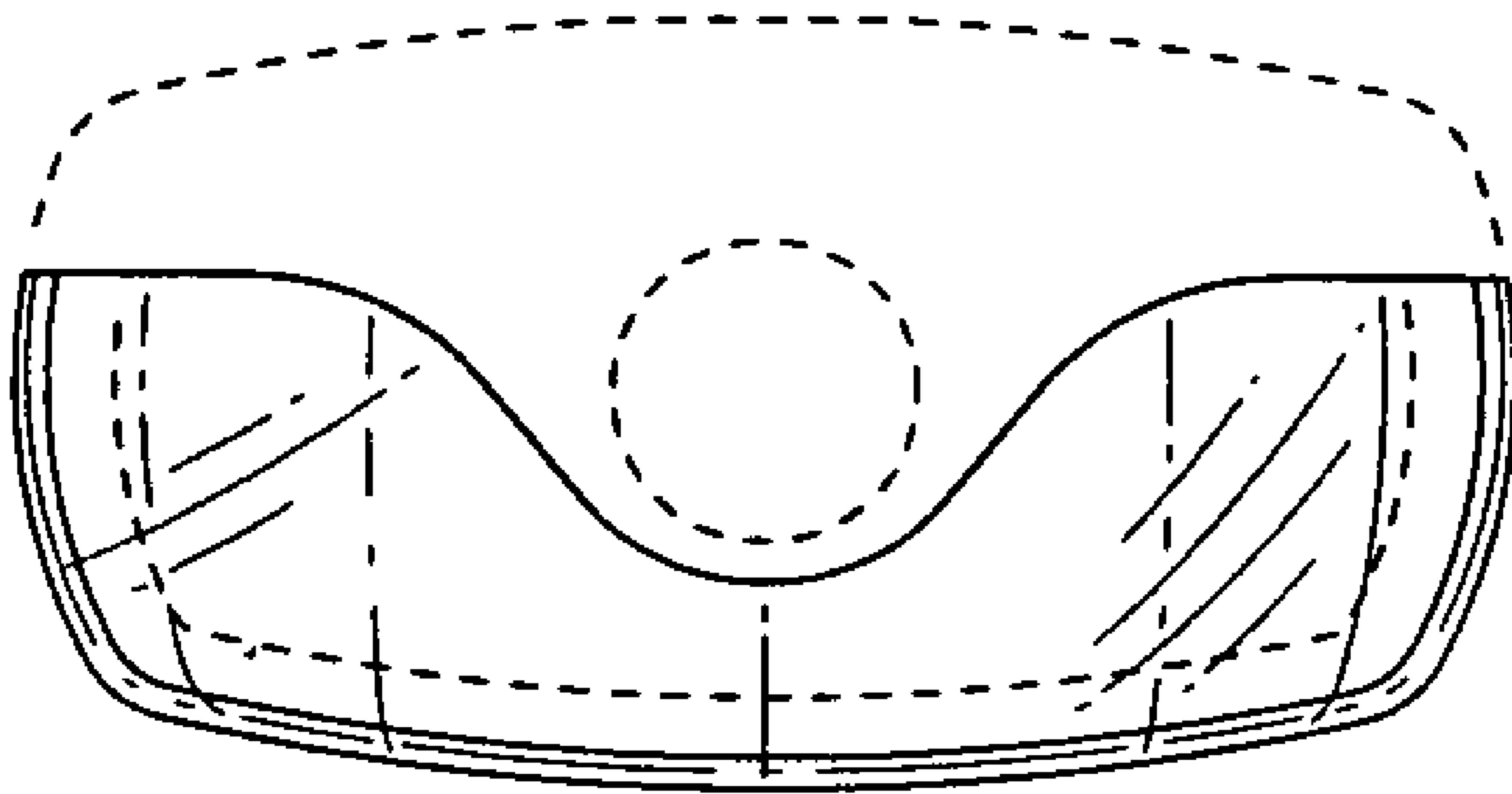


Fig. 7

