

US00D546832S

(12) **United States Design Patent**
Fisher et al.

(10) **Patent No.:** **US D546,832 S**
(45) **Date of Patent:** **** Jul. 17, 2007**

(54) **PORTION OF A KEYBOARD**

(75) Inventors: **Steven W. Fisher**, Kirkland, WA (US);
Oliver F. Grabes, Haan (DE);
Ferdinand Johannes van Engelen,
Bothell, WA (US); **Kam Young**,
London (GB); **Robert B. Hubler**,
Woodinville, WA (US); **Adam M.**
O'Hern, Cockeysville, MD (US); **Tim**
Hulford, Seattle, WA (US); **Vincent**
Ball, Kirkland, WA (US)

(73) Assignee: **Microsoft Corporation**, Redmond, WA
(US)

(**) Term: **14 Years**

(21) Appl. No.: **29/248,624**

(22) Filed: **Aug. 24, 2006**

(51) **LOC (8) Cl.** **14-02**

(52) **U.S. Cl.** **D14/455**

(58) **Field of Classification Search** D14/137-8,
D14/140, 148, 150, 218, 244.247, 320, 331,
D14/333, 338, 341, 346-7, 383, 388, 390-9,
D14/406, 429, 432, 454-457, 460; D13/168;
D18/1, 2, 12.2, 52; 178/17 A, 17 C; 235/145 A,
235/145 R, 146; 341/22, 23, 28; 345/168-9,
345/171; 400/109-111, 485-9, 472, 496;
455/186.2, 556.2, 575.1

See application file for complete search history.

(56) **References Cited**

U.S. PATENT DOCUMENTS

D338,011 S * 8/1993 Carter et al. D14/218

D354,751 S * 1/1995 Hersh et al. D14/218
D417,657 S * 12/1999 Matsumoto D14/343
D427,090 S * 6/2000 Washburn et al. D10/78
D487,065 S * 2/2004 Murray D13/168
D511,516 S * 11/2005 Ohta D14/398
D523,012 S * 6/2006 O'Neil et al. D14/396
D523,433 S * 6/2006 O'Neil et al. D14/396
D523,823 S * 6/2006 McLellan et al. D13/164
D528,512 S * 9/2006 Li D13/168
2006/0279546 A1 * 12/2006 Karmazyn 345/168
2007/0008289 A1 * 1/2007 Franks et al. 345/168

* cited by examiner

Primary Examiner—Alan P. Douglas

Assistant Examiner—Angela J. Lee

(74) *Attorney, Agent, or Firm*—Banner & Witcoff, Ltd.

(57) **CLAIM**

The ornamental design for a portion of a keyboard, as shown and described.

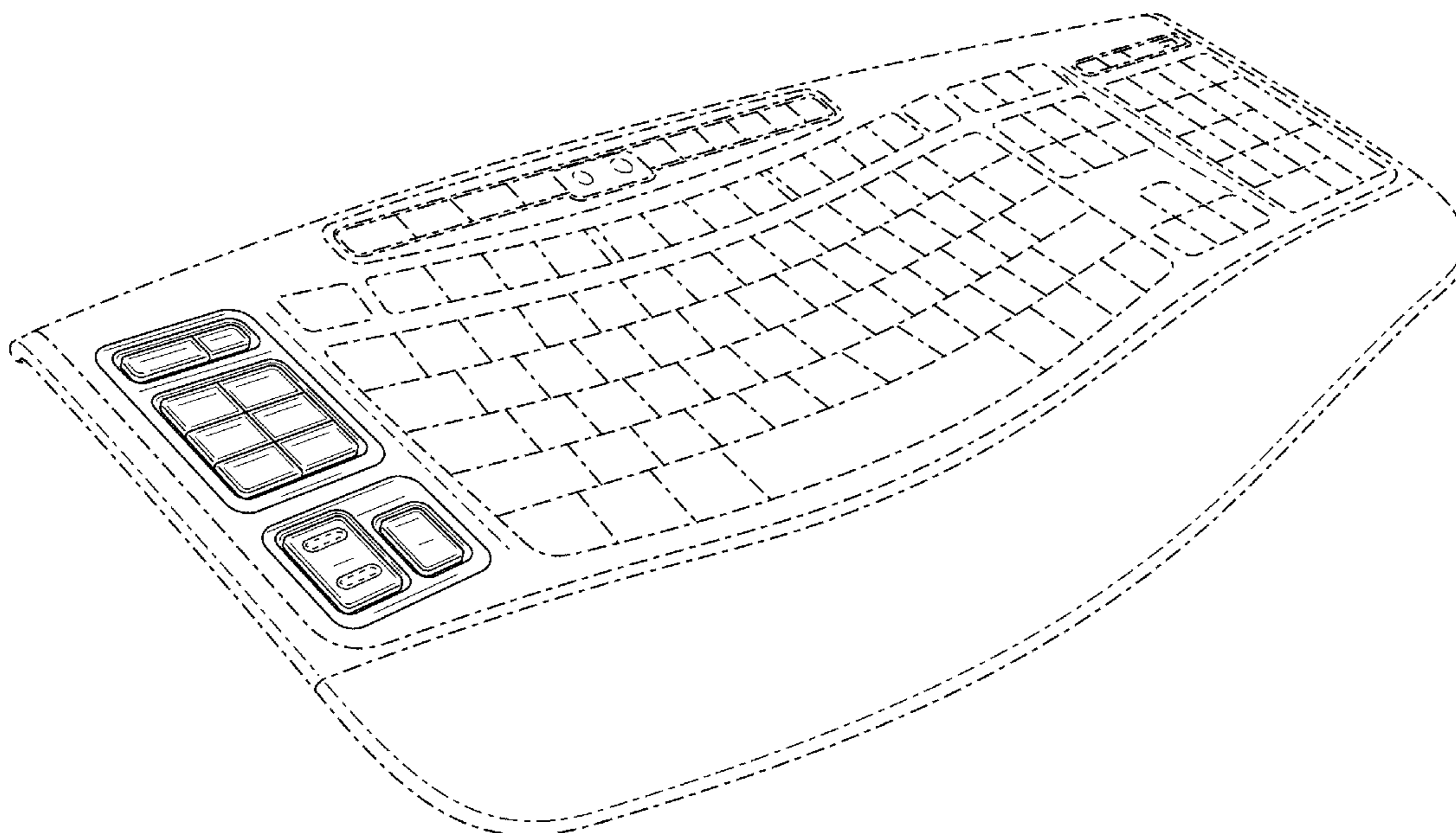
DESCRIPTION

FIG. 1 is a perspective view of a keyboard showing our new design; and,

FIG. 2 is a top view thereof.

The broken line showing of the remainder of the keyboard is for illustrative purposes only and forms no part of the claimed design.

1 Claim, 2 Drawing Sheets



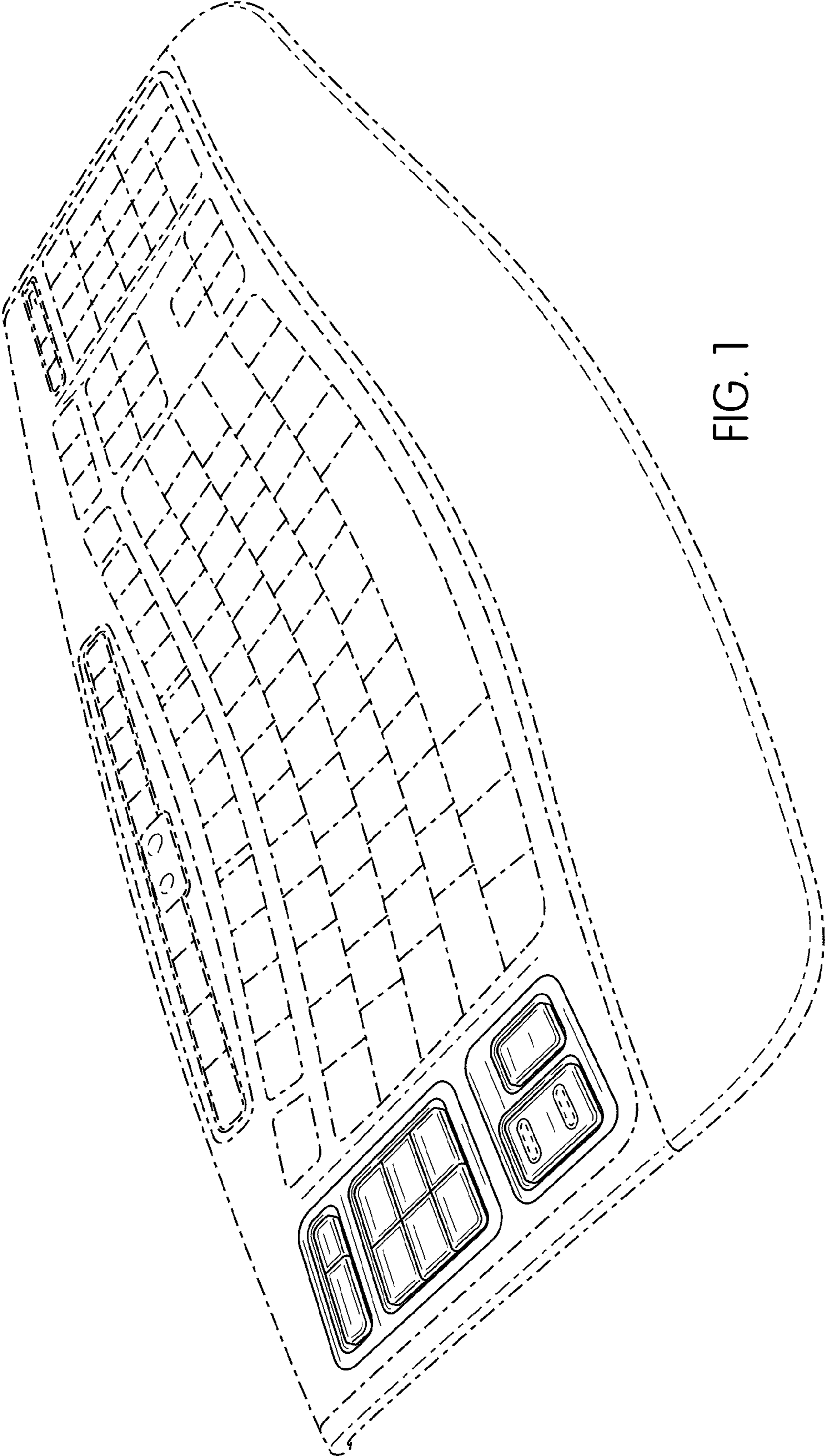


FIG. 1

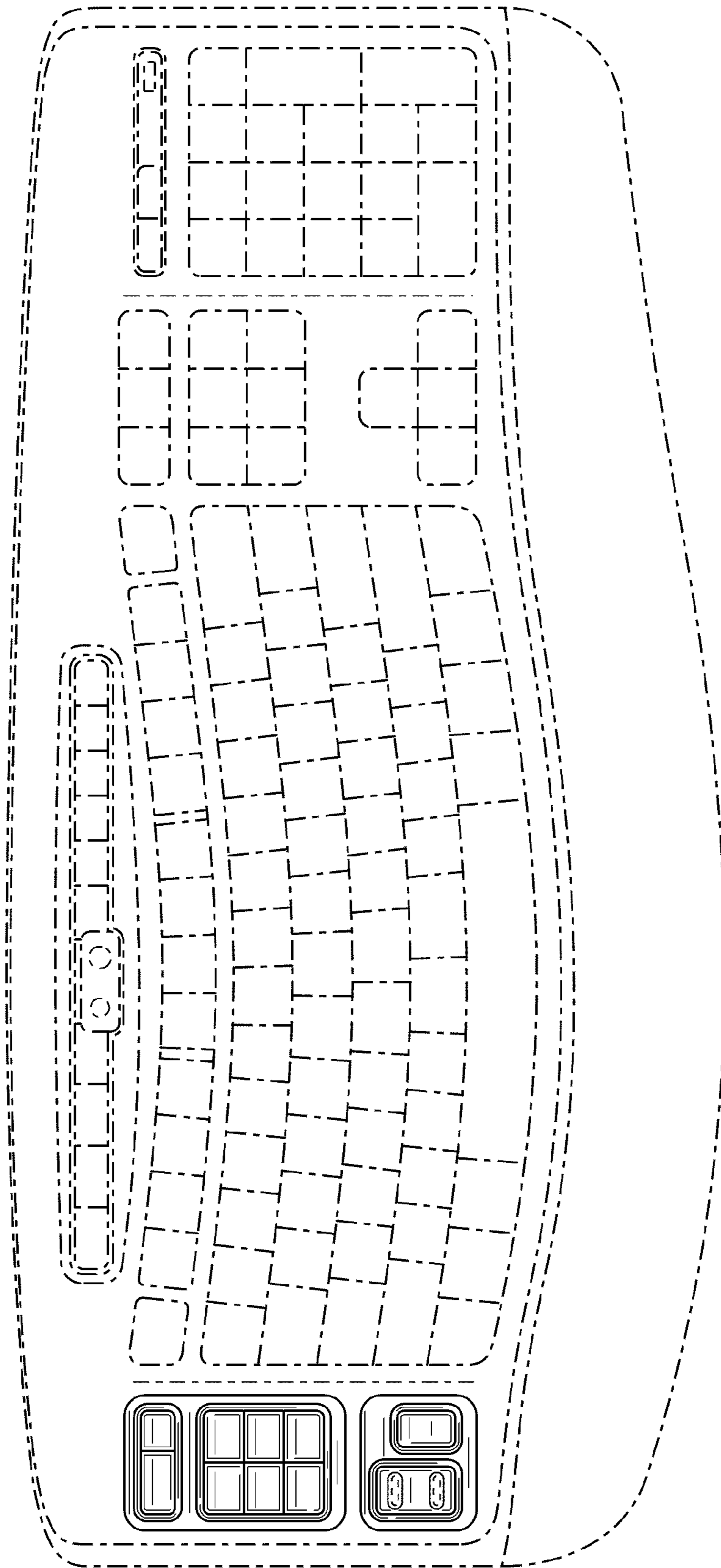


FIG. 2