

US00D546779S

(12) **United States Design Patent** (10) **Patent No.:** **US D546,779 S**
Mierta et al. (45) **Date of Patent:** **** Jul. 17, 2007**

(54) **SHADE CONTROL KEYPAD**

(75) Inventors: **Justin Mierta**, Emmaus, PA (US);
Elliot Jacoby, Glenside, PA (US);
Stacey Shetter, Bethlehem, PA (US);
Larry Carmen, Bath, PA (US)

(73) Assignee: **Lutron Electronics Co., Inc.**

(**) Term: **14 Years**

(21) Appl. No.: **29/271,820**

(22) Filed: **Jan. 25, 2007**

Related U.S. Application Data

(62) Division of application No. 29/222,051, filed on Jan. 24, 2005.

(51) **LOC (8) Cl.** **13-03**
(52) **U.S. Cl.** **D13/164**
(58) **Field of Classification Search** D13/162,
D13/164, 169, 170, 171; D8/353; 200/5 A,
200/293, 296, 297, 329, 333, 335, 339, 341,
200/520, 530, 537, 552, 241; 307/125, 139;
315/291-296

See application file for complete search history.

(56) **References Cited**

U.S. PATENT DOCUMENTS

D350,531 S	9/1994	Tsuji	D13/164
D412,491 S	8/1999	Mayo et al.	D13/164
D421,246 S	2/2000	Mayo et al.	D13/162
6,100,659 A	8/2000	Will et al.	318/466
6,120,262 A	9/2000	McDonough et al.	417/424.1
D436,930 S	1/2001	Butler	D13/162
D437,834 S	2/2001	Mayo et al.	D13/162
D441,723 S	5/2001	Mayo et al.	D13/162
D442,558 S	5/2001	Mayo et al.	D13/162
D465,770 S	11/2002	Bennett et al.	D13/164

D466,090 S	11/2002	Bennett et al.	D13/164
D475,024 S	5/2003	Bennett et al.	D13/164
D475,025 S	5/2003	Bennett et al.	D13/164
D516,041 S	2/2006	Hobart et al.	D13/164

OTHER PUBLICATIONS

“seeTouch™ Ordering Guide”, by Lutron Electronics Co., Inc. of Coopersburg, PA, 4 pages, 2002.

“Commercial systems technical guide”, by Lutron Electronics Co., Inc. of Coopersburg, PA, 9 pages including pages numbered 42-45 and 49-51, Apr. 2003.

Product Literature for “Nova T-Star Shade/Drape/Screen Control Stations”, by Lutron Electronics Co., Inc. of Coopersburg, PA, 3 pages, Mar. 1998.

“Electronic Control Catalog” by Somfy Systems, Inc., 3 pages including pages numbered 12 and 22, Mar. 2002.

Primary Examiner—Selina Sikder

(74) *Attorney, Agent, or Firm*—Drinker, Biddle & Reath, LLP

(57) **CLAIM**

The ornamental design for a shade control keypad, as shown and described.

DESCRIPTION

FIG. 1 is a perspective view of a shade control keypad showing our design.

FIG. 2 is a front view thereof.

FIG. 3 is a left side view thereof.

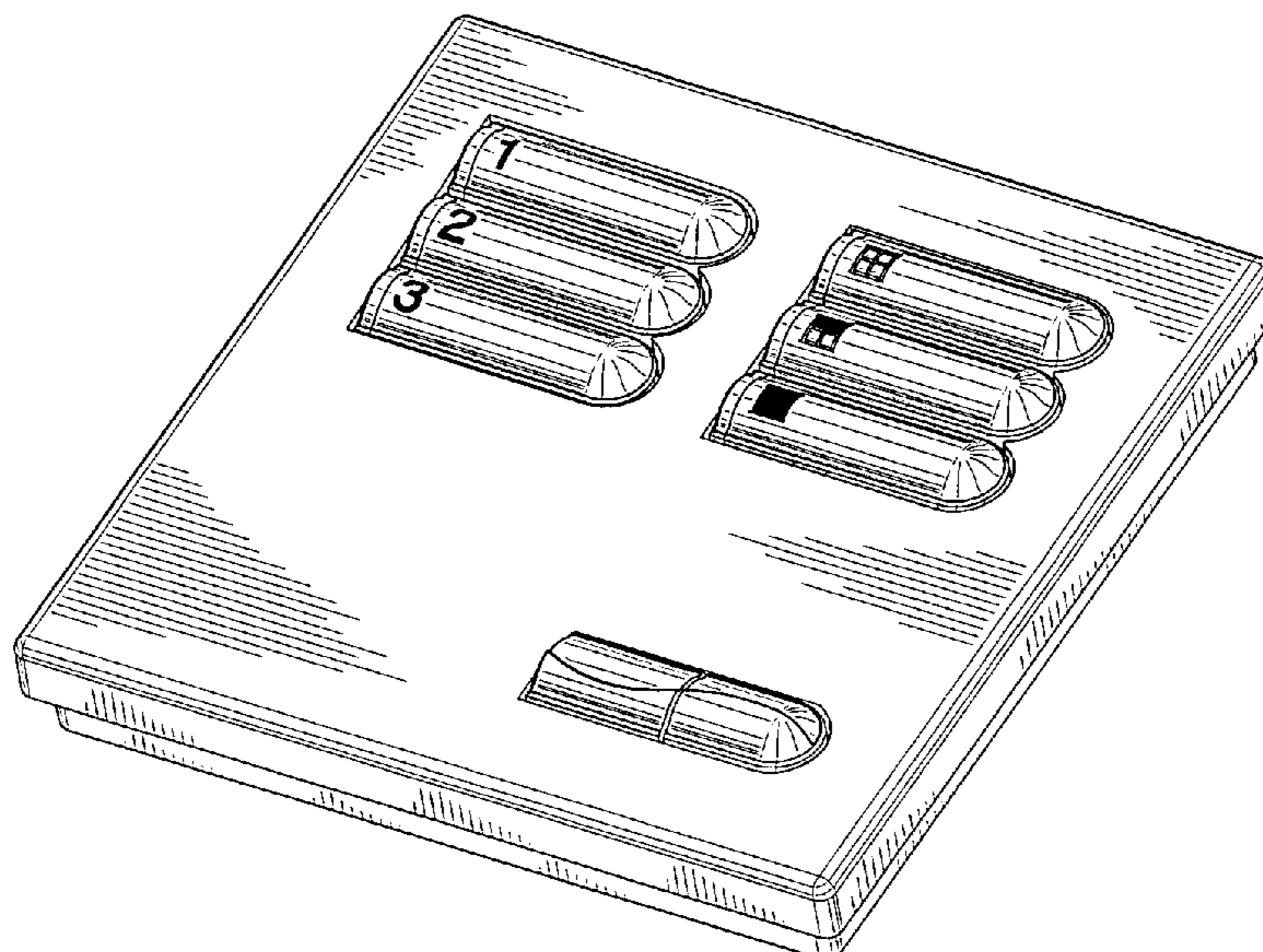
FIG. 4 is a right side view thereof.

FIG. 5 is a top view thereof; and,

FIG. 6 is a bottom view thereof.

The rear view forms no part of the design and is omitted. The portions of the drawings appearing in broken line are for environment only and do not form a part of the design.

1 Claim, 4 Drawing Sheets



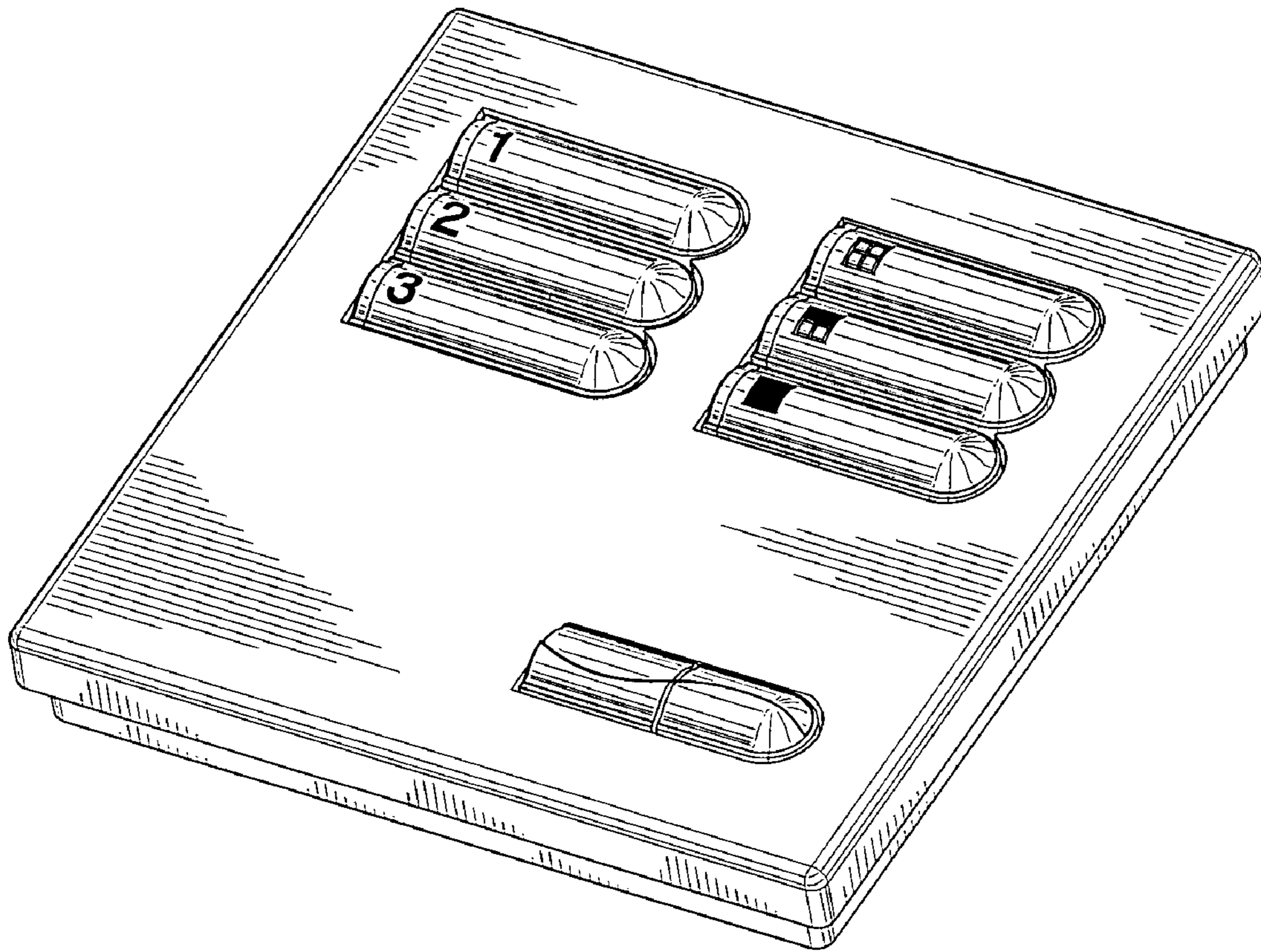


FIG. 1

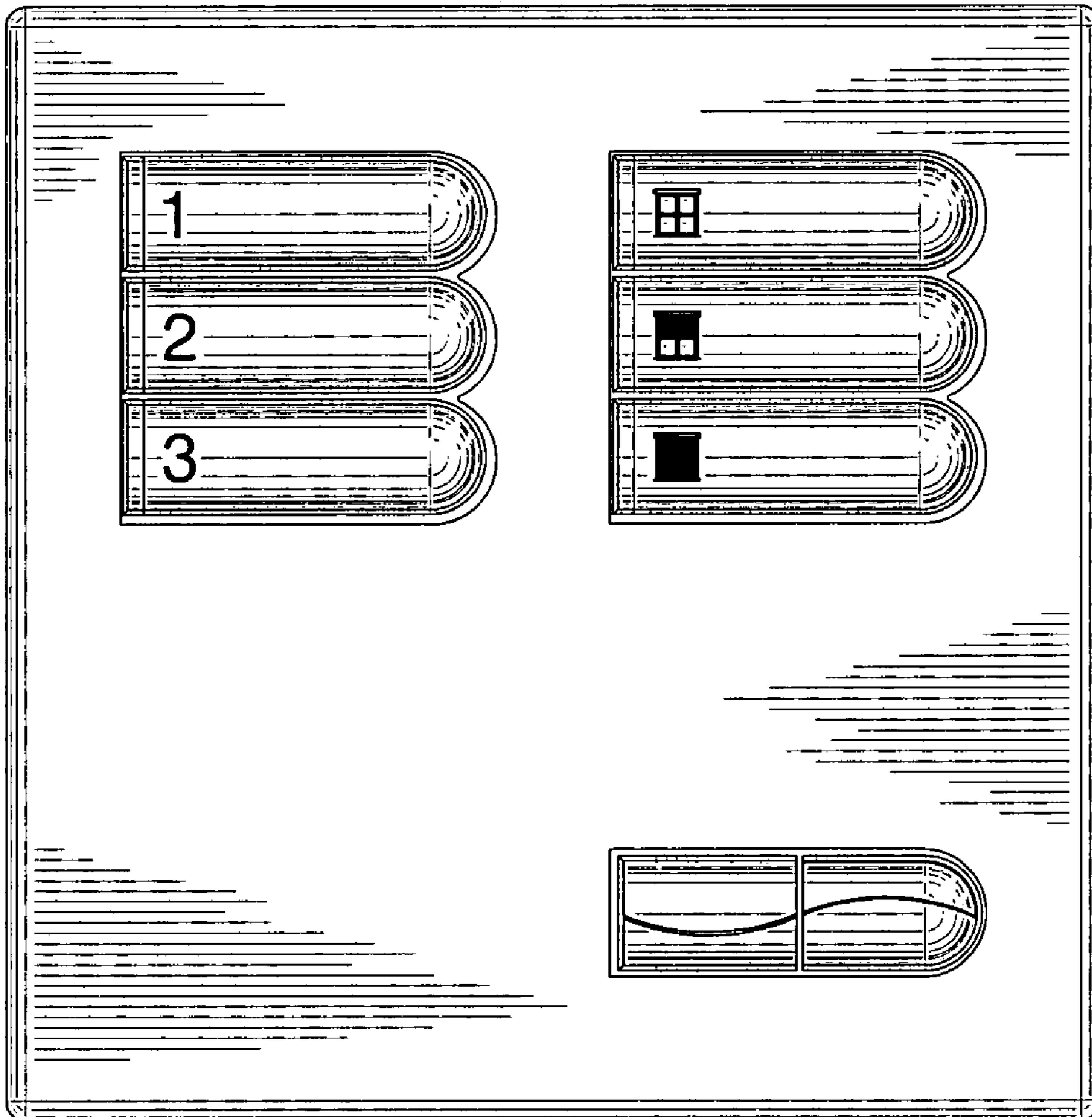


FIG. 2

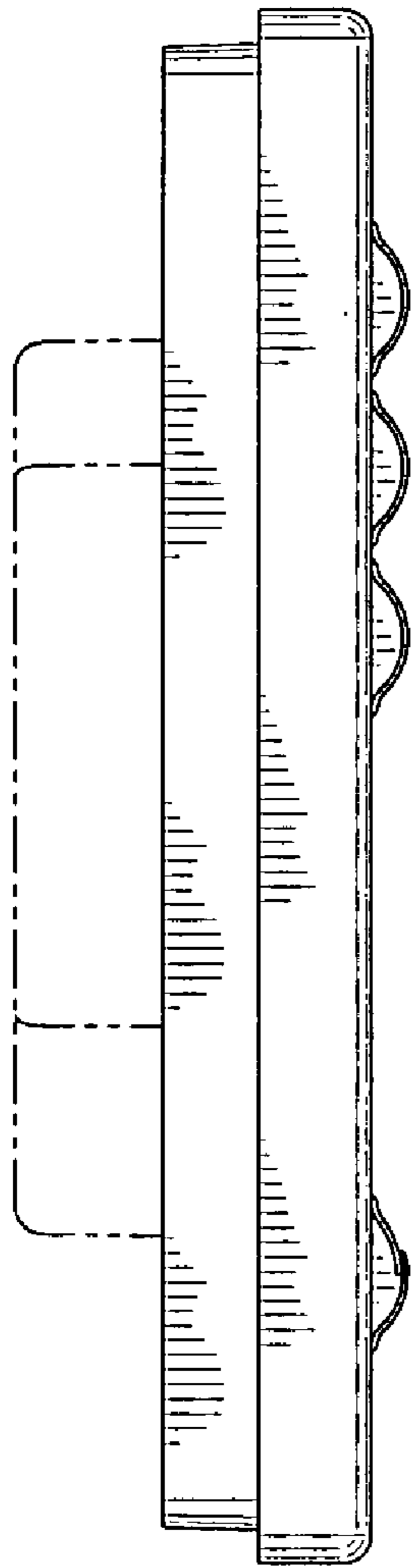


FIG. 3

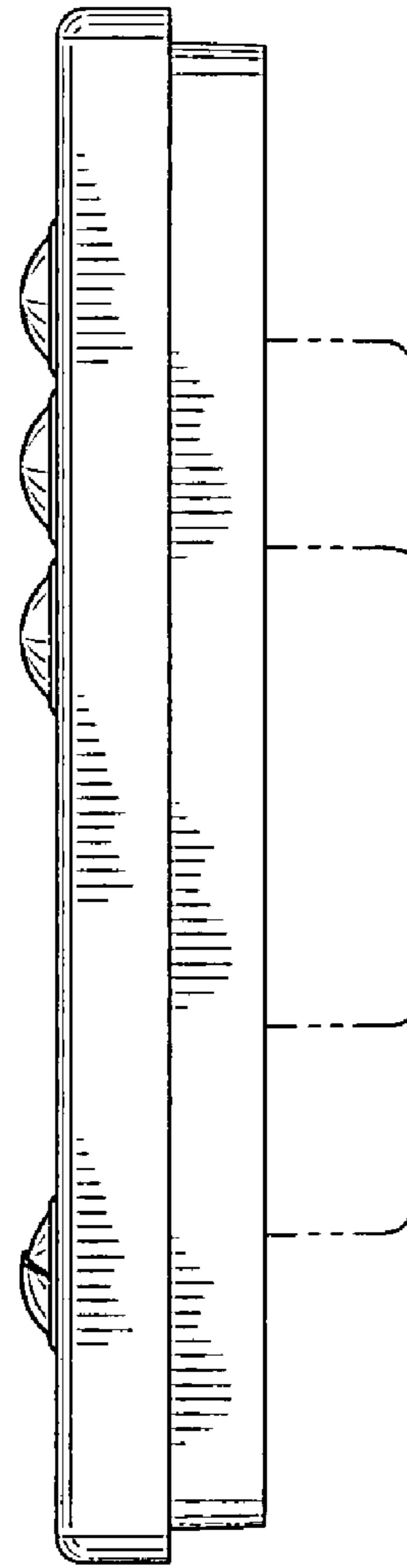


FIG. 4

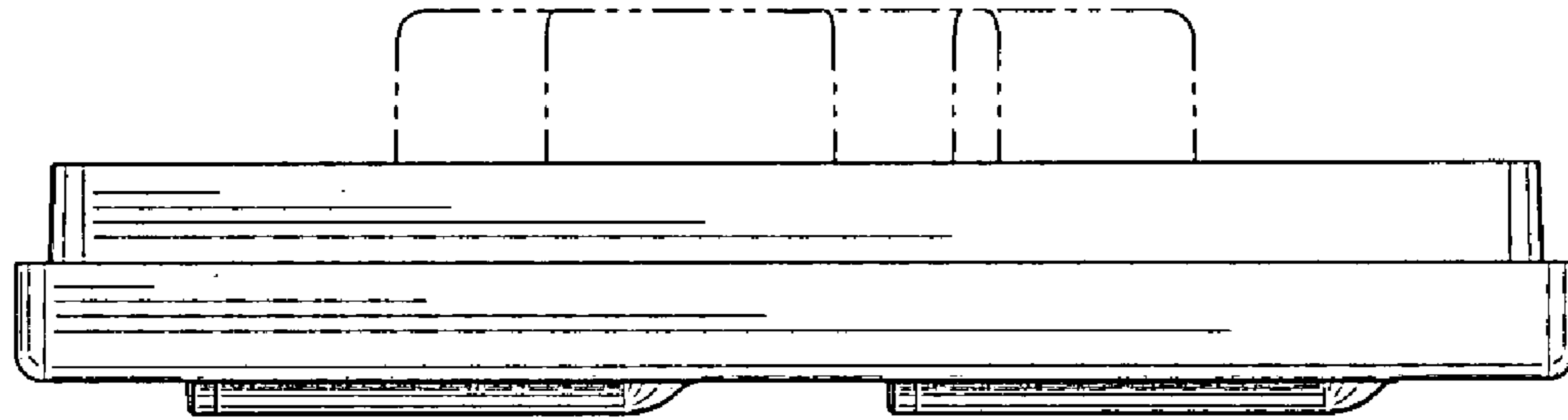


FIG. 5

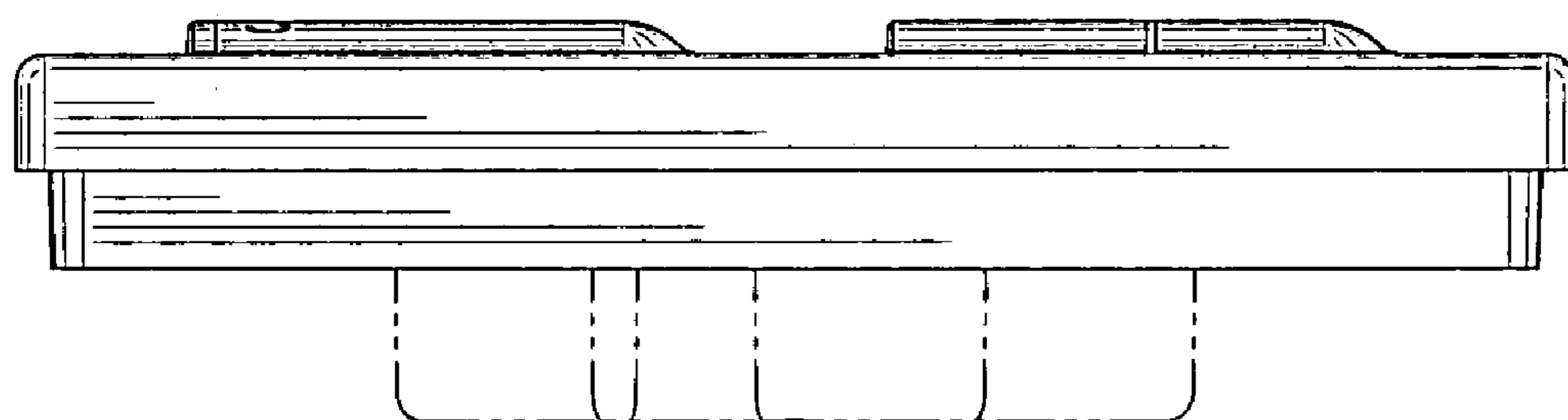


FIG. 6