



US00D546756S

(12) **United States Design Patent**
Marquez

(10) **Patent No.:** **US D546,756 S**

(45) **Date of Patent:** **** Jul. 17, 2007**

(54) **TRUCK BED RAIL**

(76) Inventor: **Juan Marquez**, 12423 South St.,
Cerritos, CA (US) 90703

(**) Term: **14 Years**

(21) Appl. No.: **29/216,233**

(22) Filed: **Oct. 30, 2004**

(51) **LOC (8) Cl.** **12-16**

(52) **U.S. Cl.** **D12/414**

(58) **Field of Classification Search** D12/406,
D12/412, 414, 414.1; D25/38, 43; 224/309-310;
248/499, 503; 296/3, 36, 40, 32; 410/101-106;
D26/120, 25, 28, 35, 97

See application file for complete search history.

(56) **References Cited**

U.S. PATENT DOCUMENTS

4,954,031	A *	9/1990	Geeck, III	410/110
D332,146	S *	12/1992	Schreib	D25/38
5,431,472	A *	7/1995	Coffland	296/3
D382,533	S *	8/1997	Okland	D12/414
5,904,458	A *	5/1999	Bundy	410/106
5,967,719	A *	10/1999	Davenport	410/106
6,247,881	B1 *	6/2001	Shuen	410/106
6,312,202	B1 *	11/2001	Benedict	410/116
D476,220	S *	6/2003	McCoy et al.	D8/376
6,598,922	B2 *	7/2003	Morse et al.	296/26.02
D497,589	S *	10/2004	Elwell et al.	D12/414

6,953,312 B1 * 10/2005 Wheatley 410/106
2004/0240958 A1 * 12/2004 Yang 410/106

* cited by examiner

Primary Examiner—Robert M Spear

Assistant Examiner—Katrina A. Kile

(74) *Attorney, Agent, or Firm*—Myers Dawes Andras &
Sherman LLP; Joseph C. Andras

(57) **CLAIM**

The ornamental design for a truck bed rail, as shown and described.

DESCRIPTION

FIG. 1 is a first side view of the truck bed rail as mounted on a truck;

FIG. 2 is a perspective view of the truck bed rail showing the first side thereof as visible in FIG. 1;

FIG. 3 is a top view of the truck bed rail;

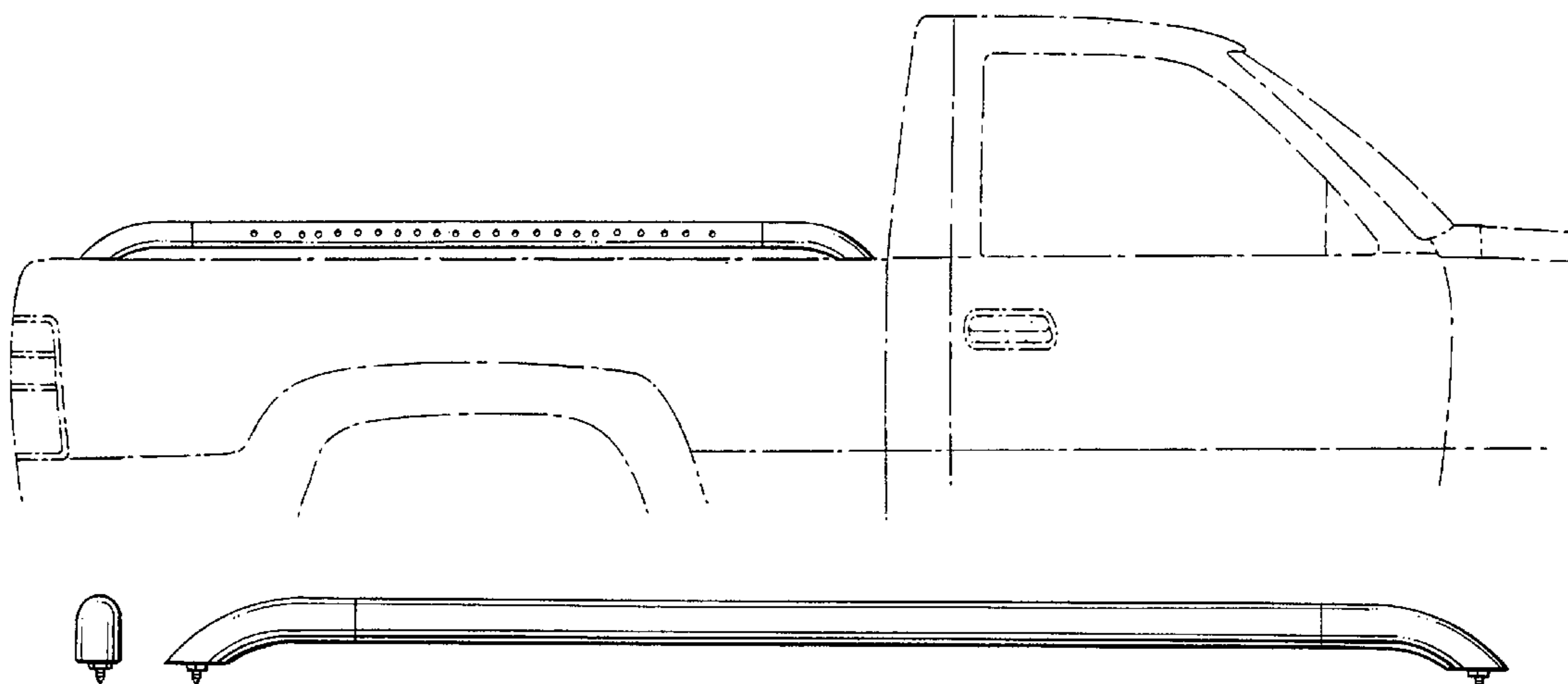
FIG. 4 is an end view of the truck bed rail;

FIG. 5 is a second side view of the truck bed rail as viewed from the opposite side of FIGS. 1 and 2; and,

FIG. 6 is a bottom plan view of the truck bed rail.

The truck bed rail includes a plurality of apertures that transmit light from an internal light source. The light source forms no part of the claim.

1 Claim, 2 Drawing Sheets



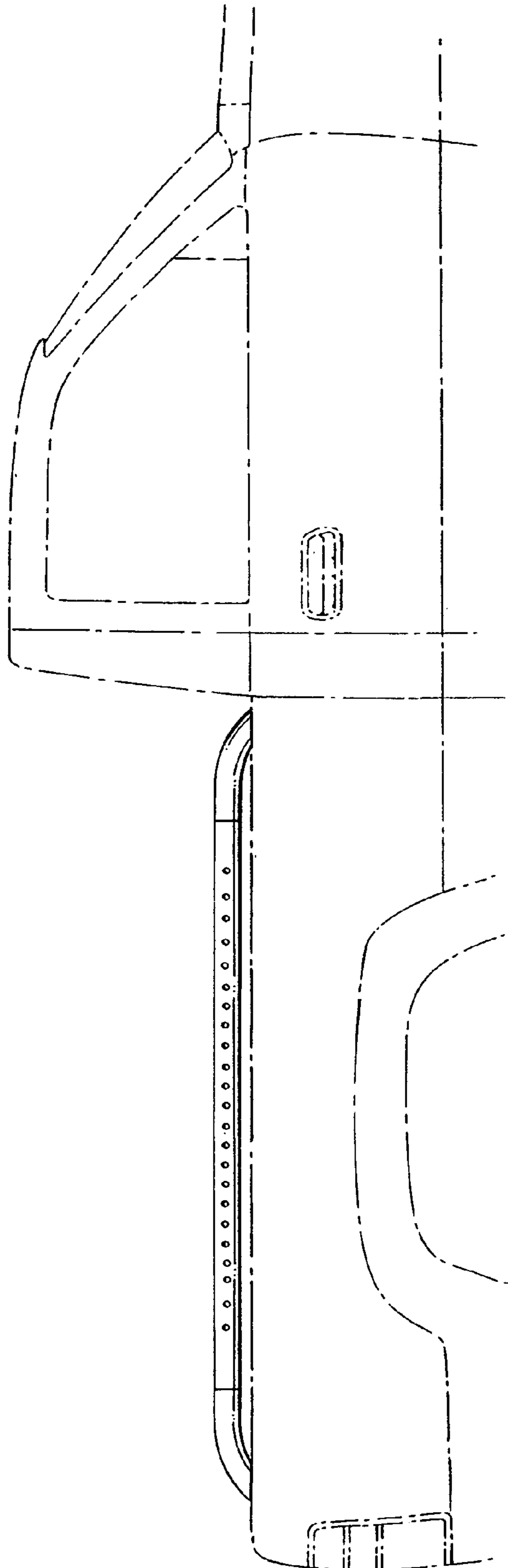


FIG. 1

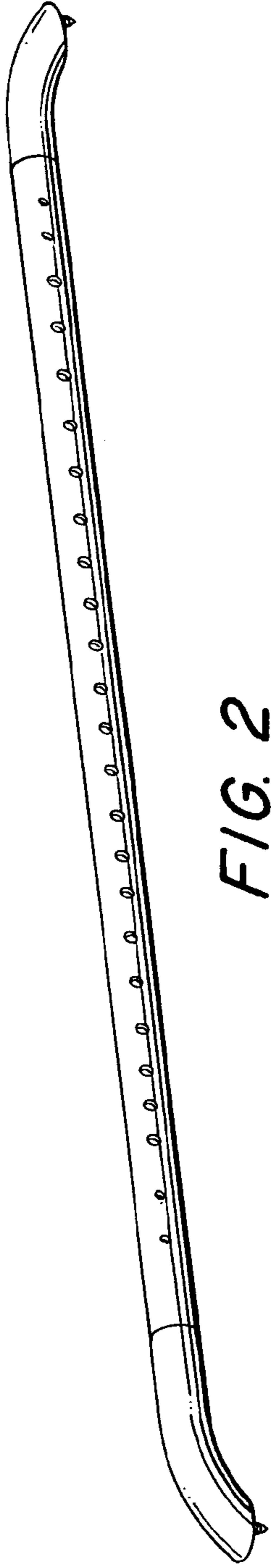


FIG. 2



FIG. 3



FIG. 4

FIG. 5



FIG. 6