

US00D546753S

(12) **United States Design Patent** (10) **Patent No.:** **US D546,753 S**
Schultz (45) **Date of Patent:** **** Jul. 17, 2007**

(54) **BRACKET**

(76) Inventor: **James Schultz**, 211 Sandy Point La.,
Lake Zurich, IL (US) 60047

(**) Term: **14 Years**

(21) Appl. No.: **29/209,529**

(22) Filed: **Dec. 8, 2003**

Related U.S. Application Data

(62) Division of application No. 29/182,104, filed on May 20,
2003, now Pat. No. Des. 488,425.

(51) **LOC (8) Cl.** **12-06**

(52) **U.S. Cl.** **D12/317**

(58) **Field of Classification Search** D12/300-318;
114/271, 55.5, 55.54, 55.57; 248/485, 476,
248/477, 487; D8/380

See application file for complete search history.

(56) **References Cited**

U.S. PATENT DOCUMENTS

3,833,198 A 9/1974 Holzman
D449,775 S 10/2001 Ervolina
D465,191 S 11/2002 Bucaccio et al.

Primary Examiner—Lisa Lichtenstein

(74) *Attorney, Agent, or Firm*—Fitch, Even, Tabin &
Flannery

(57) **CLAIM**

The ornamental design for a bracket, as shown and
described.

DESCRIPTION

FIG. 1 is a perspective view of a first embodiment of a
bracket of my new design and an accessory in phantom
attached thereto;

FIG. 2 is a rear side elevational view of the embodiment of
FIG. 1 thereof;

FIG. 3 is a front side elevational view of the embodiment of
FIG. 1 thereof;

FIG. 4 is a bottom plan view of the embodiment of FIG. 1
thereof;

FIG. 5 is a top plan view of the embodiment of FIG. 1
thereof;

FIG. 6 is a left-hand side elevational view of the embodi-
ment of FIG. 1 thereof; and,

FIG. 7 is a right-hand side elevational view of the embodi-
ment of FIG. 1 thereof.

The broken line showing of environmental structure is for
illustrative purposes only and forms no part of the claimed
design.

1 Claim, 4 Drawing Sheets

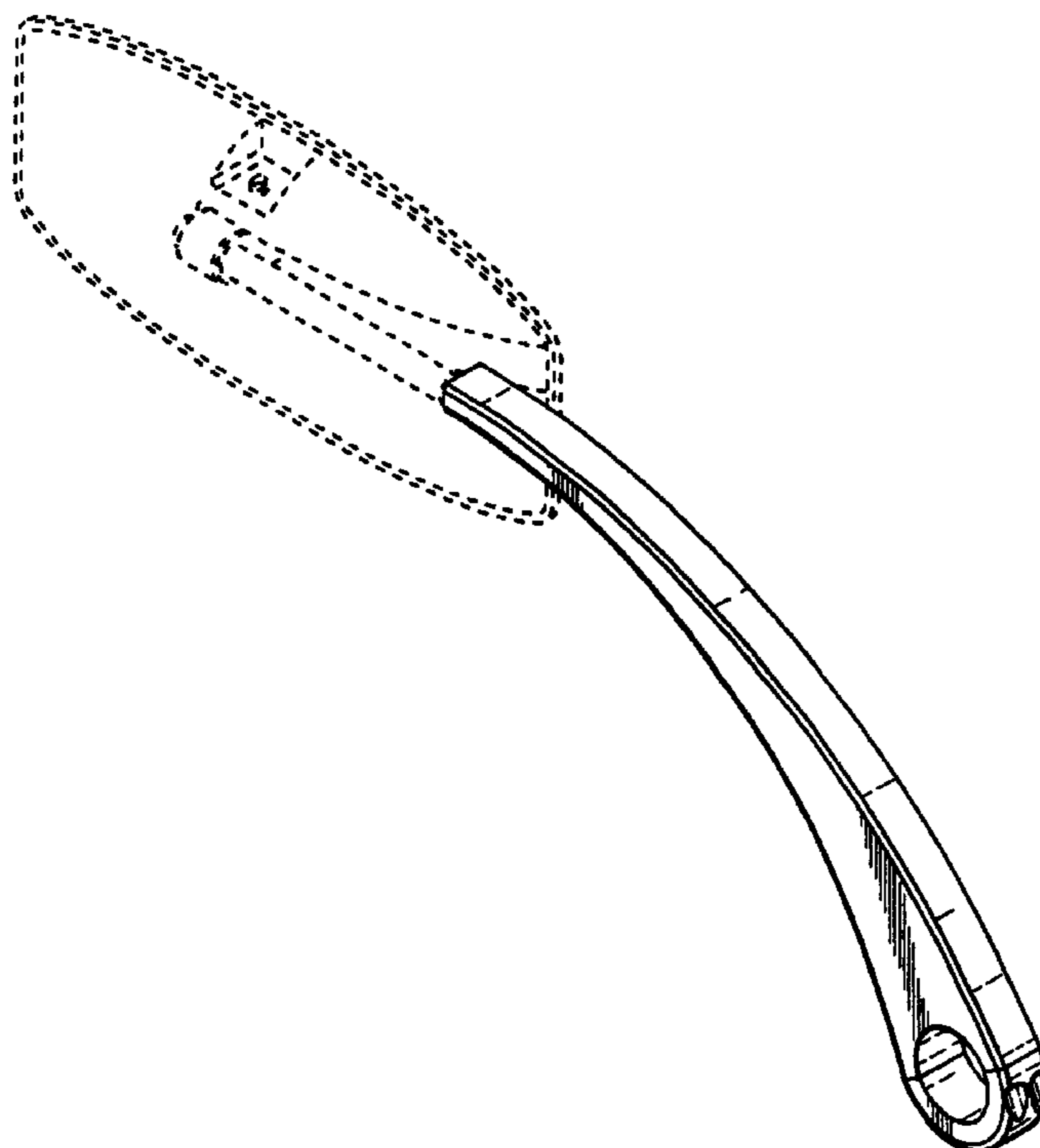
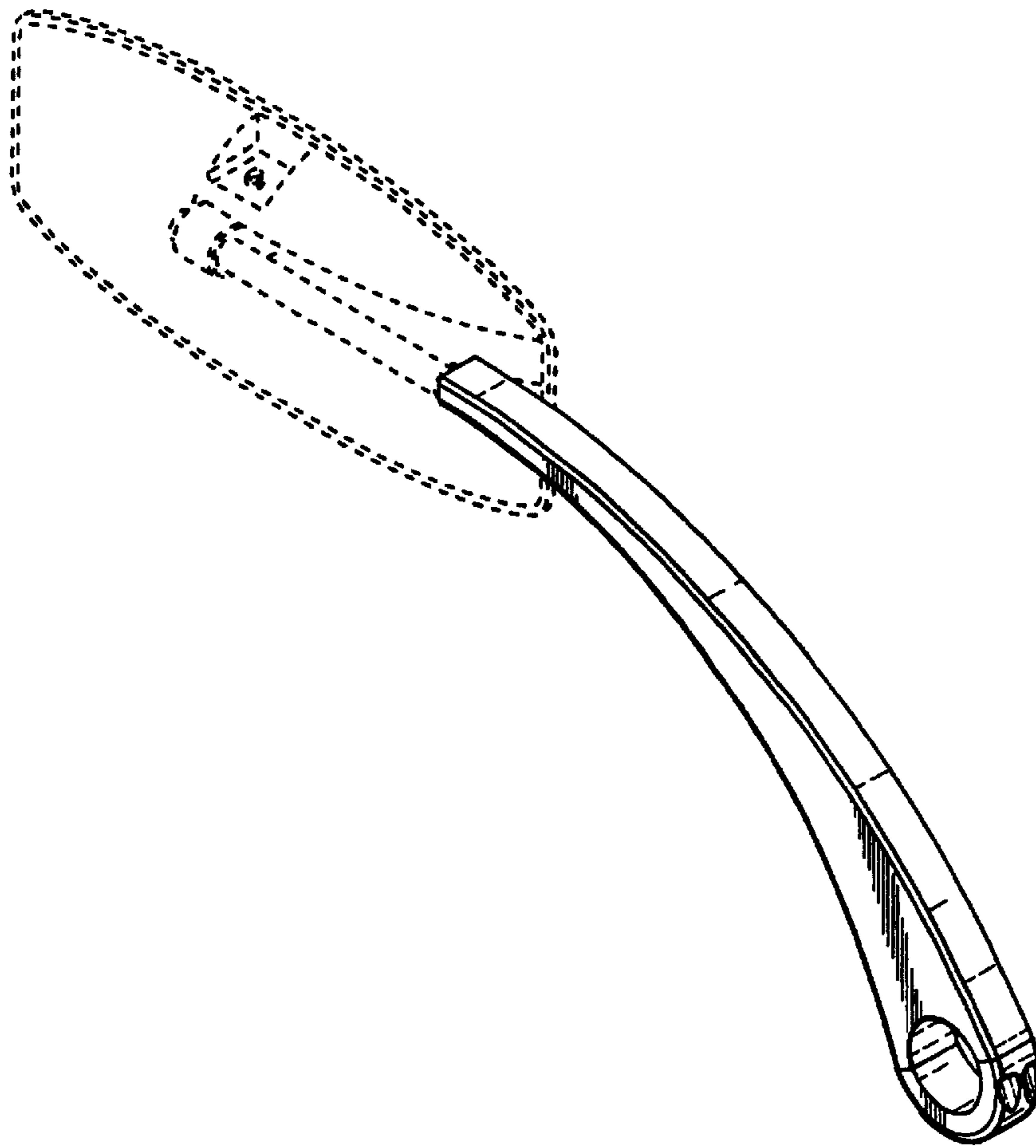


Fig. 1



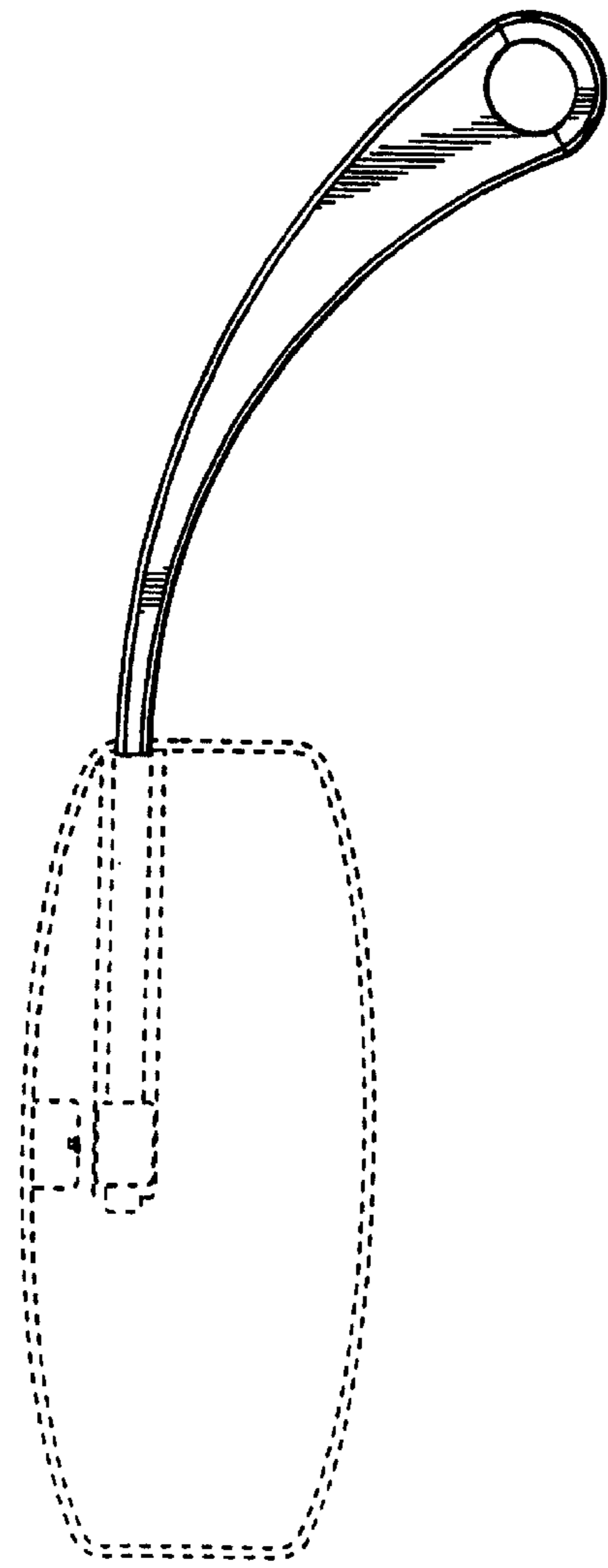


Fig. 2

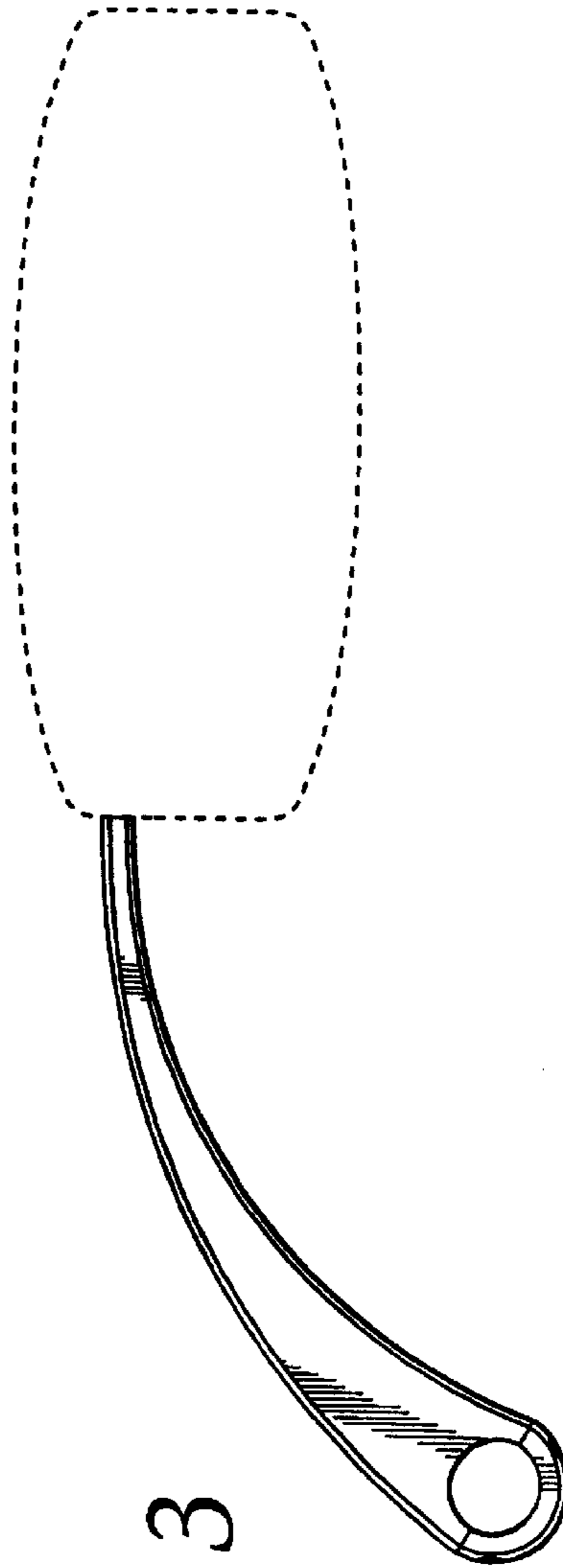


Fig. 3

Fig. 4

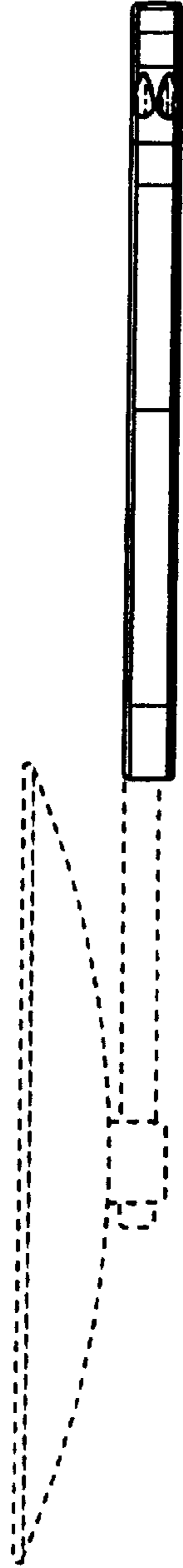


Fig. 5

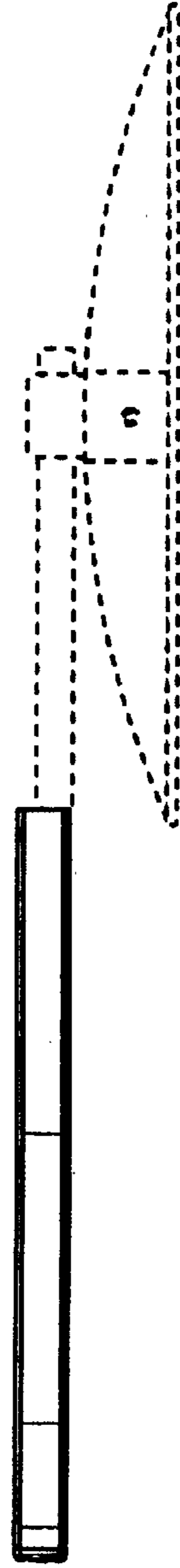


Fig. 6



Fig. 7

