



US00D546746S

(12) **United States Design Patent**
Evans

(10) **Patent No.:** **US D546,746 S**

(45) **Date of Patent:** **** Jul. 17, 2007**

(54) **VEHICLE WHEEL**

(75) **Inventor:** **Richard Evans**, Huntington Beach, CA (US)

(73) **Assignee:** **Prestige Autotech Corporation**, Chino, CA (US)

(**) **Term:** **14 Years**

(21) **Appl. No.:** **29/272,458**

(22) **Filed:** **Feb. 8, 2007**

(51) **LOC (8) Cl.** **12-16**

(52) **U.S. Cl.** **D12/209**

(58) **Field of Classification Search** D12/204-213;
301/37.101, 64.101, 65

See application file for complete search history.

(56) **References Cited**

U.S. PATENT DOCUMENTS

D455,108 S *	4/2002	Kaucher	D12/209
D455,700 S *	4/2002	Foose	D12/209
D466,465 S *	12/2002	Kim	D12/209
D497,134 S *	10/2004	Anderson et al.	D12/209
D509,175 S *	9/2005	Marji	D12/209
D515,999 S *	2/2006	Noriega	D12/209

D522,432 S *	6/2006	Pfeiffer	D12/209
D522,438 S *	6/2006	Kern	D12/209
D528,959 S *	9/2006	Sycha	D12/209
D531,105 S *	10/2006	Martin	D12/209
D533,127 S *	12/2006	Martin	D12/209
D533,824 S *	12/2006	Martin	D12/209

* cited by examiner

Primary Examiner—Stacia Cadmus

(74) *Attorney, Agent, or Firm*—Fulwider Patton LLP

(57) **CLAIM**

The ornamental design for the “vehicle wheel,” as shown and described.

DESCRIPTION


FIG. 1 is a perspective view of the vehicle wheel showing my new design;

FIG. 2 is a front elevational view thereof; and,

FIG. 3 is a cross-sectional view taken along the lines of 3—3 of FIG. 2.

The broken line showing the environment is for illustrative purposes only and forms no part of the claimed design.

1 Claim, 3 Drawing Sheets



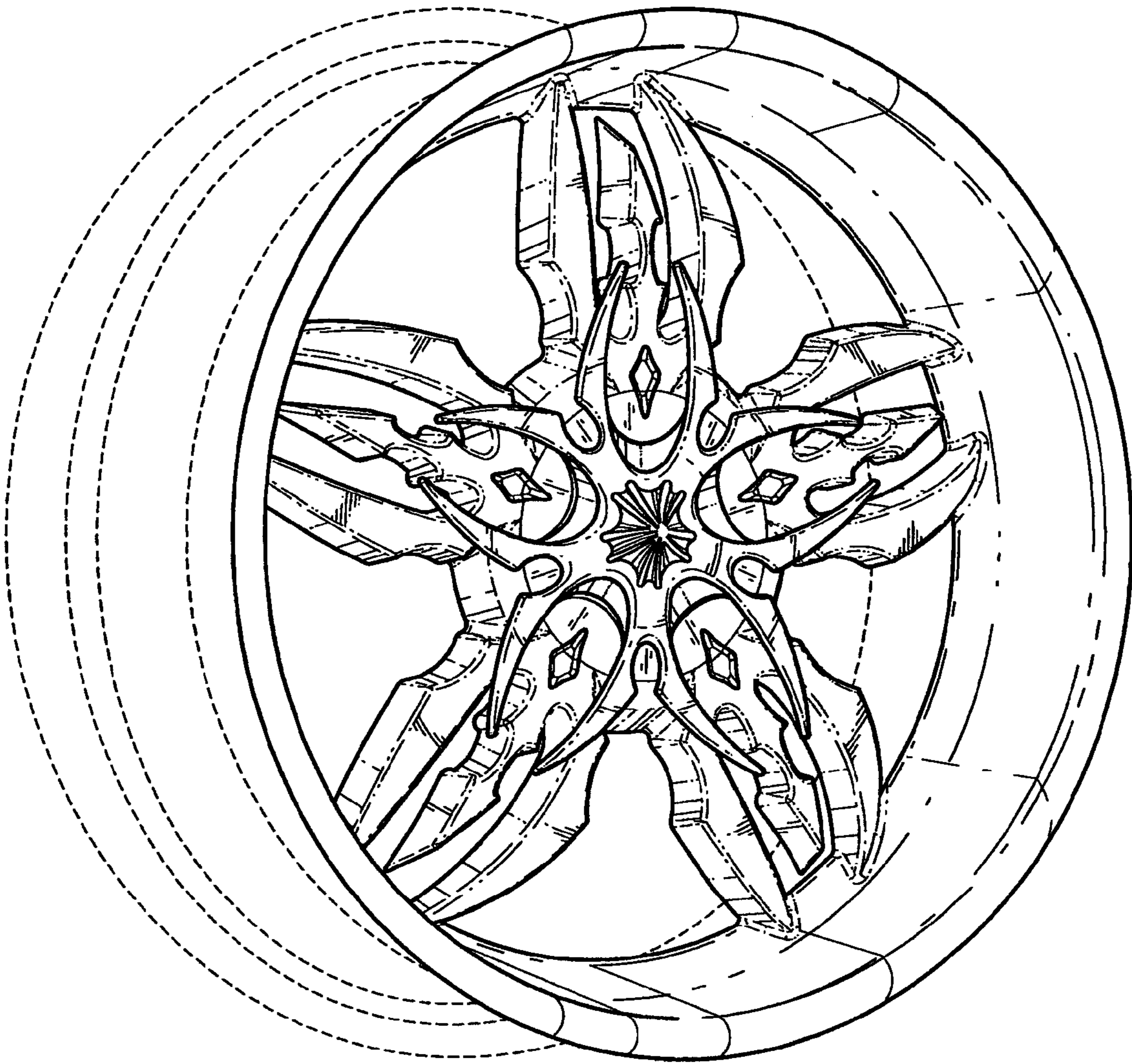


FIG. 1




FIG. 2

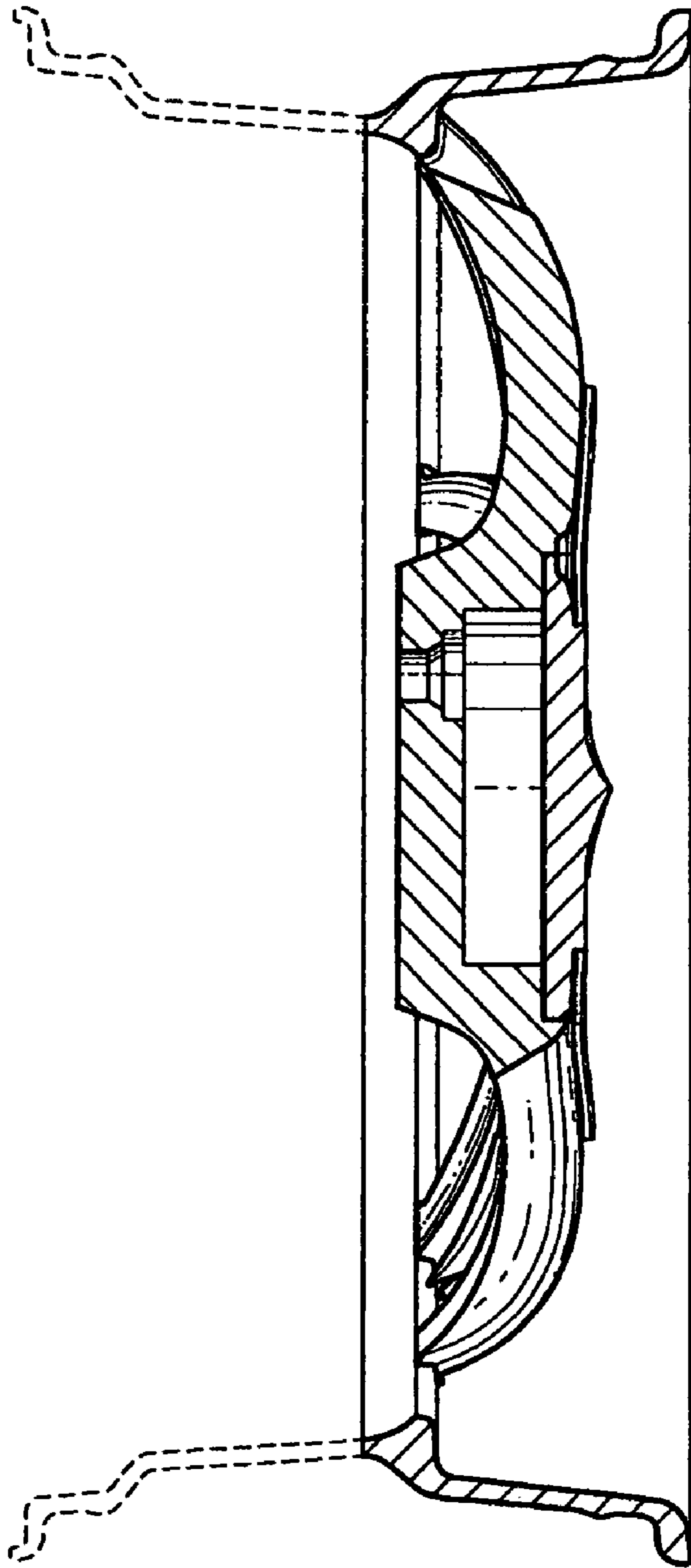


FIG. 3