



US00D546739S

(12) **United States Design Patent**
Kulla

(10) **Patent No.:** **US D546,739 S**

(45) **Date of Patent:** **** Jul. 17, 2007**

(54) **SURFACE CONFIGURATION OF A FRONT BUMPER FOR A VEHICLE**

D533,819 S * 12/2006 Hogios D12/169
D534,105 S * 12/2006 Schiavone et al. D12/169

(75) Inventor: **Matthias Kulla**, Leonberg (DE)

* cited by examiner

(73) Assignee: **Dr. Ing. h.c.F. Porsche Aktiengesellschaft**, Stuttgart (DE)

Primary Examiner—Melody N. Brown

(74) *Attorney, Agent, or Firm*—Crowell & Moring LLP

(**) Term: **14 Years**

(57) **CLAIM**

(21) Appl. No.: **29/258,851**

The ornamental design for a surface configuration of a front bumper for a vehicle, as shown and described.

(22) Filed: **Apr. 28, 2006**

DESCRIPTION

(30) **Foreign Application Priority Data**

Oct. 31, 2005 (EM) 000424544-0001

This application is related to the following co-pending applications, of the inventor, filed on even date herewith:

(51) **LOC (8) Cl.** **12-16**

Application Ser. No. 29/258,853, entitled "Surface Configuration of a Vehicle, Toy, and/or Other Replicas" and

(52) **U.S. Cl.** **D12/169**

Application Ser. No. 29/258,843, entitled "Surface Configuration of a Vehicle, Toy, and/or Other Replicas".

(58) **Field of Classification Search** D12/90-92,
D12/86, 169, 196, 163; 296/180.1, 180.2;
293/102, 113, 115, 117, 120

FIG. 1 is a front view of a surface configuration of a front bumper for a vehicle according to my novel design;

See application file for complete search history.

FIG. 2 is a right side view thereof; and,

(56) **References Cited**

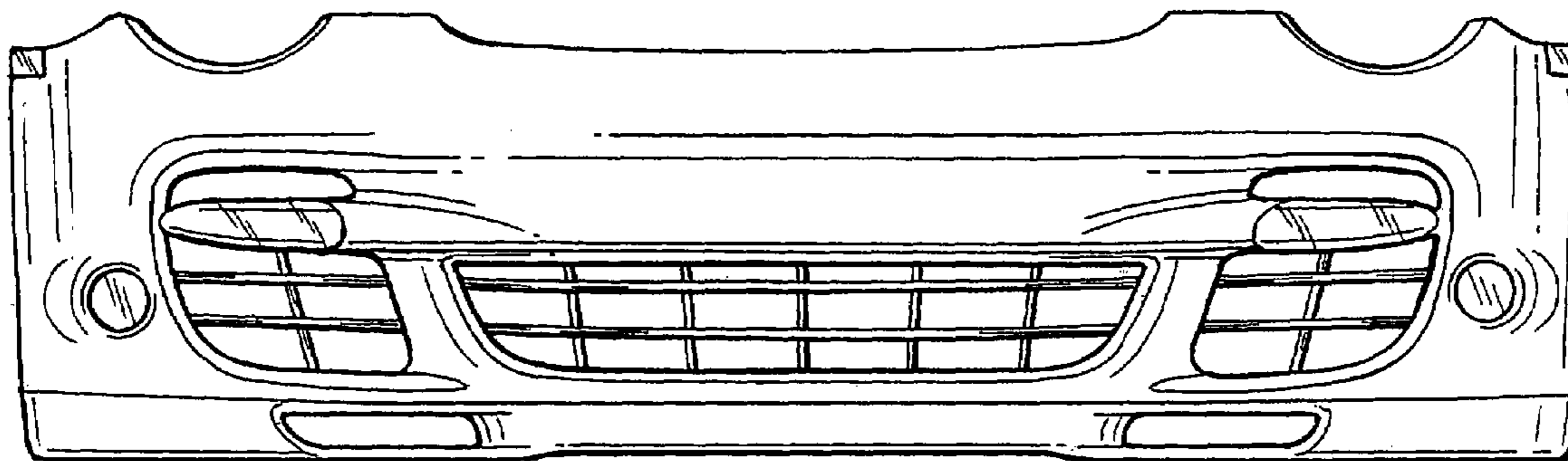
FIG. 3 is a left side view thereof.

U.S. PATENT DOCUMENTS

Also enclosed is a set of photographs of an embodiment of the invention.

D525,180 S * 7/2006 Konaka D12/169
D526,254 S * 8/2006 Sowa D12/169

1 Claim, 1 Drawing Sheet






FIG. 1

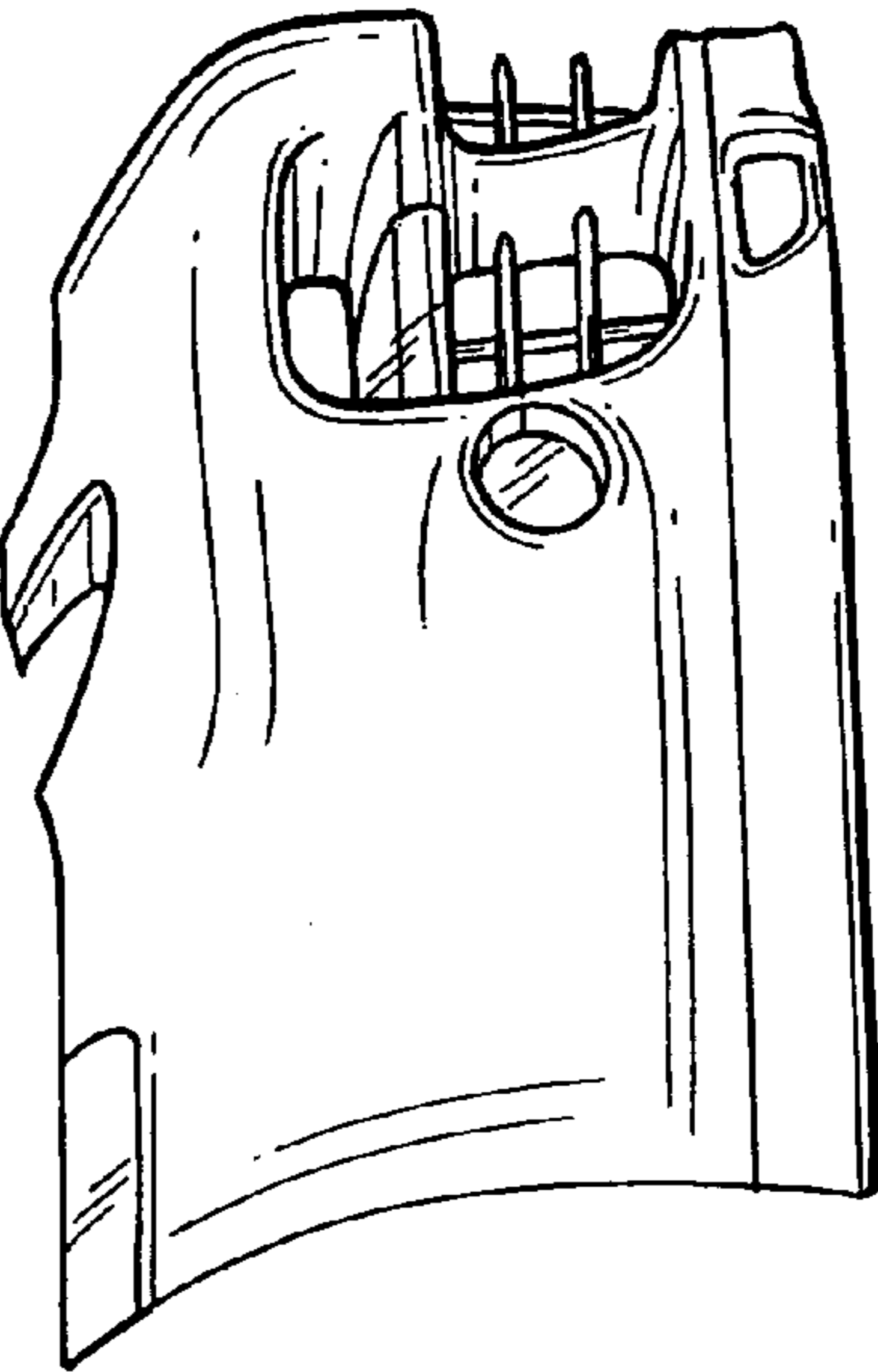


FIG. 2

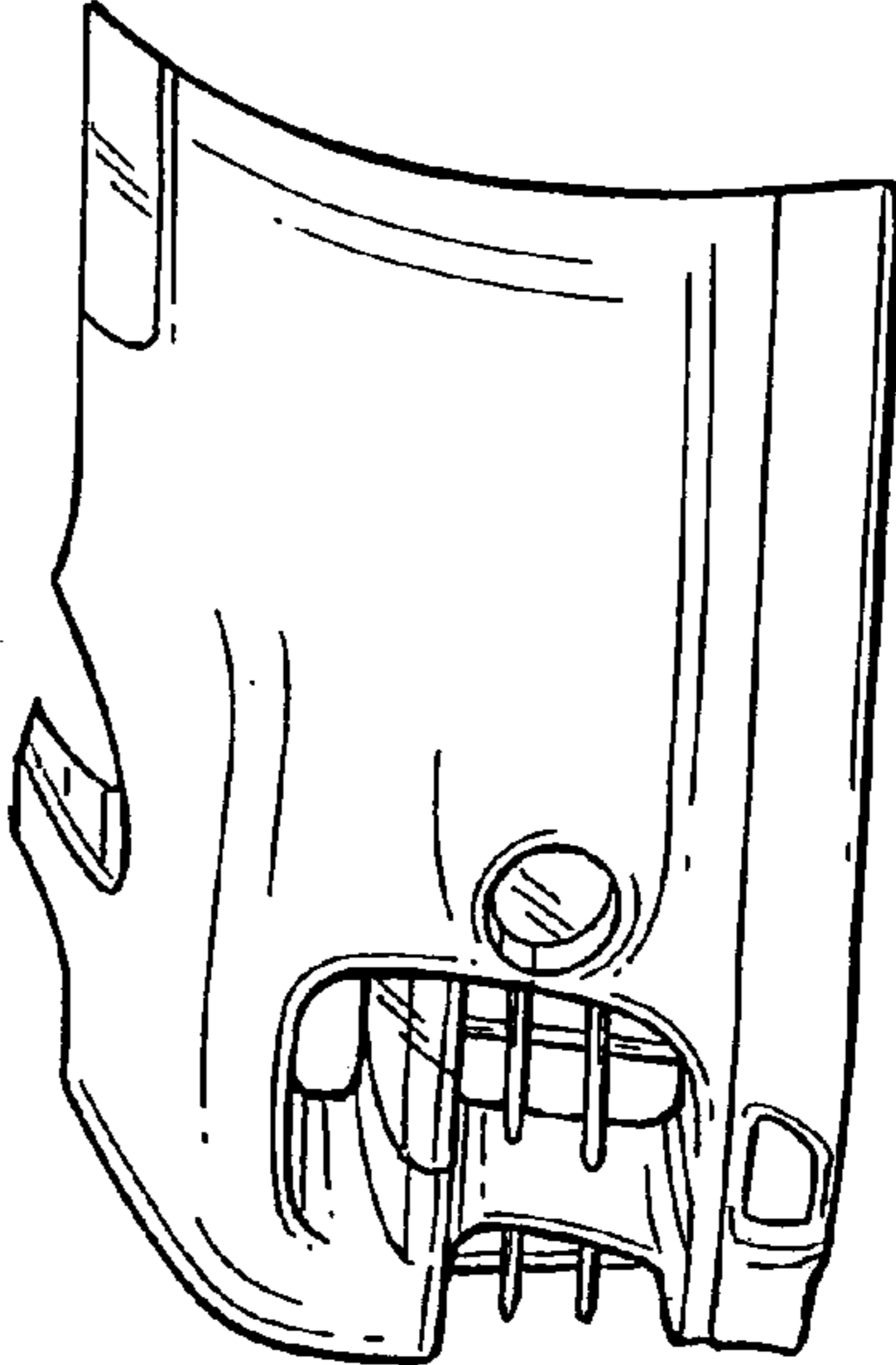


FIG. 3