



US00D546734S

(12) **United States Design Patent**
Wang

(10) **Patent No.:** **US D546,734 S**

(45) **Date of Patent:** **** Jul. 17, 2007**

(54) **MOTORCYCLE ENGINE GUARD**

(76) **Inventor:** **Gwo-Tsair Wang**, 2919 Canyonview Ct., Katy, TX (US) 77450

(**) **Term:** **14 Years**

(21) **Appl. No.:** **29/248,113**

(22) **Filed:** **Jul. 28, 2006**

(51) **LOC (8) Cl.** **12-11**

(52) **U.S. Cl.** **D12/126**

(58) **Field of Classification Search** D12/110, D12/114, 126; 180/219; 280/288.4, 304.3, 280/304.4, 291, 770, 755, 756, 784
See application file for complete search history.

6,969,083 B2 11/2005 Egan
6,971,462 B2 12/2005 Ito et al.
D513,719 S 1/2006 Egan
6,981,713 B2 1/2006 Lindby
7,025,368 B2 4/2006 Barnes
D521,416 S 5/2006 Lindby
D522,929 S 6/2006 Freund, Jr.
7,073,808 B2 7/2006 Egan

Primary Examiner—Alan P. Douglas

Assistant Examiner—Linda Brooks

(74) *Attorney, Agent, or Firm*—Clarence E. Eriksen & Associates, P.C.

(57) **CLAIM**

The ornamental design for a motorcycle engine guard, as shown as described.

(56) **References Cited**

U.S. PATENT DOCUMENTS

D361,311 S	8/1995	Lindby
D396,018 S	7/1998	Stover et al.
6,035,876 A	3/2000	Stover et al.
D474,847 S	5/2003	Seymour et al.
D476,093 S	6/2003	Lynch et al.
D484,074 S	12/2003	Henneberry

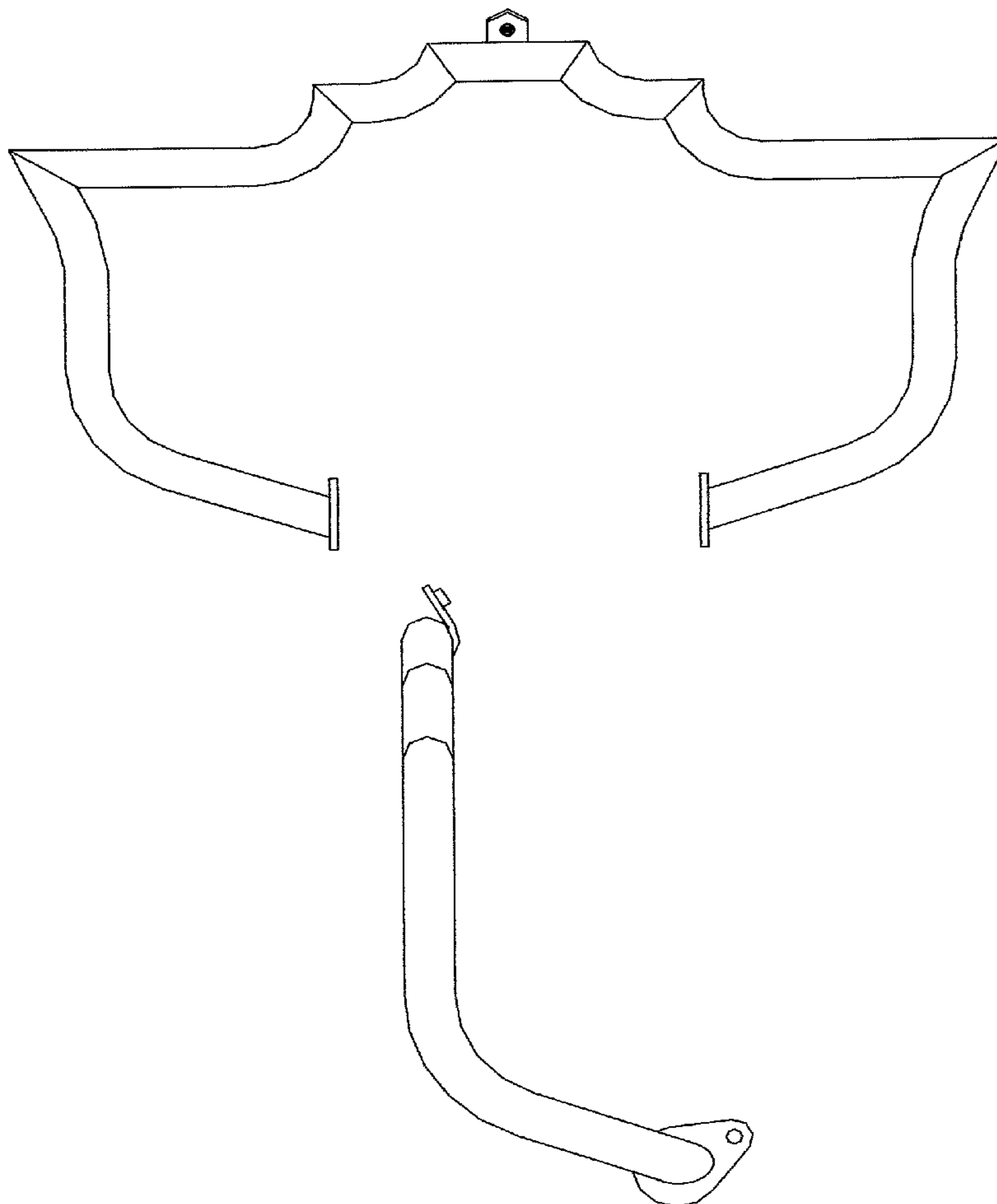
DESCRIPTION

FIG. 1 is a front elevation view of one embodiment of a motorcycle engine guard showing my new design.

FIG. 2 is a side elevation view thereof; and,

FIG. 3 is a top view thereof.

1 Claim, 2 Drawing Sheets



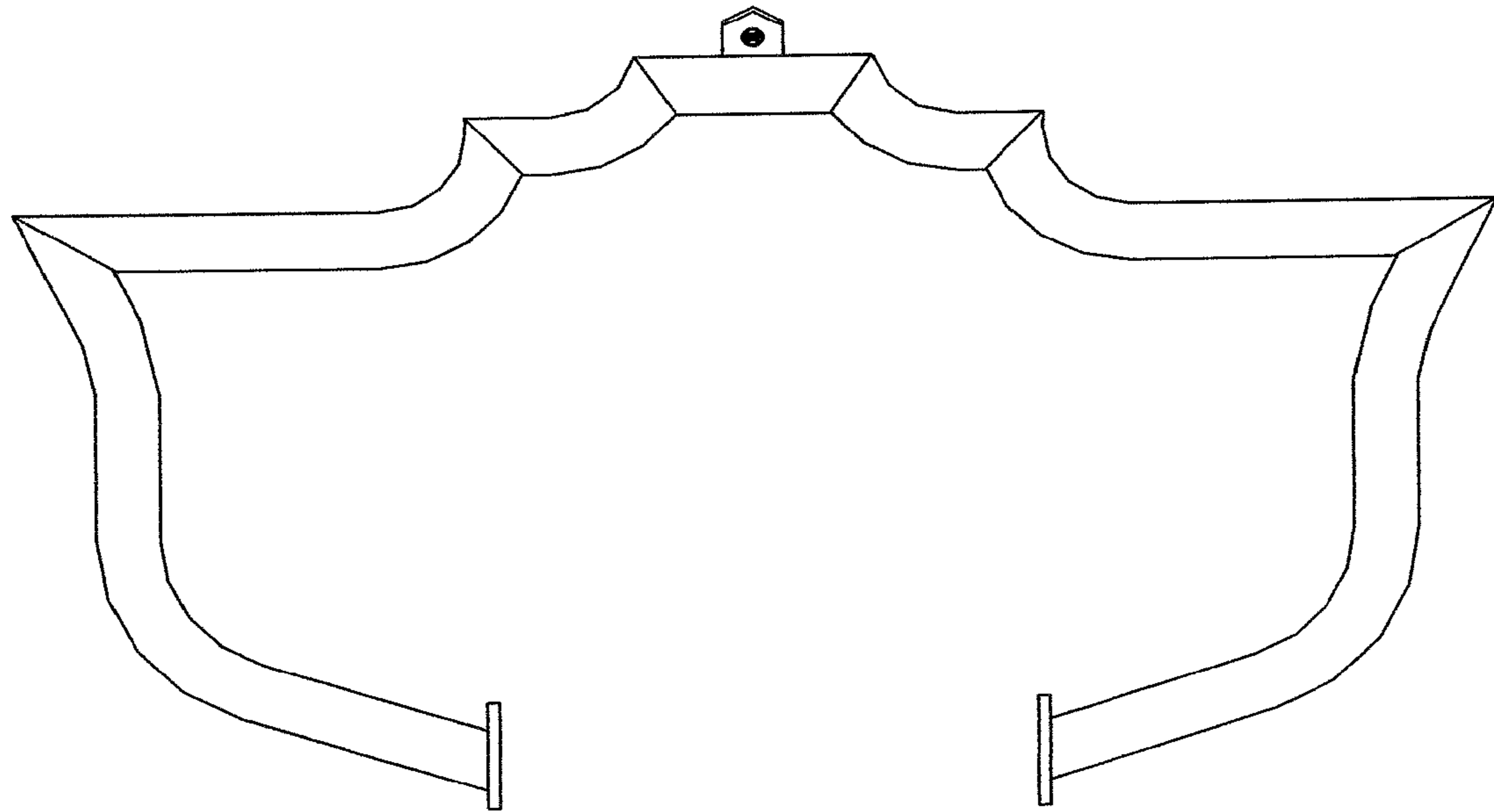


FIG. 1

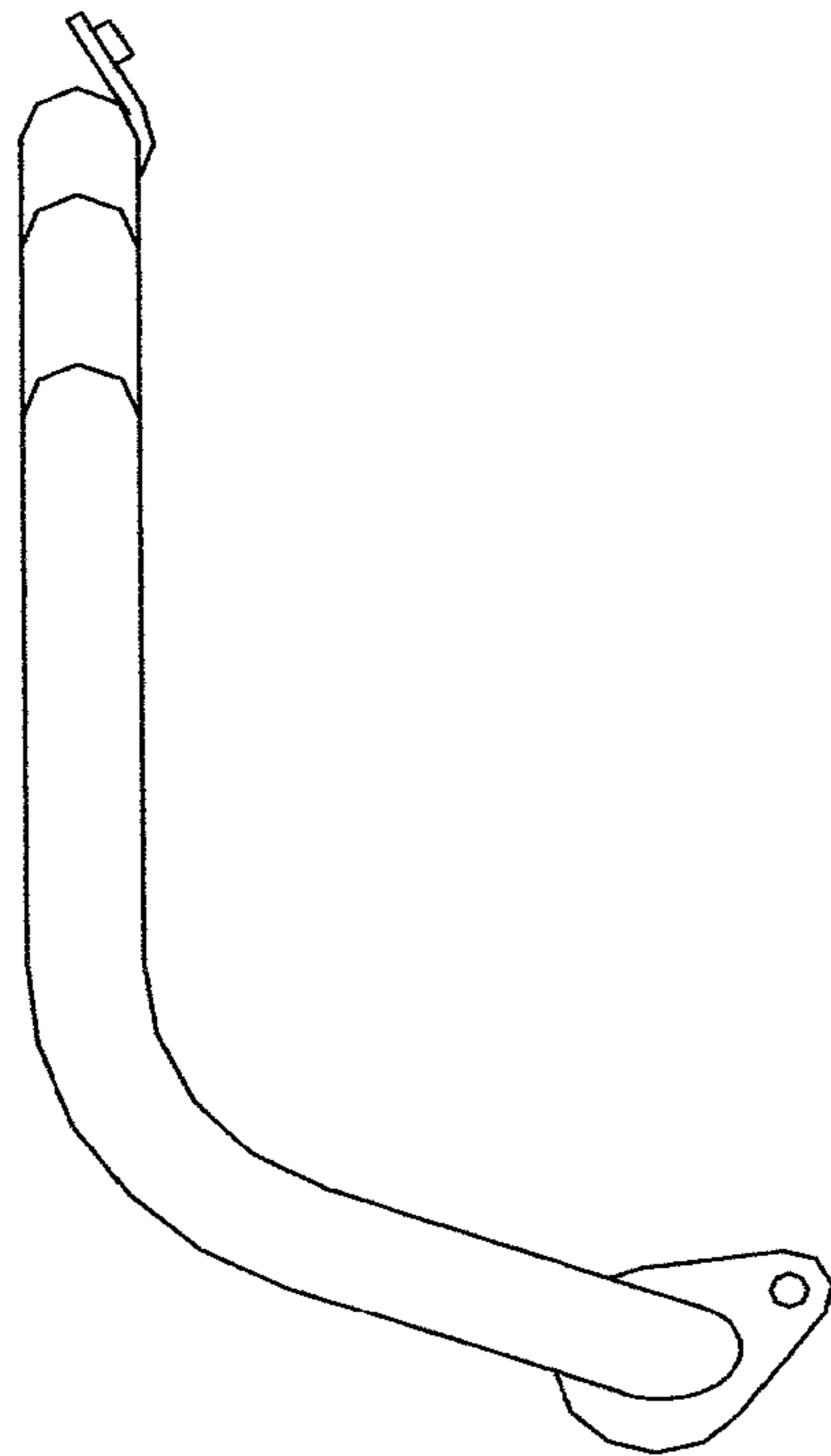


FIG. 2

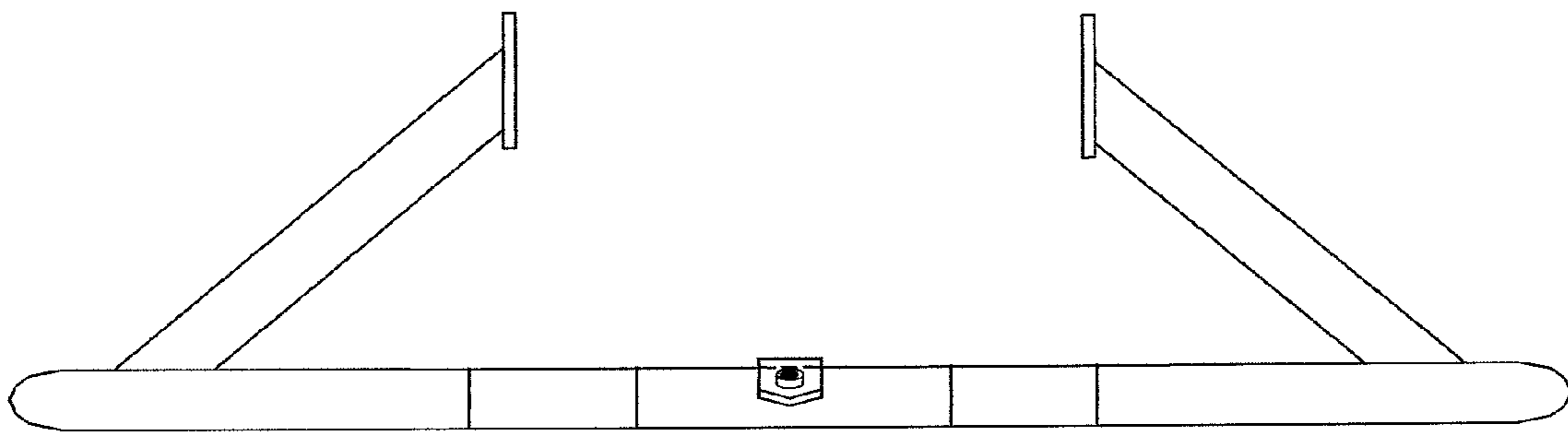


FIG. 3