



US00D546727S

(12) **United States Design Patent**  
**Hardy**

(10) **Patent No.:** **US D546,727 S**

(45) **Date of Patent:** **\*\* Jul. 17, 2007**

(54) **RING**

(75) Inventor: **Pierre Hardy**, Paris (FR)

(73) Assignee: **Hermes Sellier**, Paris (FR)

(\*\*) Term: **14 Years**

(21) Appl. No.: **29/250,035**

(22) Filed: **Oct. 31, 2006**

(51) **LOC (8) Cl.** ..... **11-01**

(52) **U.S. Cl.** ..... **D11/38**

(58) **Field of Classification Search** ..... D11/3,  
D11/26-39, 89-91; 63/15, 15.1-15.4, 15.45,  
63/15.5, 15.6, 15.65, 15.7, 26-27

See application file for complete search history.

(56) **References Cited**

**U.S. PATENT DOCUMENTS**

D136,039 S \* 7/1943 Lampl ..... D11/38  
D243,599 S \* 3/1977 Gilmartin ..... D11/27

D491,834 S \* 6/2004 Flynn ..... D11/26  
D524,185 S \* 7/2006 Arlanda ..... D11/38  
D534,829 S \* 1/2007 Arlanda ..... D11/38

\* cited by examiner

*Primary Examiner*—Ian Simmons

*Assistant Examiner*—Melanie Levy

(74) *Attorney, Agent, or Firm*—Darby & Darby

(57) **CLAIM**

I claim the ornamental design for a ring, as shown and described.

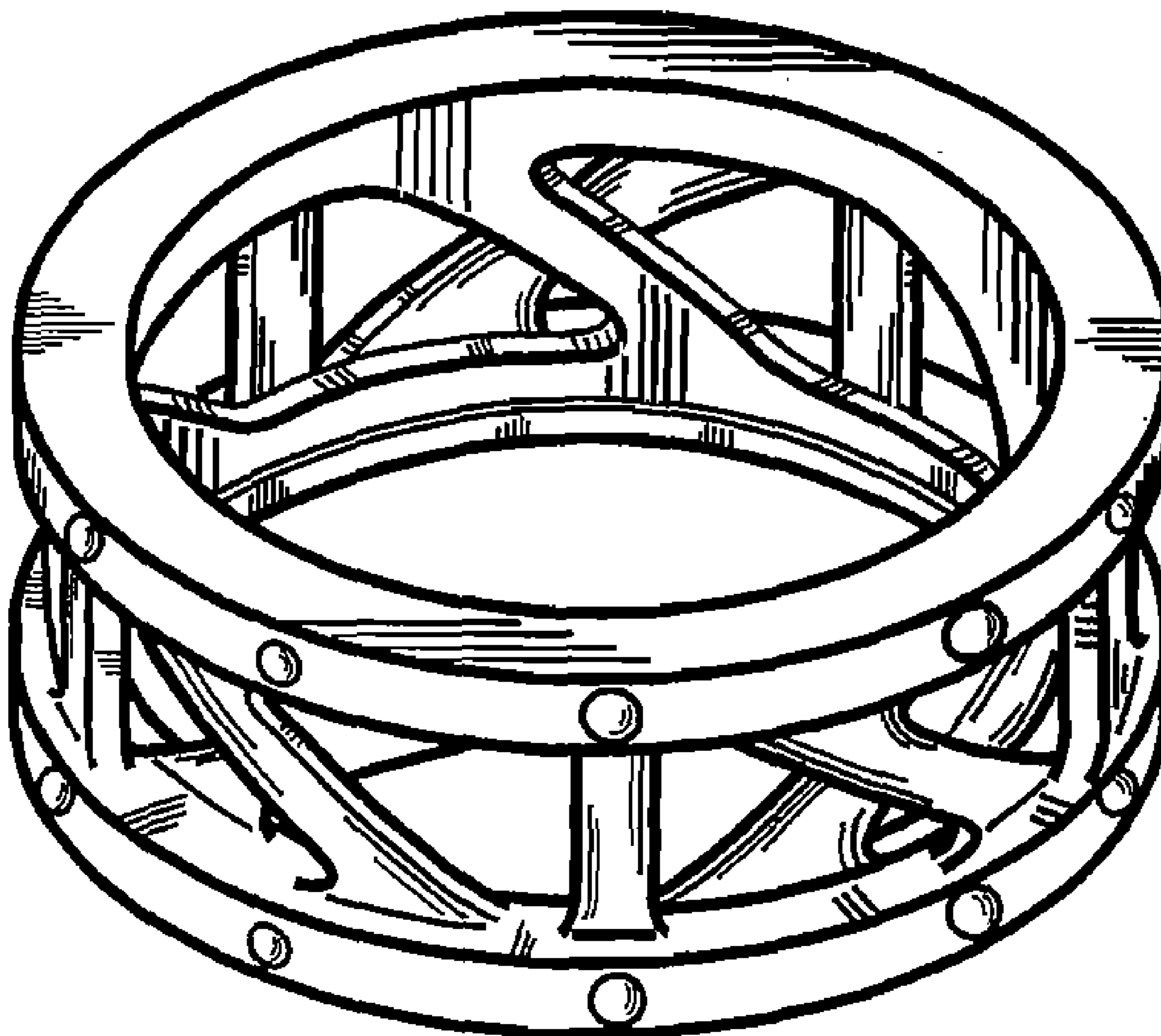
**DESCRIPTION**

FIG. 1 is a front perspective view of a ring showing my new design;

FIG. 2 is a front elevation view thereof, the rear being a mirror image thereof; and,

FIG. 3 is a top plan view thereof, the bottom view being a mirror image thereof.

**1 Claim, 1 Drawing Sheet**



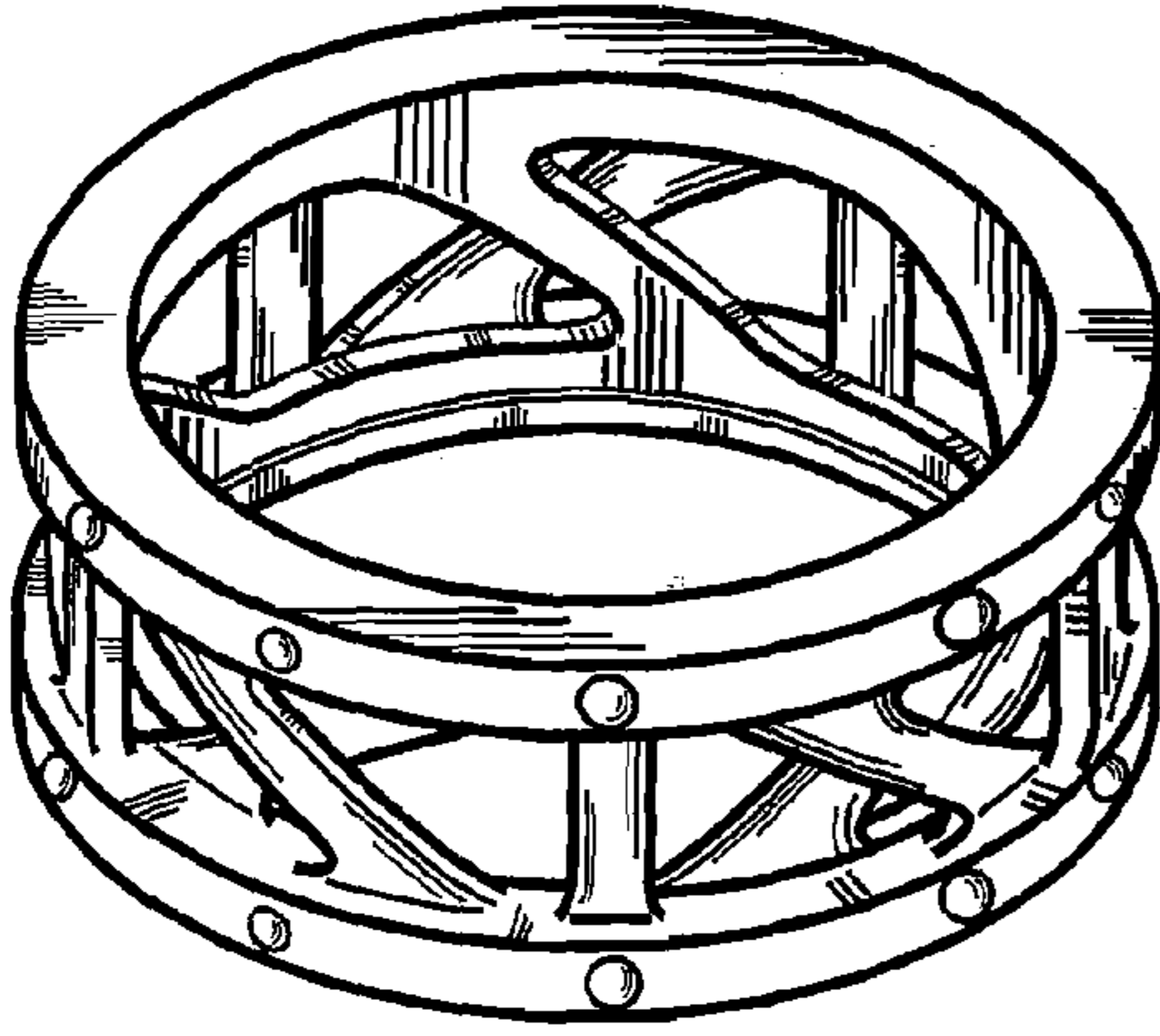


FIG. 1

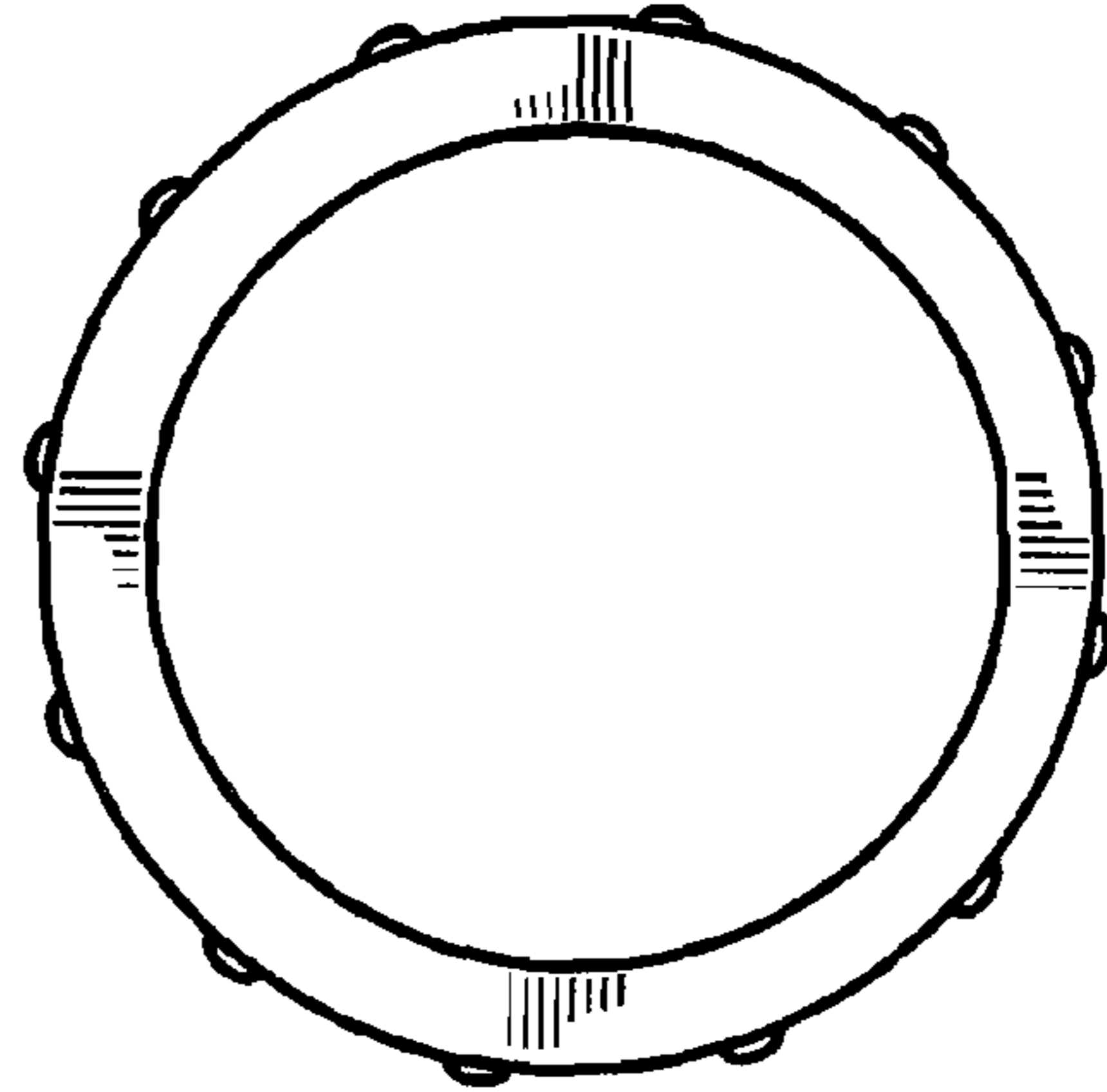


FIG. 2

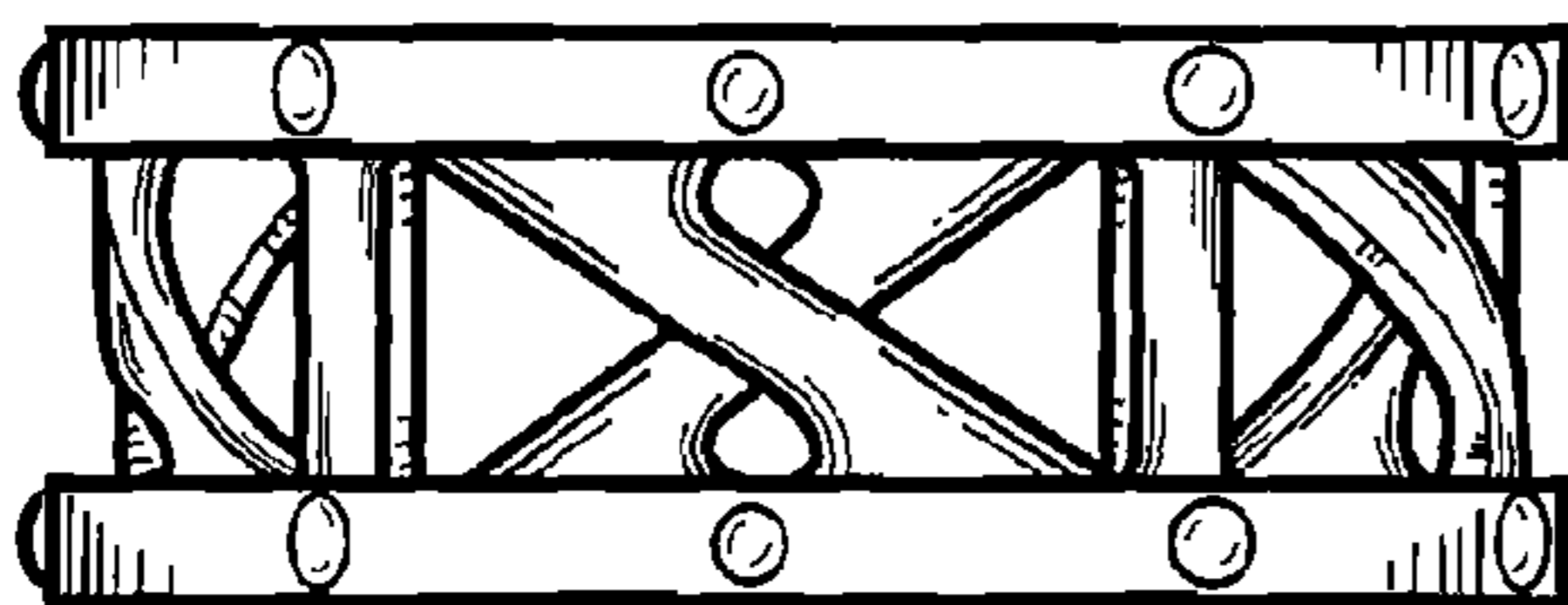


FIG. 3