

US00D546716S

(12) **United States Design Patent**
Gruosi-Scheufele

(10) **Patent No.:** **US D546,716 S**

(45) **Date of Patent:** **** Jul. 17, 2007**

(54) **WATCH**

(75) **Inventor:** **Caroline Gruosi-Scheufele**, Prangins
(CH)

(73) **Assignee:** **Chopard International SA** (CH)

(**) **Term:** **14 Years**

(21) **Appl. No.:** **29/238,474**

(22) **Filed:** **Sep. 15, 2005**

(30) **Foreign Application Priority Data**

Apr. 12, 2005 (WO) DM/ 066652

(51) **LOC (8) Cl.** **10-02**

(52) **U.S. Cl.** **D10/39**

(58) **Field of Classification Search** D10/30-39,
D10/123-126; 368/276, 281, 282, 283, 285,
368/21, 223, 228, 232

See application file for complete search history.

(56) **References Cited**

U.S. PATENT DOCUMENTS

| | | | | | | |
|-----------|---|---|---------|----------------|-------|---------|
| D152,189 | S | * | 12/1948 | Desouches | | D10/32 |
| D262,692 | S | * | 1/1982 | Kurowsky | | D10/39 |
| 4,421,421 | A | * | 12/1983 | Bradt | | 368/229 |
| D285,779 | S | * | 9/1986 | Maron | | D10/30 |
| D285,908 | S | * | 9/1986 | Maron | | D10/30 |
| D288,296 | S | * | 2/1987 | Maron | | D10/30 |
| 4,939,913 | A | * | 7/1990 | Scungio et al. | | 63/21 |
| D316,974 | S | * | 5/1991 | Fong | | D10/33 |
| D348,223 | S | * | 6/1994 | Magninat | | D10/32 |

| | | | | | | |
|----------|---|---|---------|-----------|-------|--------|
| D373,957 | S | * | 9/1996 | Mareschal | | D10/30 |
| D456,726 | S | * | 5/2002 | Finazzi | | D10/39 |
| D467,820 | S | * | 12/2002 | Berliat | | D10/39 |
| D509,449 | S | * | 9/2005 | Scheufele | | D10/39 |
| D509,759 | S | * | 9/2005 | Scheufele | | D10/39 |
| D510,038 | S | * | 9/2005 | Scheufele | | D10/39 |

OTHER PUBLICATIONS

Wristwatches, A Connoisseur's Guide, by Frank Edwards, copyright 1997, Firefly Publishing, p. 57, "Happy Diamonds" watch by Chopard.*

* cited by examiner

Primary Examiner—Lucy Lieberman

(74) *Attorney, Agent, or Firm*—McGlew & Tuttle, P.C.

(57) **CLAIM**

The ornamental design for a watch, as shown and described.

DESCRIPTION

FIG. 1 is a left side view of my new watch;

FIG. 2 is top view thereof;

FIG. 3 is a right side view thereof;

FIG. 4 is front end view thereof;

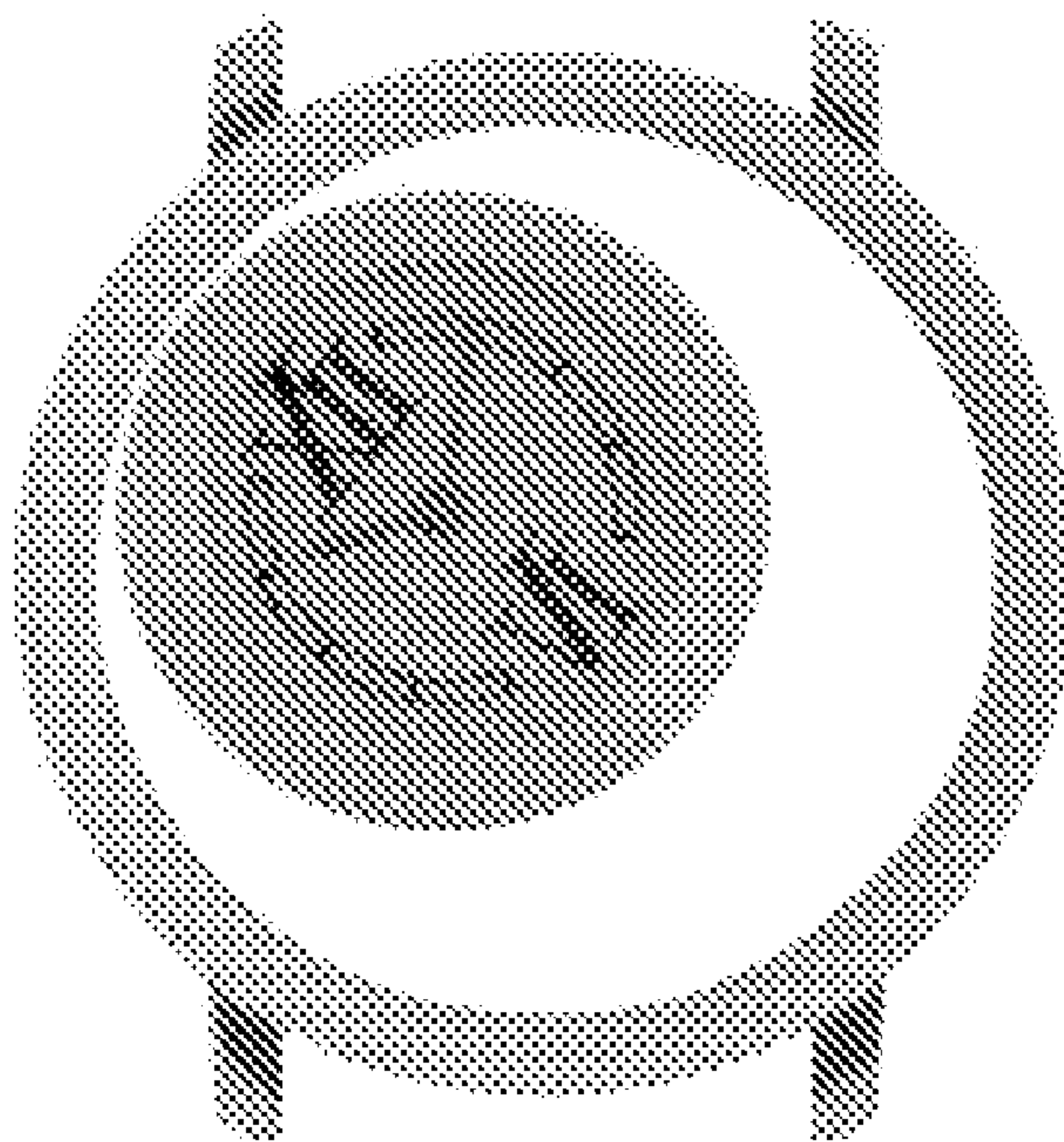
FIG. 5 is bottom view thereof;

FIG. 6 is a rear end view thereof; and,

FIG. 7 is a top right perspective view thereof.

The watch is shown in different positions in FIGS. 2, 5 and 7.

1 Claim, 1 Drawing Sheet






Fig. 1

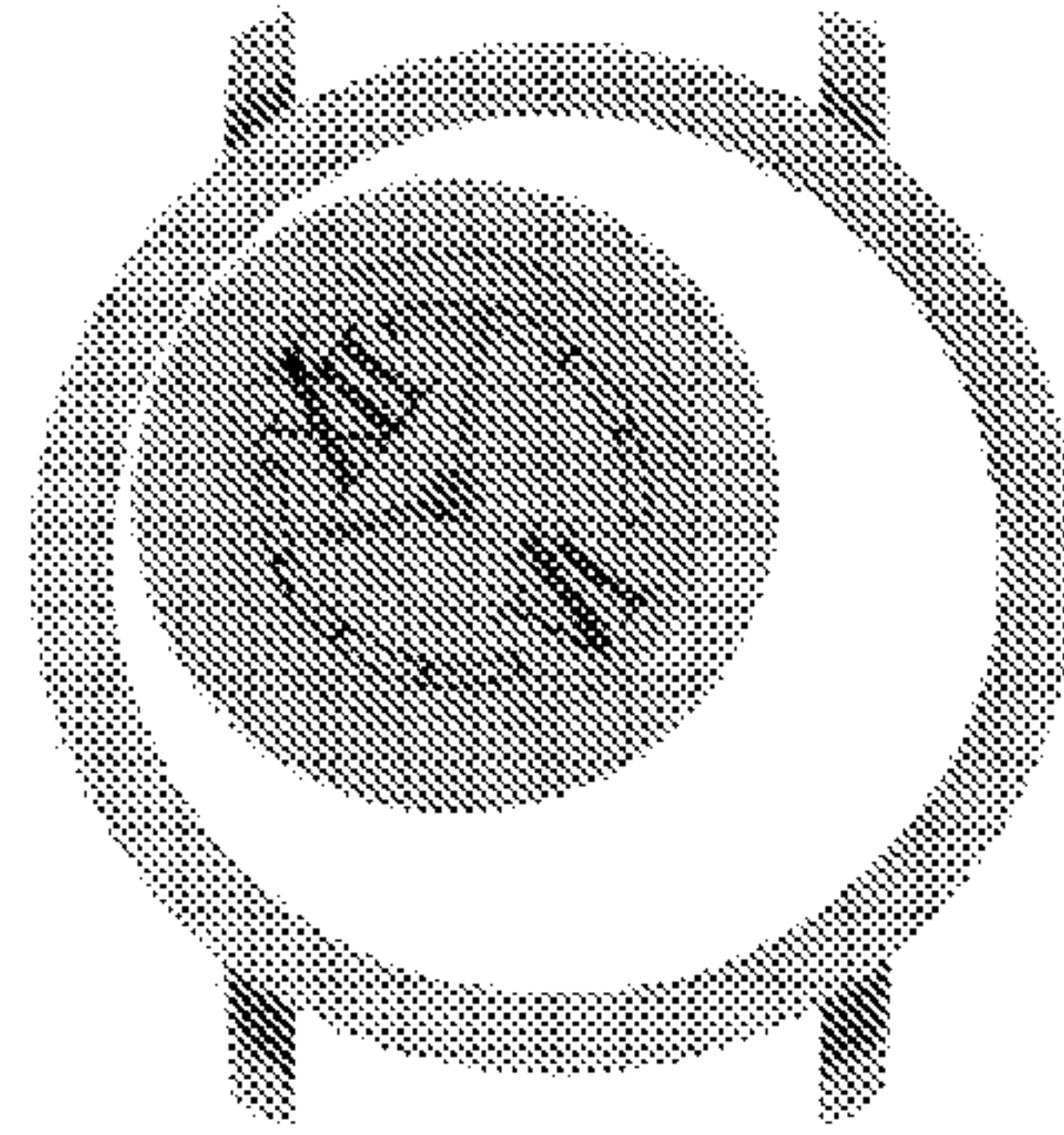


Fig. 2



Fig. 3




Fig. 4




Fig. 5




Fig. 6

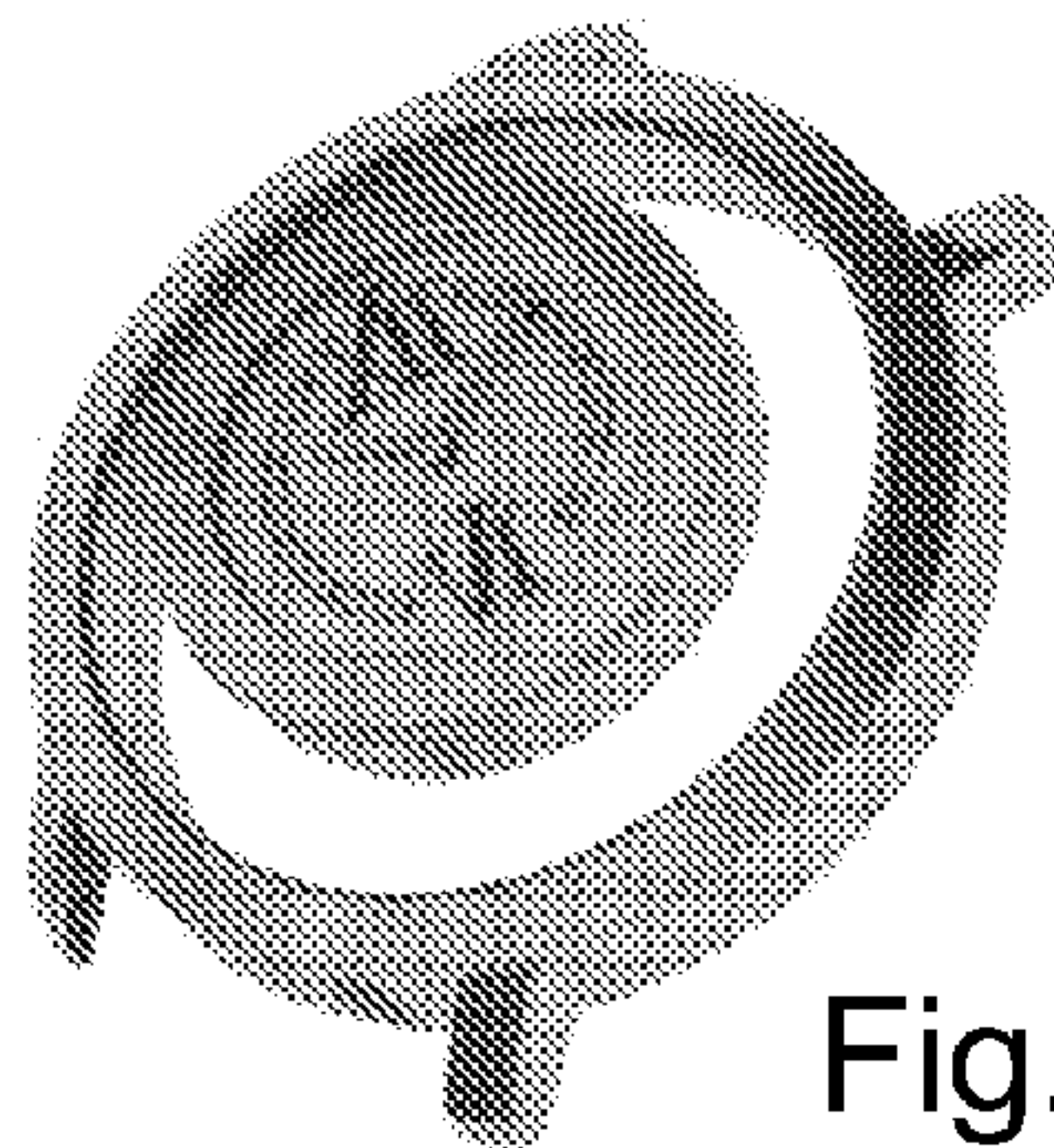


Fig. 7