

US00D546715S

(12) **United States Design Patent**  
**Gruosi-Scheufele**

(10) **Patent No.:** **US D546,715 S**

(45) **Date of Patent:** **\*\* Jul. 17, 2007**

(54) **WATCH**

(75) **Inventor:** **Caroline Gruosi-Scheufele**, Prangins  
(CH)

(73) **Assignee:** **Chopard International SA** (CH)

(\*\*) **Term:** **14 Years**

(21) **Appl. No.:** **29/238,473**

(22) **Filed:** **Sep. 15, 2005**

(30) **Foreign Application Priority Data**

Apr. 12, 2005 (WO) ..... DM/066 652

(51) **LOC (8) Cl.** ..... **10-02**

(52) **U.S. Cl.** ..... **D10/39**

(58) **Field of Classification Search** ..... D10/30-39,  
D10/123-126; 368/276, 281, 282, 283, 285,  
368/21, 223, 228, 232

See application file for complete search history.

(56) **References Cited**

**U.S. PATENT DOCUMENTS**

D152,189 S *	12/1948	Desouches	.....	D10/32
D262,692 S *	1/1982	Kurowsky	.....	D10/39
4,421,421 A *	12/1983	Bradt	.....	368/229
D285,779 S *	9/1986	Maron	.....	D10/30
D285,908 S *	9/1986	Maron	.....	D10/30
D288,296 S *	2/1987	Maron	.....	D10/30
4,939,913 A *	7/1990	Scungio et al.	.....	63/21
D316,974 S *	5/1991	Fong	.....	D10/33
D348,223 S *	6/1994	Magninat	.....	D10/32

D373,957 S *	9/1996	Mareschal	.....	D10/30
D456,726 S *	5/2002	Finazzi	.....	D10/39
D467,820 S *	12/2002	Berliat	.....	D10/39
D476,908 S *	7/2003	Ellia	.....	D10/39
D479,137 S *	9/2003	Kauffmann	.....	D10/39
D509,449 S *	9/2005	Scheufele	.....	D10/39
D509,759 S *	9/2005	Scheufele	.....	D10/39
D510,038 S *	9/2005	Scheufele	.....	D10/39

**OTHER PUBLICATIONS**

Wristwatches, A Connoisseur's Guide, by Frank Edwards, copyright 1997, Firefly Publishing, p. 57, "Happy Diamonds" watch by Chopard.\*

\* cited by examiner

*Primary Examiner*—Lucy Lieberman

(74) *Attorney, Agent, or Firm*—McGlew and Tuttle, P.C.

(57) **CLAIM**

The ornamental design for a watch, as shown and described.

**DESCRIPTION**

FIG. 1 is a left side view of my new watch;

FIG. 2 is top view thereof;

FIG. 3 is a right side view thereof;


FIG. 4 is front end view thereof;

FIG. 5 is bottom view thereof;

FIG. 6 is a rear end view thereof; and,

FIG. 7 is a top right perspective view thereof.

**1 Claim, 1 Drawing Sheet**






Fig. 1




Fig. 2




Fig. 3




Fig. 4

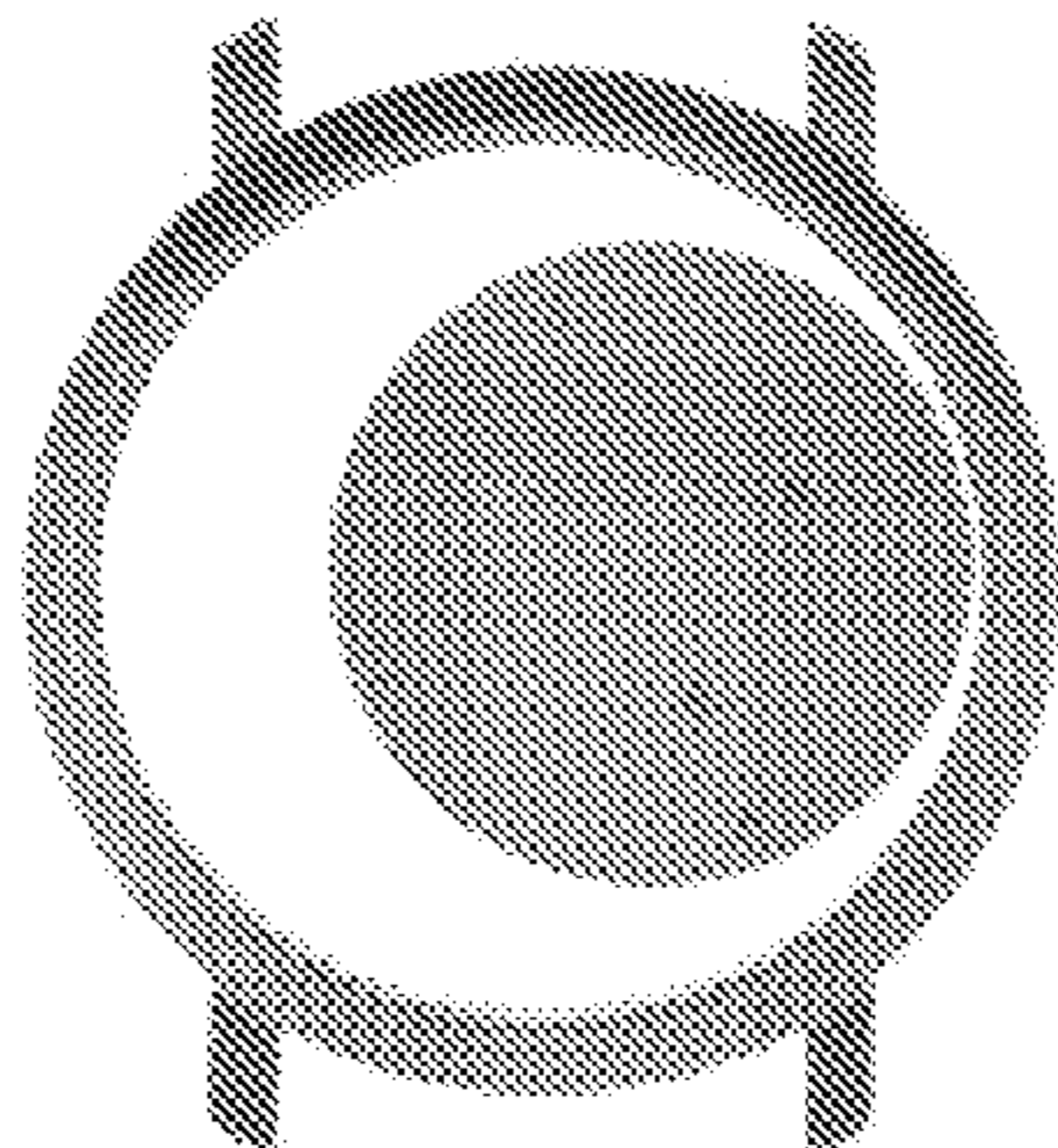


Fig. 5




Fig. 6

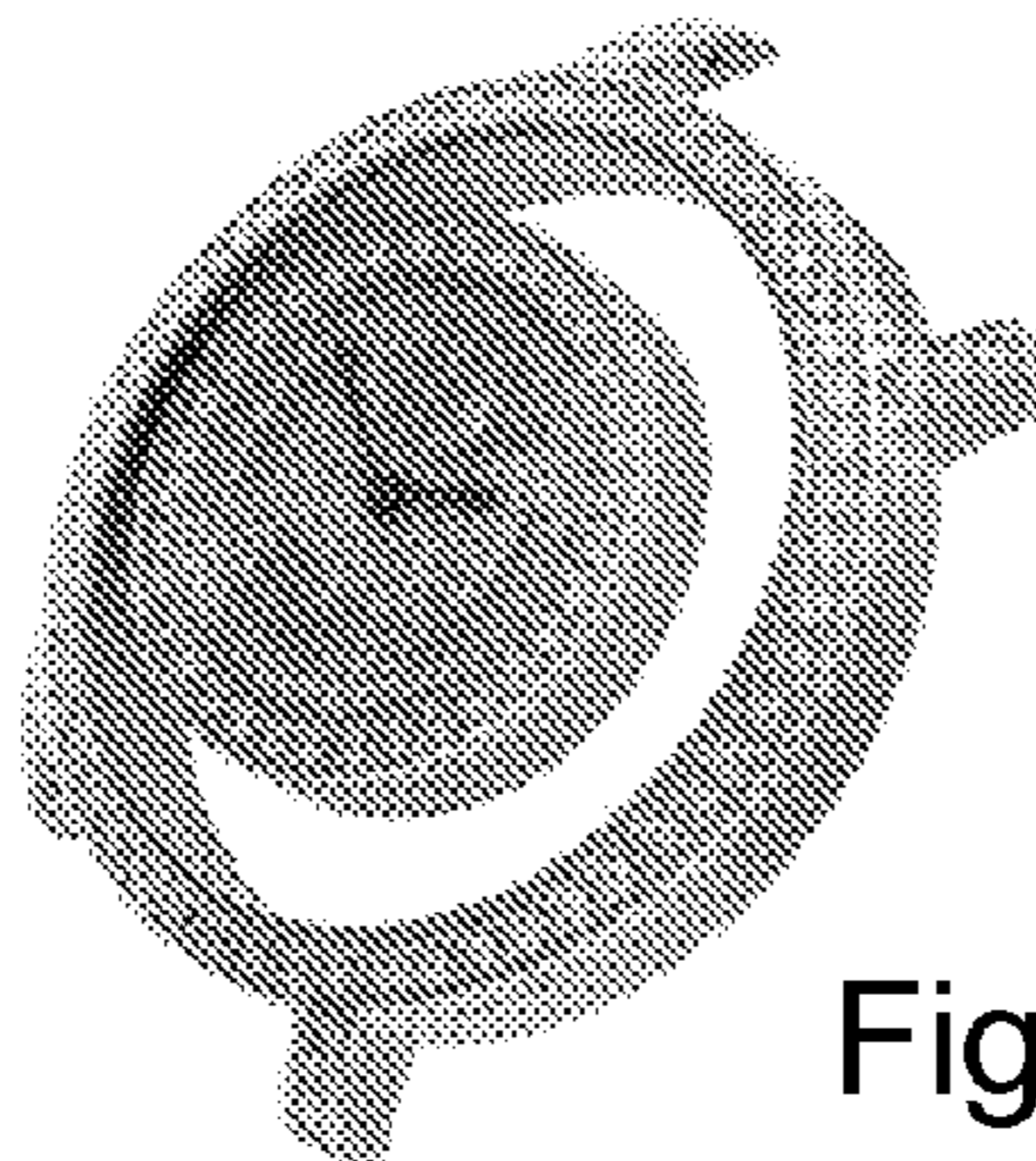


Fig. 7