

US00D546711S

(12) **United States Design Patent** (10) **Patent No.:** **US D546,711 S**
Montgomery (45) **Date of Patent:** **** Jul. 17, 2007**

(54) **COMBINED WATCH AND BAND**

(75) Inventor: **Shawn D. Montgomery**, Carpenteria, CA (US)

(73) Assignee: **Monji, LLC**, Carpenteria, CA (US)

(**) Term: **14 Years**

(21) Appl. No.: **29/200,041**

(22) Filed: **Feb. 23, 2004**

(51) **LOC (8) Cl.** **10-02**

(52) **U.S. Cl.** **D10/32; D10/39**

(58) **Field of Classification Search** D10/30-39, D10/123-126; 368/276, 277, 281-283, 285, 368/10, 21, 28-30, 223, 228, 239-242, 232, 368/234; D11/2, 3, 11, 19

See application file for complete search history.

(56) **References Cited**

U.S. PATENT DOCUMENTS

- 1,622,770 A * 3/1927 Coombs 63/4
- D76,139 S * 8/1928 Kinsley D11/3
- D287,108 S * 12/1986 Levene D11/4
- D323,784 S * 2/1992 Gueit D10/32
- D327,435 S * 6/1992 Gueit D10/32
- D333,446 S * 2/1993 Butler D11/19
- D342,905 S * 1/1994 Helleu D10/32
- 5,657,298 A * 8/1997 Choay 368/276
- D407,334 S * 3/1999 Stoll D10/32
- D414,706 S * 10/1999 Jorst D10/32
- D440,515 S * 4/2001 Cabarbaye D11/3
- D468,226 S * 1/2003 Upton D11/11
- D493,380 S * 7/2004 Chavarria D11/3

FOREIGN PATENT DOCUMENTS

WO DM 063680 * 12/2003

OTHER PUBLICATIONS

Safety Pin Bracelet, copyright 2001-2004, safety pin bracelet shown in photograph upper left, [retrieved on Jan. 11, 2007]. Retrieved from internet using Google Advanced search, <URL:www.makingfriends.com>.*

* cited by examiner

Primary Examiner—Lucy Lieberman

(74) *Attorney, Agent, or Firm*—Canady + Lortz LLP; Karen S. Canady

(57) **CLAIM**

The ornamental design for a combined watch and band, as shown and described.

DESCRIPTION

A portion of the disclosure of this patent document contains material to which a claim for copyright is made. The copyright owner has no objection to the facsimile reproduction by anyone of the patent document or the patent disclosure, as it appears in the Patent and Trademark Office patent file or records, but reserves all other copyrights whatsoever.

FIG. 1 is a front view of a combined watch and band, showing my new design;

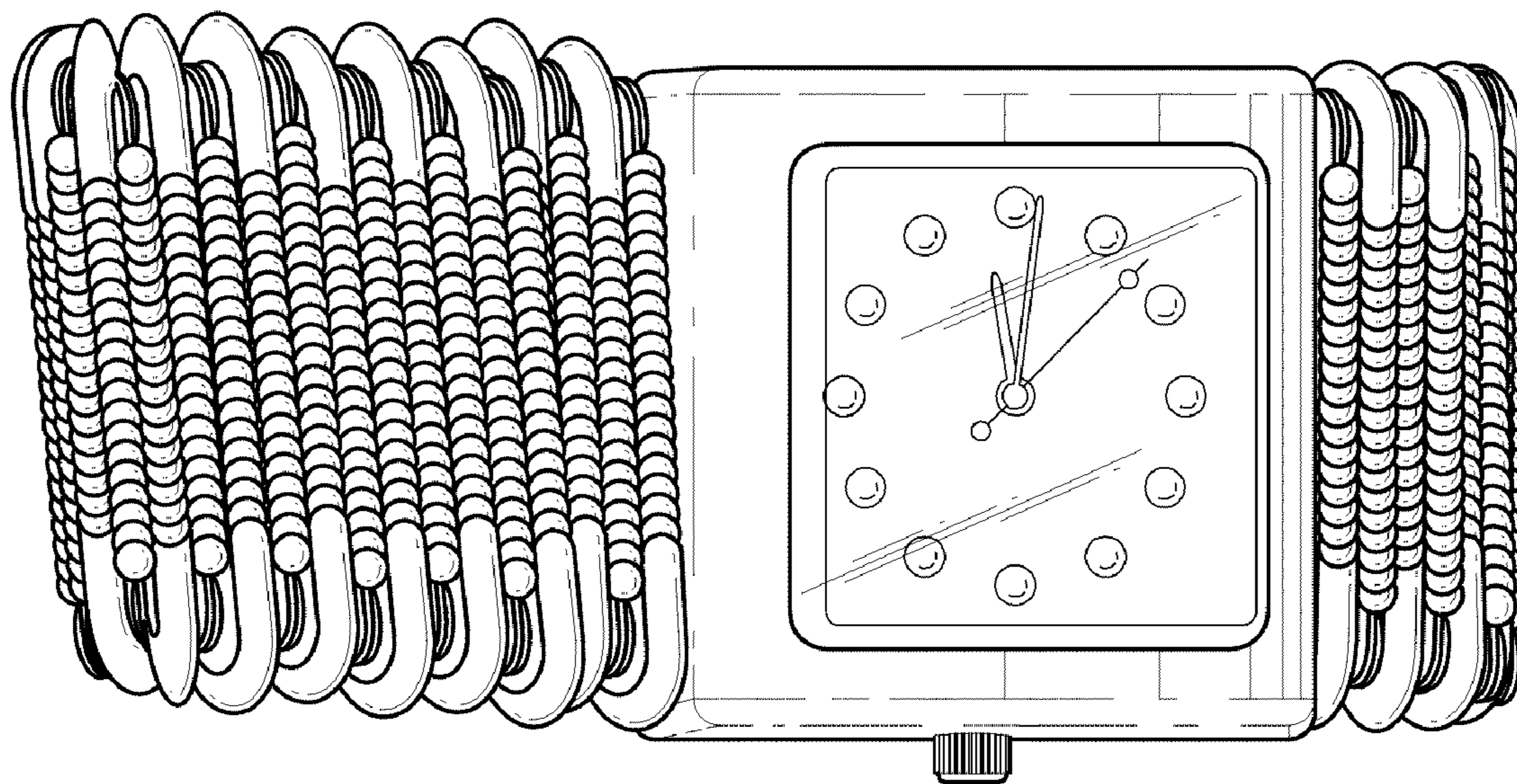
FIG. 2 is a rear view thereof;

FIG. 3 is a fragmentary view showing a portion of the band in a stretched position;

FIG. 4 is a rear view of the band turned inside-out; and,

FIG. 5 is a side view of the combined watch and band.

1 Claim, 5 Drawing Sheets



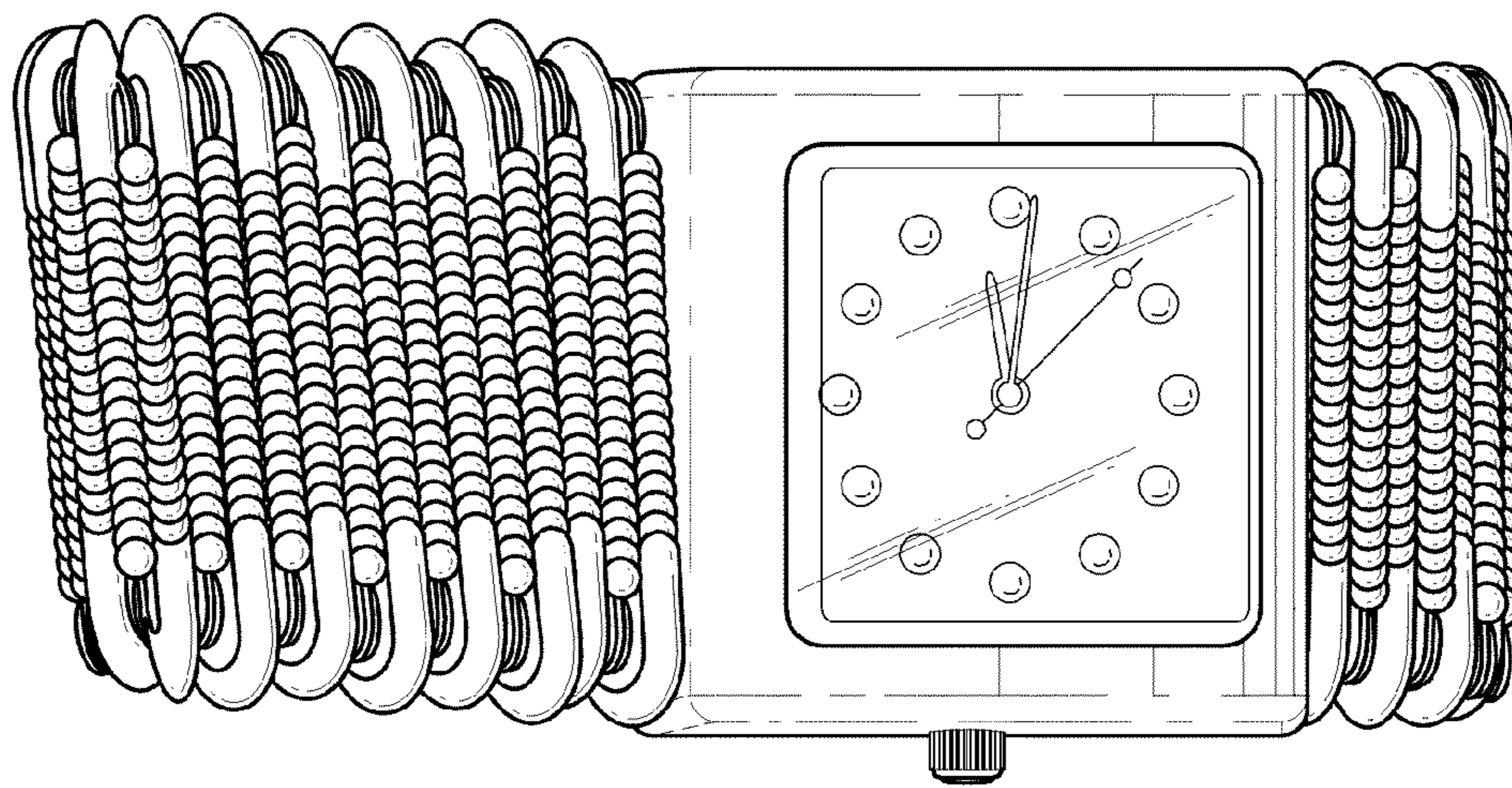


FIG. 1

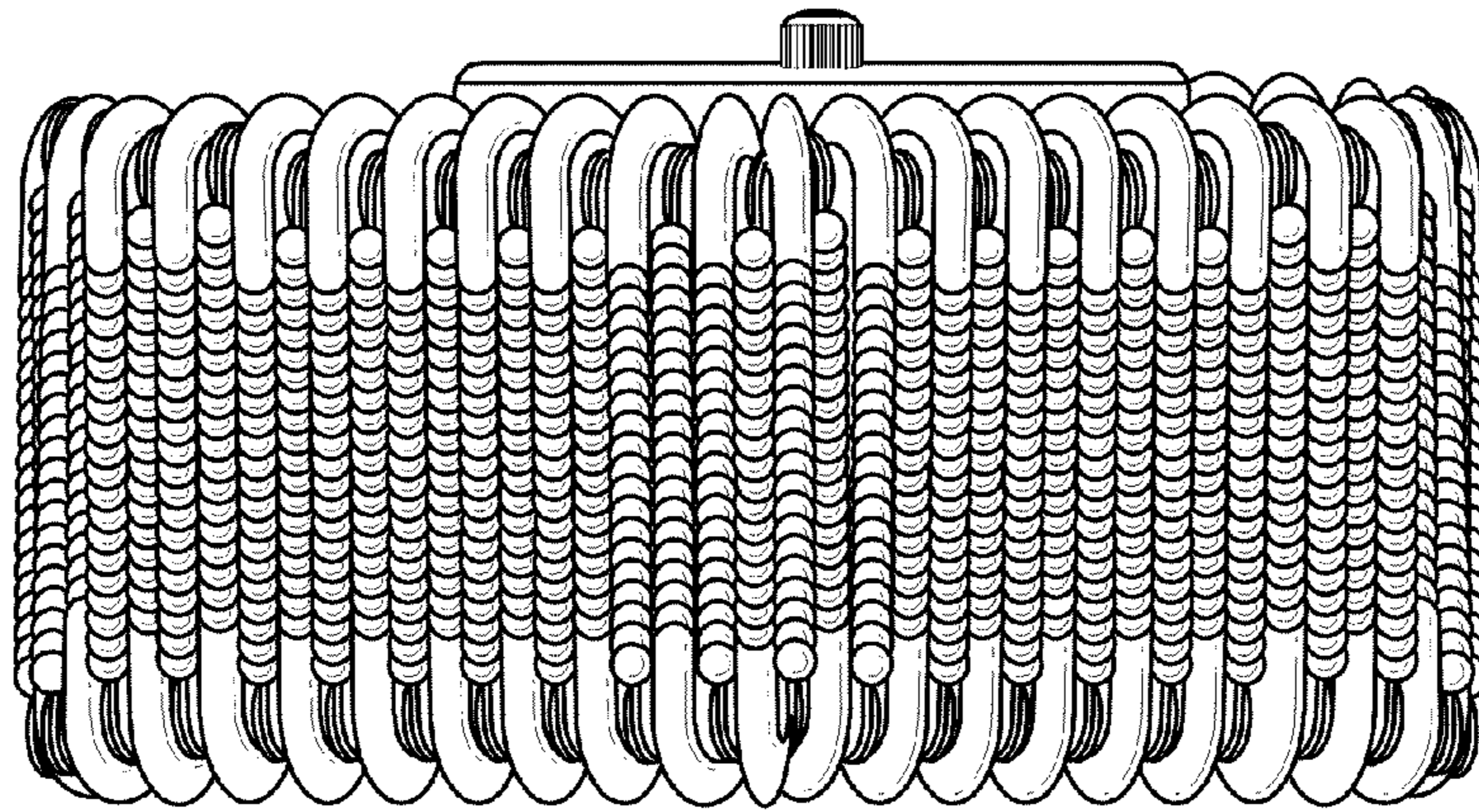


FIG. 2

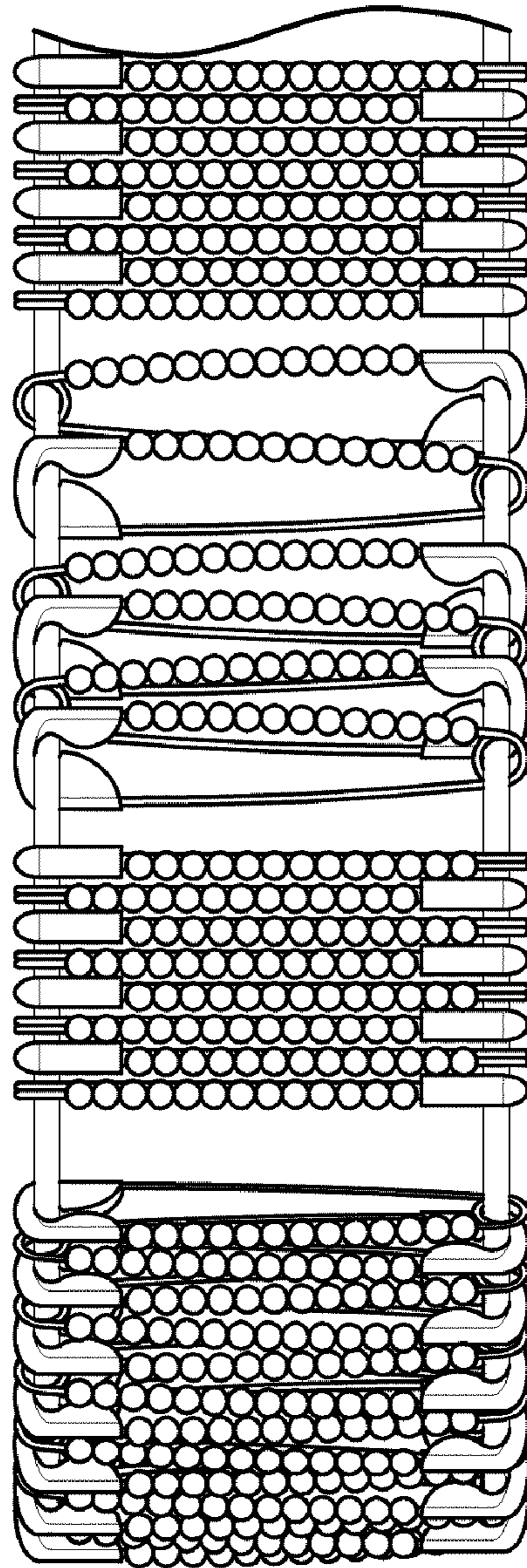


FIG. 3

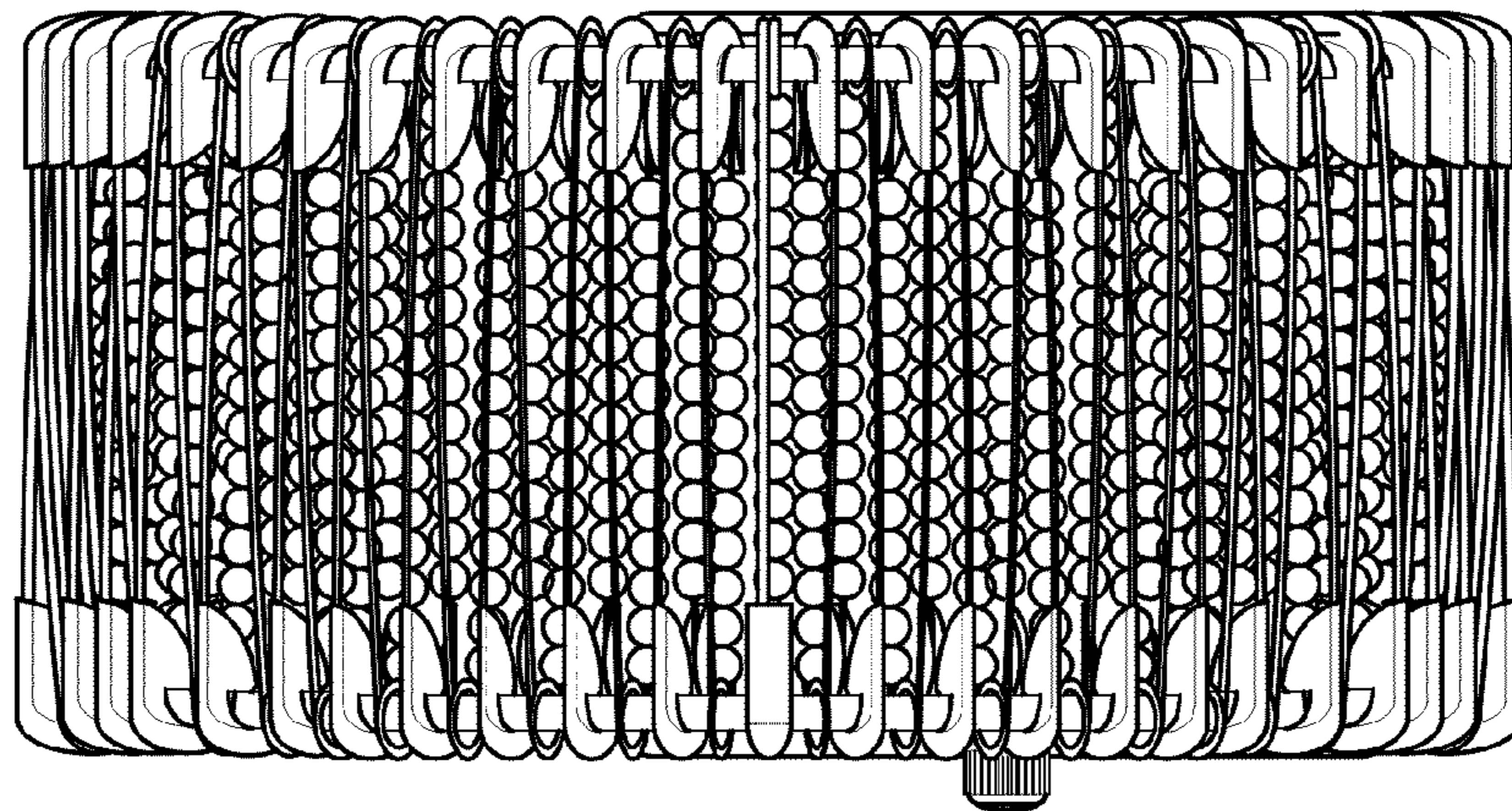


FIG. 4

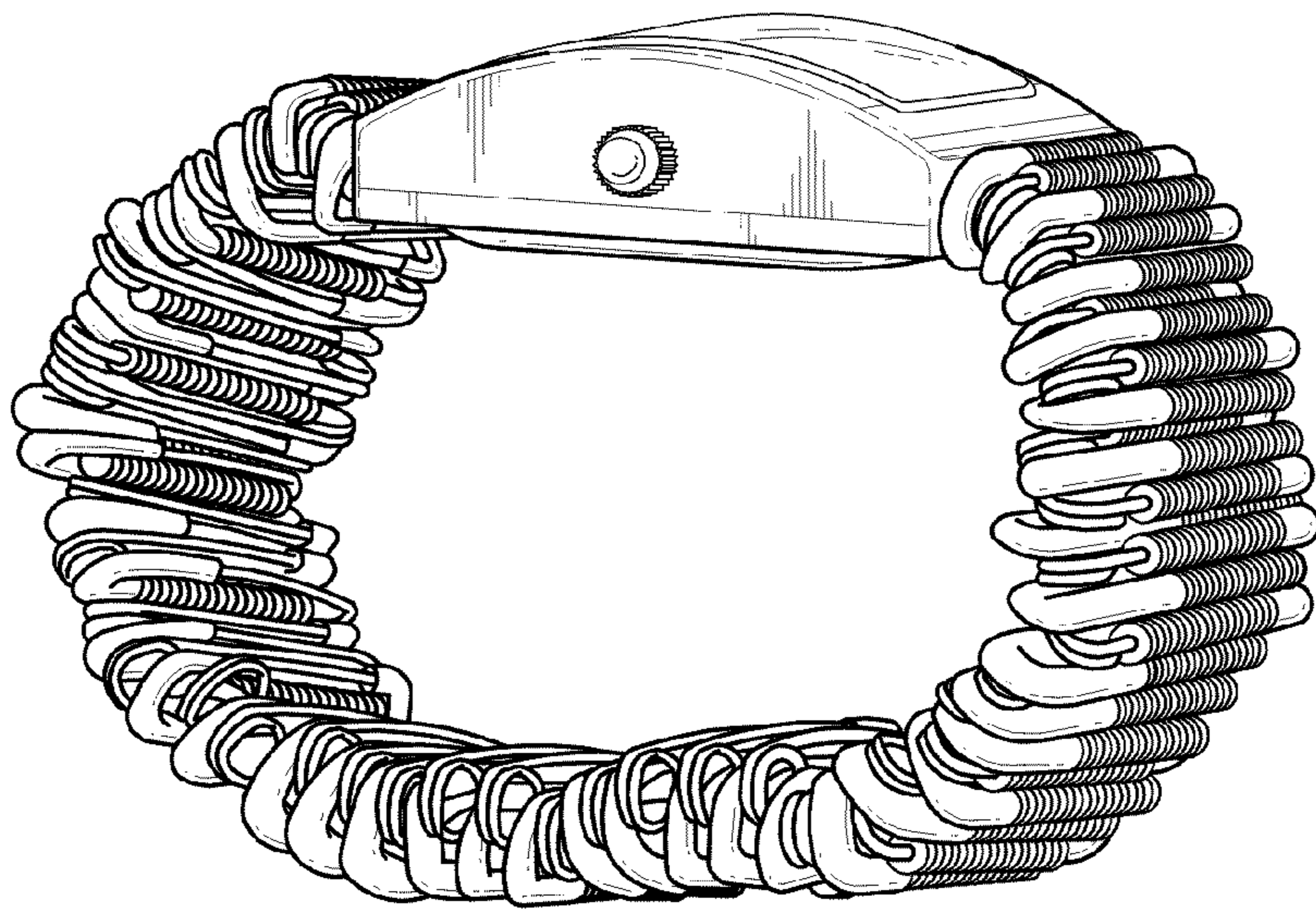


FIG. 5