



US00D546704S

(12) **United States Design Patent**  
**Langlois**

(10) **Patent No.:** **US D546,704 S**

(45) **Date of Patent:** **\*\* Jul. 17, 2007**

(54) **PRODUCT DISPENSER**

(75) Inventor: **Yohann Langlois**, Feuquières en Vimeu (FR)

(73) Assignee: **Rexam Dispensing Systems**, Le Treport (FR)

(\*\*) Term: **14 Years**

(21) Appl. No.: **29/232,233**

(22) Filed: **Jun. 16, 2005**

(30) **Foreign Application Priority Data**

Mar. 23, 2005 (EM) ..... 000313994

(51) **LOC (8) Cl.** ..... **09-03**

(52) **U.S. Cl.** ..... **D9/694**

(58) **Field of Classification Search** ..... D9/694,  
D9/504, 529-530, 544, 560, 572-574; D3/321;  
D7/605; D34/1

See application file for complete search history.

(56) **References Cited**

**U.S. PATENT DOCUMENTS**

- D219,333 S \* 12/1970 Doblin ..... D9/688
- D279,866 S \* 7/1985 Czech ..... D9/692
- D308,329 S \* 6/1990 Battezzore ..... D9/688
- D316,959 S \* 5/1991 Battezzore ..... D9/689
- D319,967 S \* 9/1991 Battezzore ..... D9/689
- 5,176,291 A \* 1/1993 Fillmore et al. .... 222/1
- 5,271,534 A \* 12/1993 Fillmore et al. .... 222/380
- D344,230 S \* 2/1994 Bertolini ..... D9/689
- D466,412 S \* 12/2002 Baskinger et al. .... D9/529

D490,300 S \* 5/2004 Costa ..... D9/690

\* cited by examiner

*Primary Examiner*—Alan P. Douglas

*Assistant Examiner*—Rashida C. McCoy

(74) *Attorney, Agent, or Firm*—Fross Zelnick Lehrman & Zissu, P.C.; Charles T. J. Weigell, Esq.

(57) **CLAIM**

The ornamental design for a product dispenser, as shown and described.

**DESCRIPTION**

FIG. 1 is a front perspective view of a product dispenser, showing my new design;

FIG. 2 is a front view of the product dispenser shown in FIG. 1;

FIG. 3 is a rear view of the product dispenser shown in FIG. 1;

FIG. 4 is a left side view of the product dispenser shown in FIG. 1;

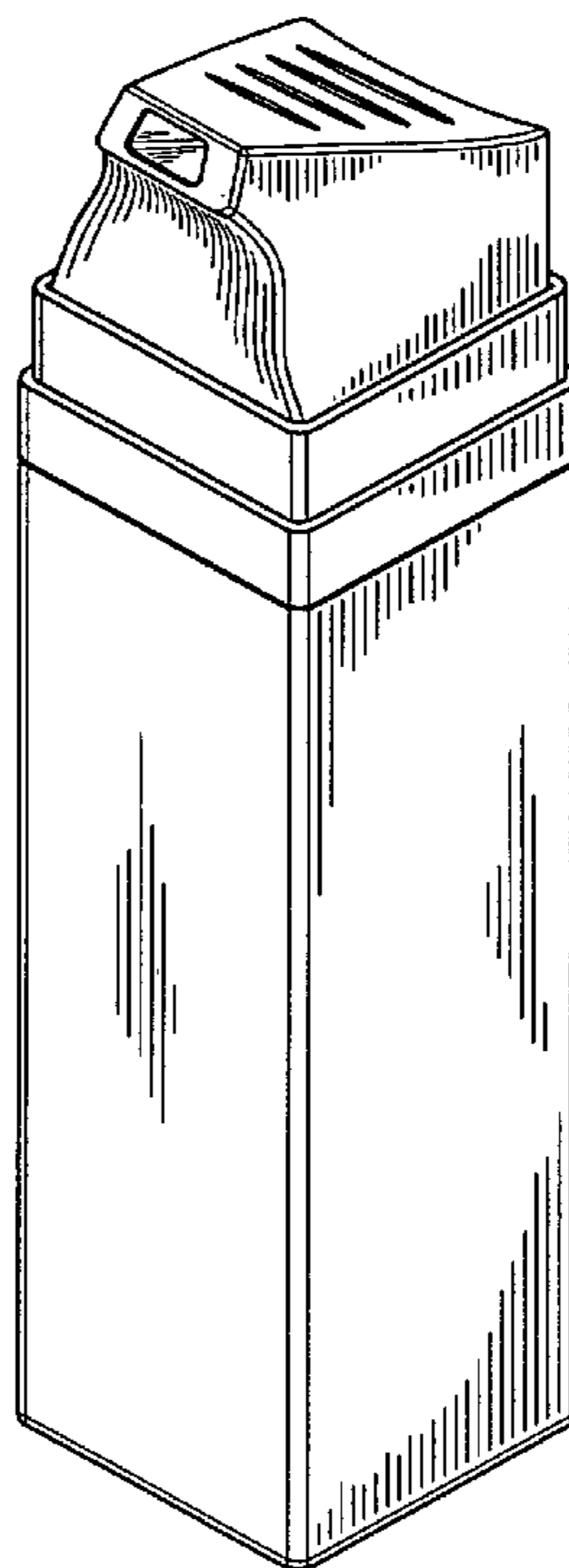
FIG. 5 is a right side view of the product dispenser shown in FIG. 1;

FIG. 6 is a top view of the product dispenser shown in FIG. 1; and,

FIG. 7 is a bottom view of the product dispenser shown in FIG. 1.

The broken line showing of the body of the dispenser is for illustrative purposes only and forms no part of the claimed design.

**1 Claim, 4 Drawing Sheets**



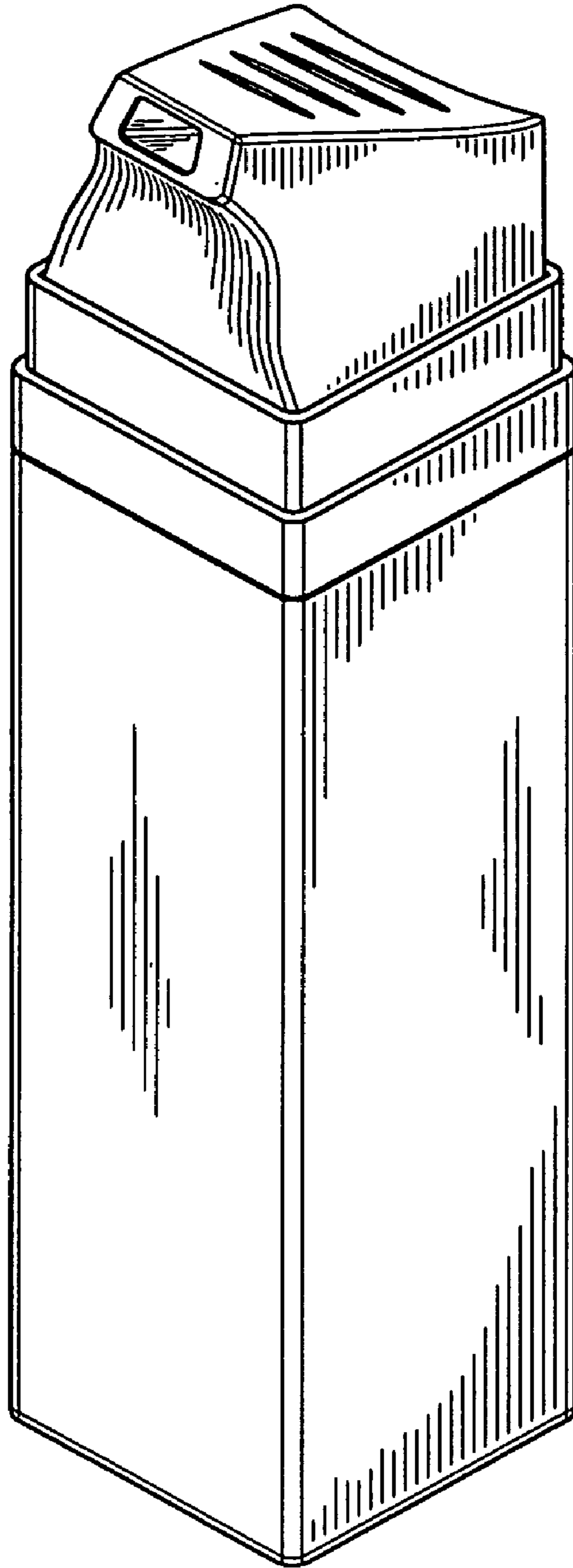


FIG. 1

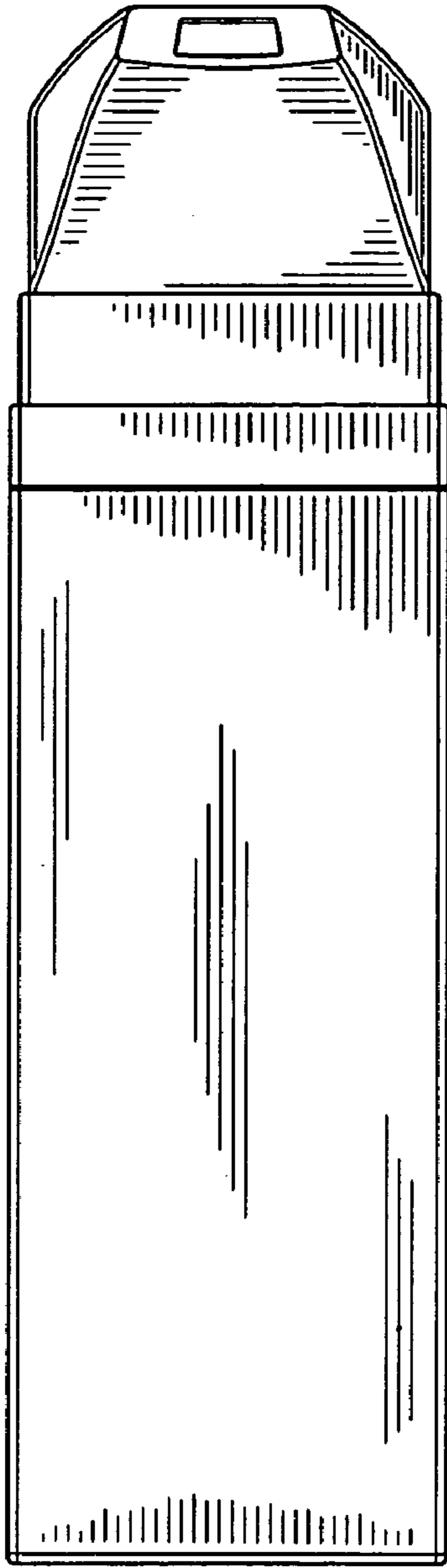


FIG. 2

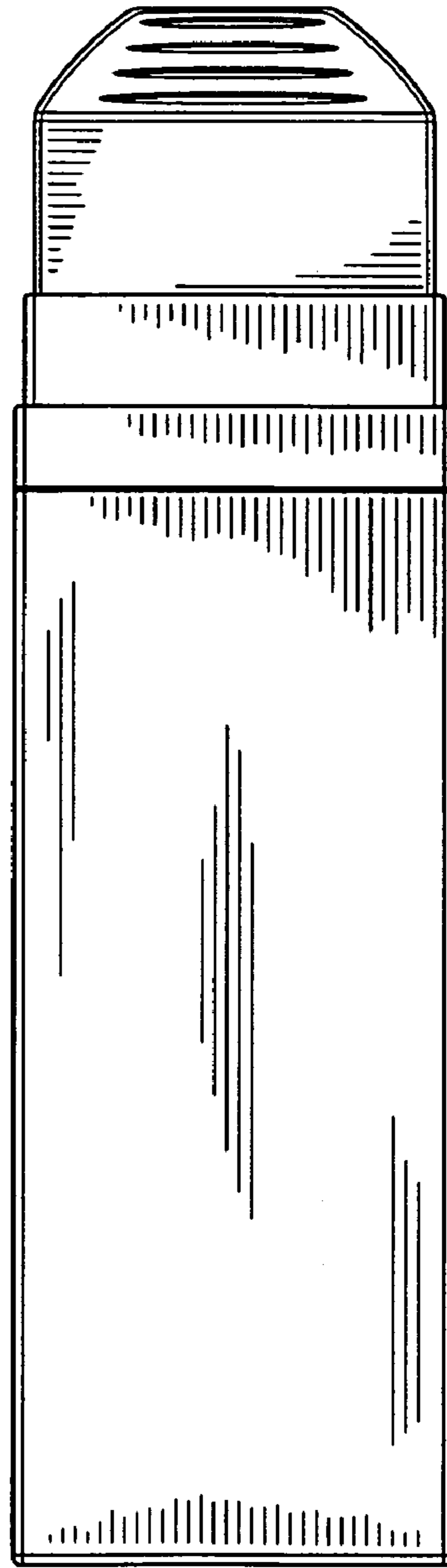
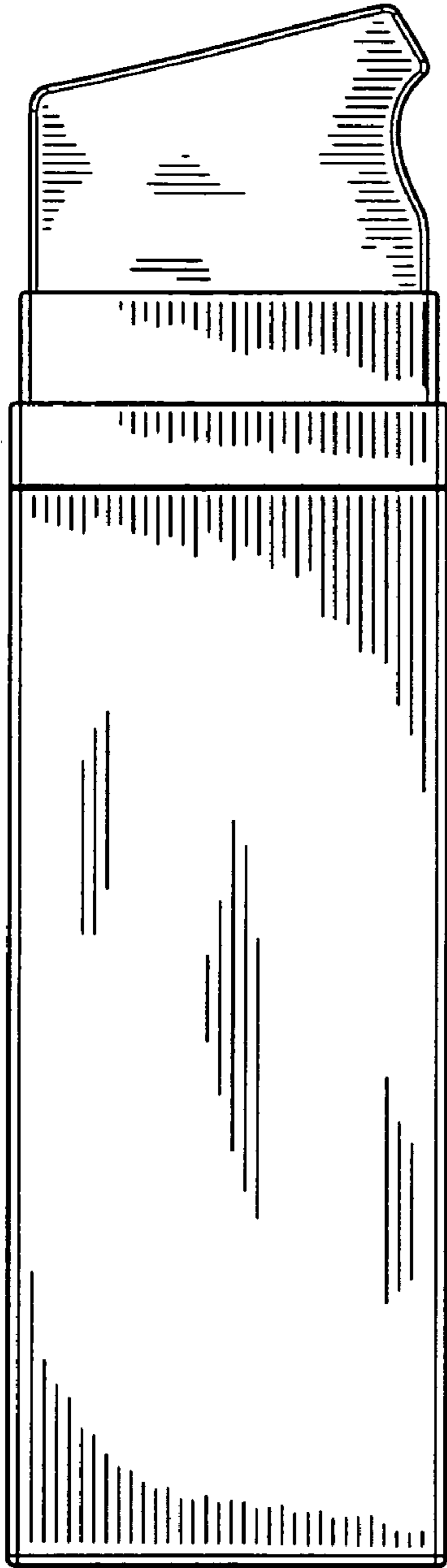
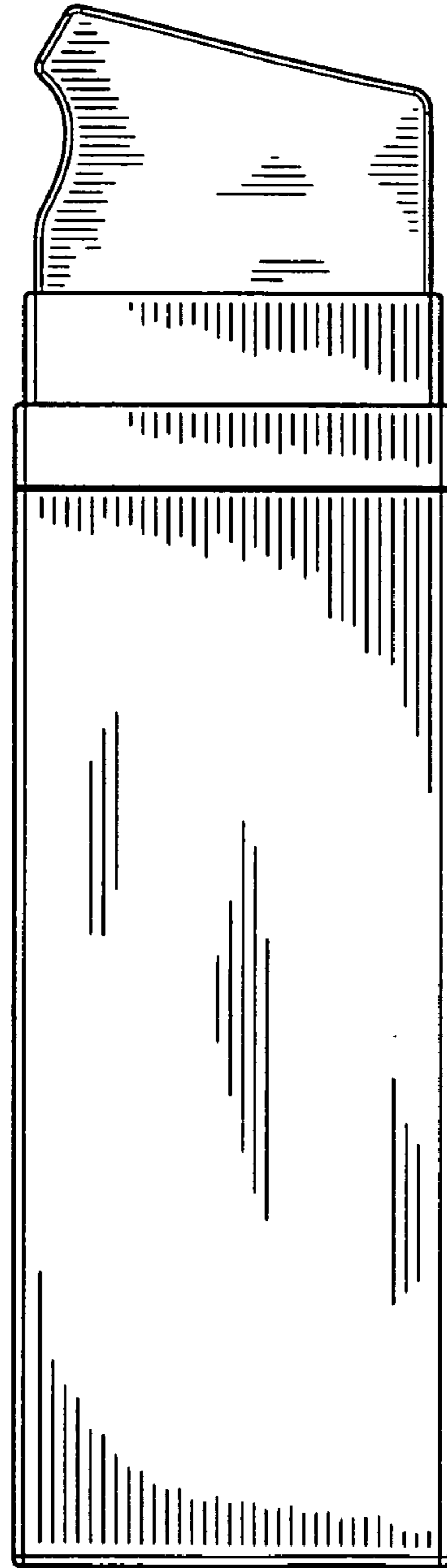


FIG. 3



**FIG. 4**



**FIG. 5**




FIG. 6




FIG. 7