

US00D546697S

(12) **United States Design Patent**  
**Schnipper et al.**

(10) **Patent No.:** **US D546,697 S**

(45) **Date of Patent:** **\*\* Jul. 17, 2007**

(54) **BOTTLE**

(75) Inventors: **Steven Schnipper**, New York, NY (US); **A. Anthony Garaguso**, Aberdeen, NJ (US); **Paul Morgan Anderson**, Lincroft, NJ (US); **Natalia V. Wheeler**, Clarksville, VA (US); **John David Butcher**, Scotch Plains, NJ (US); **James Michael Pojednic**, Oradeil, NJ (US)

(73) Assignee: **Revlon Consumer Products Corporation**, New York, NY (US)

(\*\*) Term: **14 Years**

(21) Appl. No.: **29/254,612**

(22) Filed: **Feb. 24, 2006**

(51) **LOC (8) Cl.** ..... **09-01**

(52) **U.S. Cl.** ..... **D9/529; D9/552**

(58) **Field of Classification Search** ..... D9/682, D9/686, 688, 690-693, 504, 516, 529, 537-539, D9/549, 551, 556, 558, 565, 430-432, 435, D9/452; 215/381-385, 396, 398, 370-371, 215/378-379; 220/660, 662, 669, 675  
See application file for complete search history.

(56) **References Cited**

**U.S. PATENT DOCUMENTS**

D20,059 S	7/1890	Irwin	
D70,765 S *	8/1926	Jones	D9/556
D101,483 S	10/1936	Mott	
D114,442 S *	4/1939	Dexter	D28/88
D117,276 S	10/1939	Jung	
D135,569 S	4/1943	Buckingham	
D153,194 S	3/1949	Wiedhopf	
D168,932 S	3/1953	Frydlender	

D181,714 S *	12/1957	Du Pree	D9/529
D189,374 S *	11/1960	Harris	D9/504
D195,063 S *	4/1963	Lilling	D9/536
D263,807 S	4/1982	Kingsford	
D286,617 S	11/1986	Goodwin	
D291,656 S *	9/1987	Bussell	D9/690
4,832,060 A *	5/1989	Kingsford	132/293
D305,984 S *	2/1990	Alberghini et al.	D9/500
D307,646 S *	5/1990	Kingsford	D28/76
D313,351 S	1/1991	Mansau	
D319,183 S	8/1991	Halm	
D320,347 S	10/1991	Lucarelli	D9/418
D344,894 S	3/1994	Bareiss	D9/522
D347,172 S *	5/1994	Heynen et al.	D9/775
D376,035 S	11/1996	Boucheron	D28/91.1
5,593,056 A *	1/1997	Mero et al.	215/382
D380,356 S *	7/1997	Husted	D7/679

(Continued)

**FOREIGN PATENT DOCUMENTS**

CA 107564 10/2005

*Primary Examiner*—Carol Rademaker

(74) *Attorney, Agent, or Firm*—Joy S. Goudie

(57) **CLAIM**

The ornamental design for a bottle, as shown and described.

**DESCRIPTION**

FIG. 1 is a front perspective view, the rear perspective view being identical;

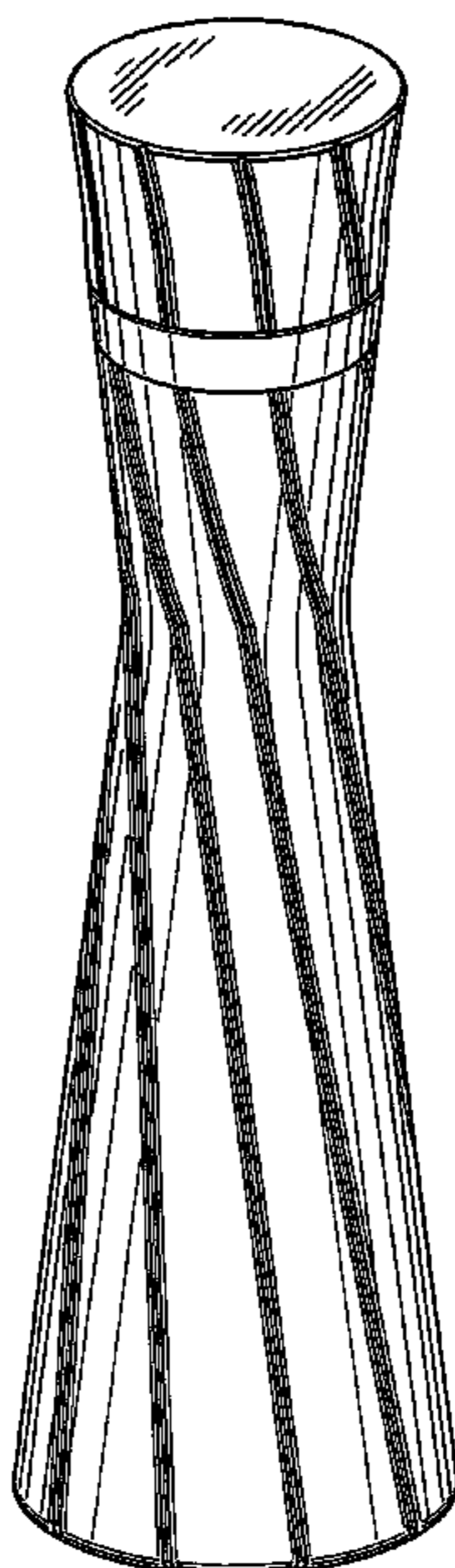
FIG. 2: is a right side elevational view of the bottle.

FIG. 3: is a left side elevational view of the bottle.

FIG. 4: is a bottom plan view of the bottle; and,

FIG. 5: is a top plan view of the bottle.

**1 Claim, 2 Drawing Sheets**



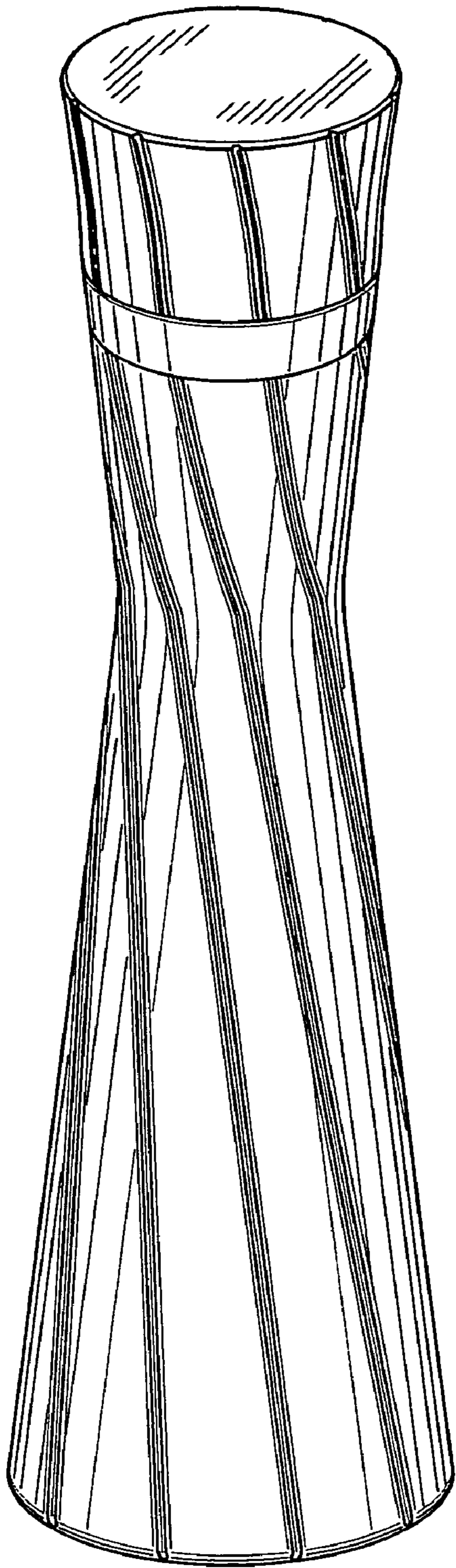
# US D546,697 S

Page 2

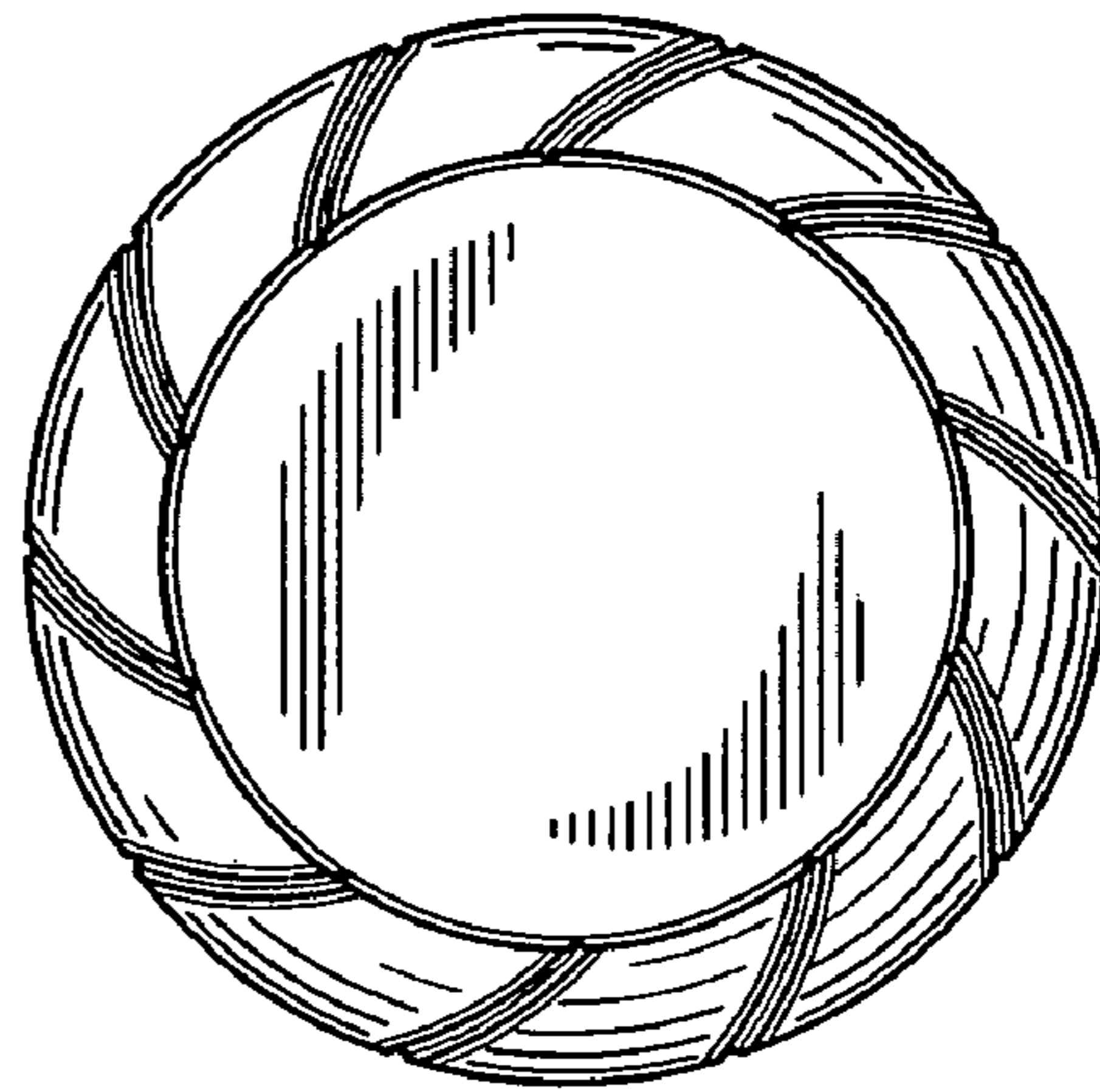
## U.S. PATENT DOCUMENTS

D390,117 S	2/1998	Kan .....	D9/529	D460,697 S	7/2002	Del Bon .....	D9/565
D403,244 S	12/1998	Van Dyk .....	D9/552	D472,147 S *	3/2003	Herrmann .....	D9/504
D406,065 S *	2/1999	Cheng .....	D9/552	D472,148 S	3/2003	Dowd .....	D9/504
D407,317 S	3/1999	Lang .....	D9/552	D479,131 S	9/2003	Warner .....	D9/538
D408,289 S *	4/1999	Swette et al. ....	D9/539	D483,677 S *	12/2003	Zhou .....	D9/552
D411,458 S	6/1999	de Baschmakoff .....	D9/544	D489,268 S	5/2004	Wang .....	D9/522
D418,421 S	1/2000	Mansau .....	D9/529	D506,392 S	6/2005	Dedancourt .....	D9/522
D426,163 S *	6/2000	Safadi et al. ....	D9/538	D512,938 S	12/2005	Morris et al. ....	D11/131
D438,789 S *	3/2001	Choe et al. ....	D9/724	D518,382 S *	4/2006	McGuinness .....	D9/504
6,213,326 B1 *	4/2001	Denner et al. ....	215/383	2007/0068894 A1 *	3/2007	Iwashita et al. ....	215/382

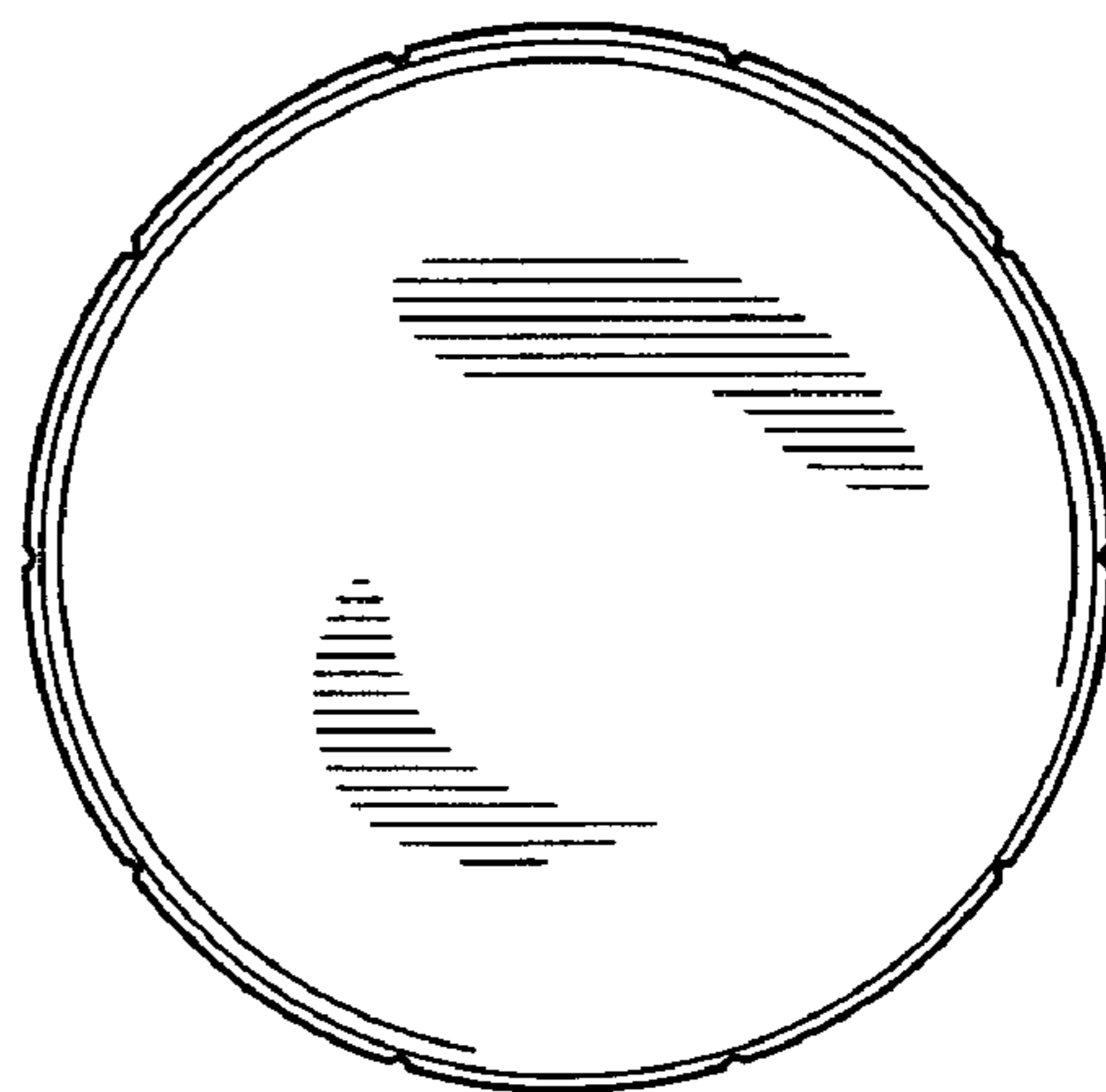
\* cited by examiner



**FIG. 1**

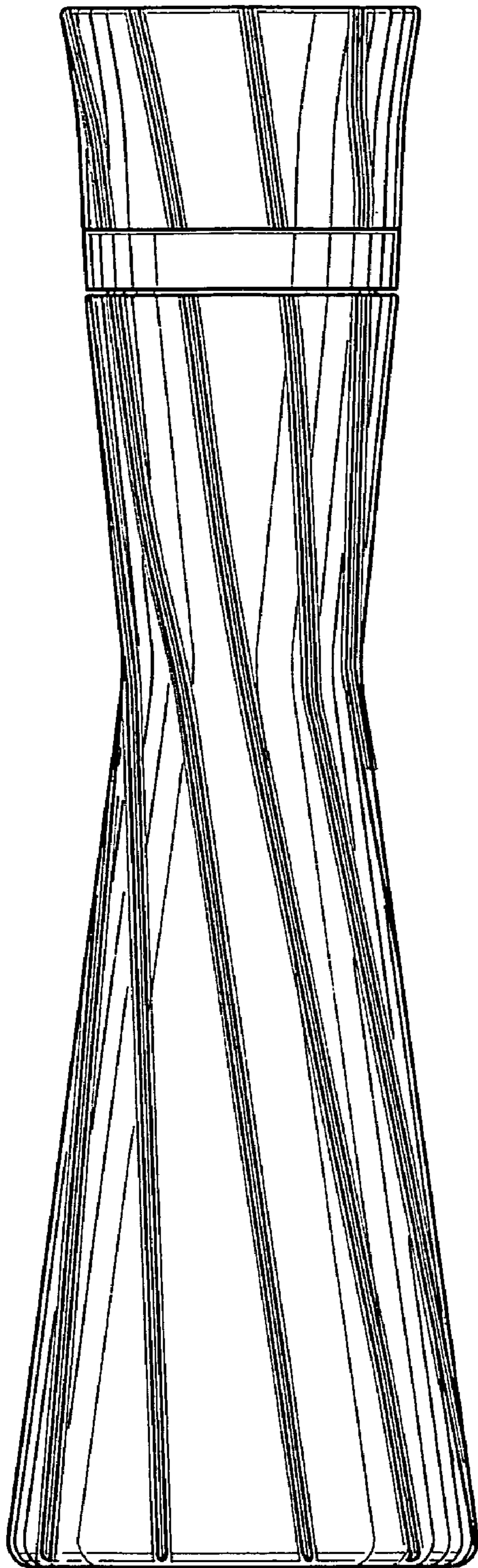


**FIG. 4**

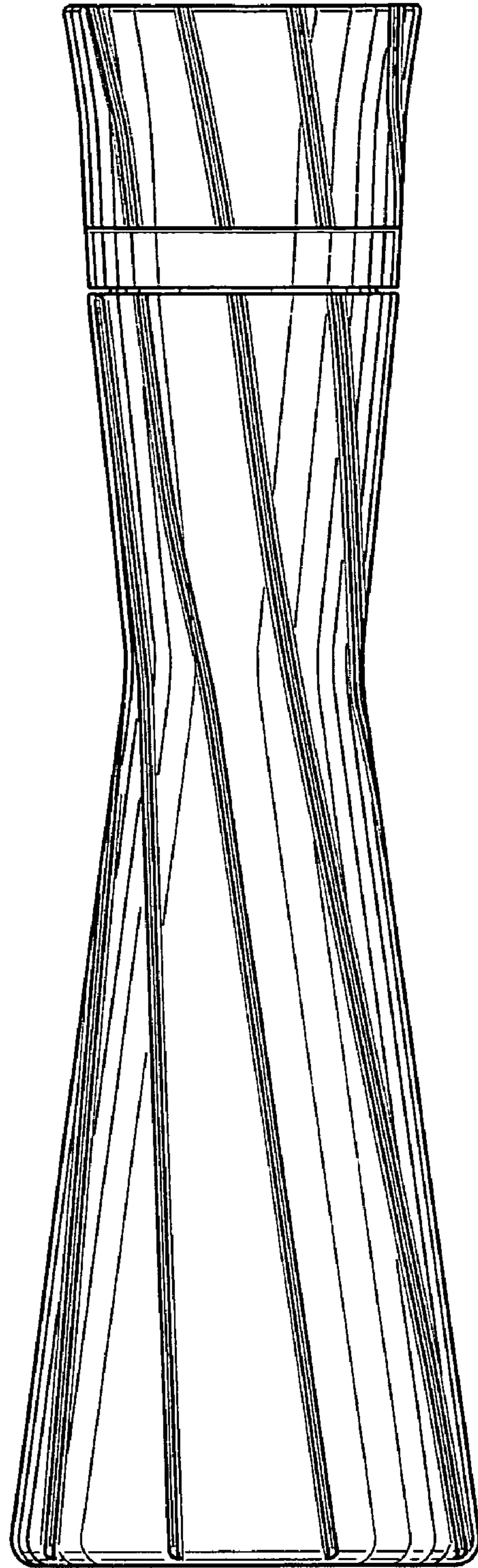


**FIG. 5**





**FIG. 2**



**FIG. 3**