



US00D546686S

(12) **United States Design Patent**
Warner

(10) **Patent No.:** **US D546,686 S**
(45) **Date of Patent:** **** Jul. 17, 2007**

(54) **BOTTLE**
(75) Inventor: **Jim F. Warner**, Westfield, NJ (US)
(73) Assignee: **Miller Products Company**, Milwaukee, WI (US)
(**) Term: **14 Years**

D475,926 S * 6/2003 Rusnock et al. D9/502
D476,896 S * 7/2003 Cheng et al. D9/520
D477,533 S * 7/2003 Kornick et al. D9/500
D477,534 S * 7/2003 Kornick et al. D9/500
D477,537 S * 7/2003 Kornick et al. D9/554
D477,538 S * 7/2003 Kornick et al. D9/554
D489,983 S 5/2004 Futral et al.
D489,984 S * 5/2004 Futral et al. D9/500

(21) Appl. No.: **29/261,489**
(22) Filed: **Jun. 14, 2006**

FOREIGN PATENT DOCUMENTS

WO DM/065303 * 3/2004

* cited by examiner

(51) **LOC (8) Cl.** **09-01**
(52) **U.S. Cl.** **D9/502**
(58) **Field of Classification Search** D9/500,
D9/502-504, 516, 520, 529, 549-552, 557-558;
215/379-382; 220/660-663, 669-671
See application file for complete search history.

Primary Examiner—Ian Simmons
Assistant Examiner—Dana Sipos
(74) *Attorney, Agent, or Firm*—Quarles & Brady LLP

(57) **CLAIM**

The ornamental design for a bottle, as shown and described.

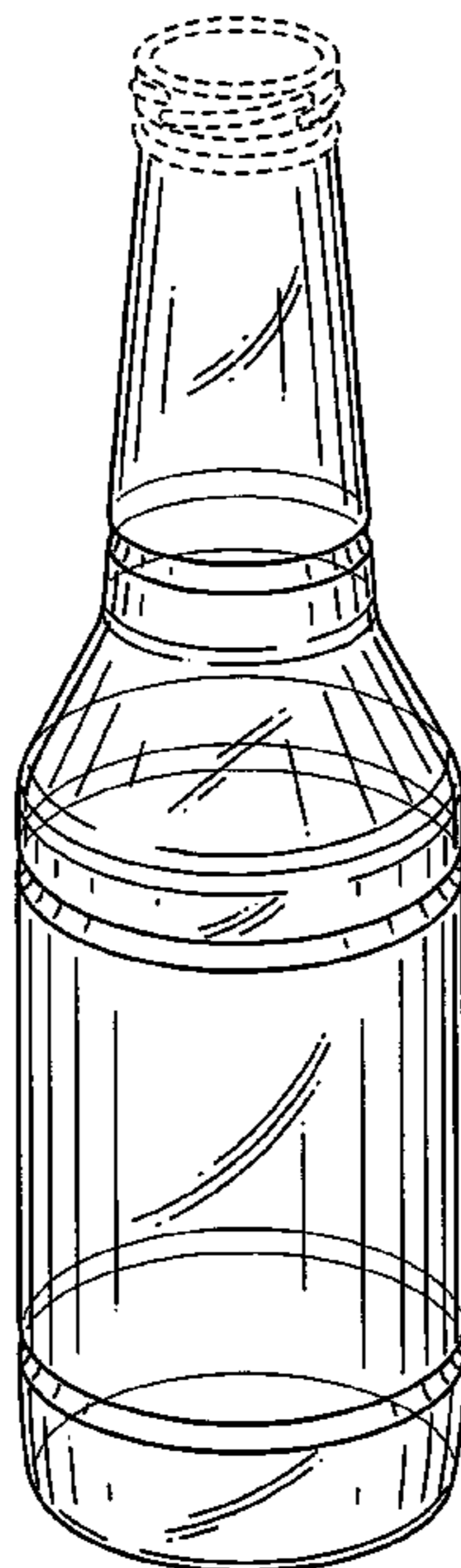
(56) **References Cited**
U.S. PATENT DOCUMENTS

DESCRIPTION

D76,231 S 9/1928 Ginter
D153,586 S 5/1949 D'Addario
D258,198 S 2/1981 Segal
D260,239 S 8/1981 Barrash
D301,203 S * 5/1989 Jolly et al. D9/500
D309,711 S * 8/1990 Biesecker D9/500
D328,420 S * 8/1992 Miller D9/502
D330,334 S * 10/1992 Rusnock et al. D9/500
D357,864 S * 5/1995 Rusnock et al. D9/500
D374,176 S * 10/1996 Sillince et al. D9/719
D422,490 S * 4/2000 Nemeth et al. D9/649
D450,589 S 11/2001 Haake et al.
D452,436 S * 12/2001 Darr et al. D9/500
D459,655 S * 7/2002 Darr et al. D9/502
D461,674 S * 8/2002 Dorney D7/301
D472,811 S * 4/2003 Deubel et al. D9/502

FIG. 1 is an upper perspective view of a bottle embodying my new design;
FIG. 2 is a front elevational view thereof, the left side elevational view, the right side elevational view and the rear elevational view being identical to the front elevational view;
FIG. 3 is a top plan view thereof; and,
FIG. 4 is a bottom plan view thereof.
The dotted line representations of a bottle opening and threads in FIGS. 1-3 and bottom surface contours in FIG. 4 are for illustrative purposes only and form no part of the claimed design.

1 Claim, 2 Drawing Sheets



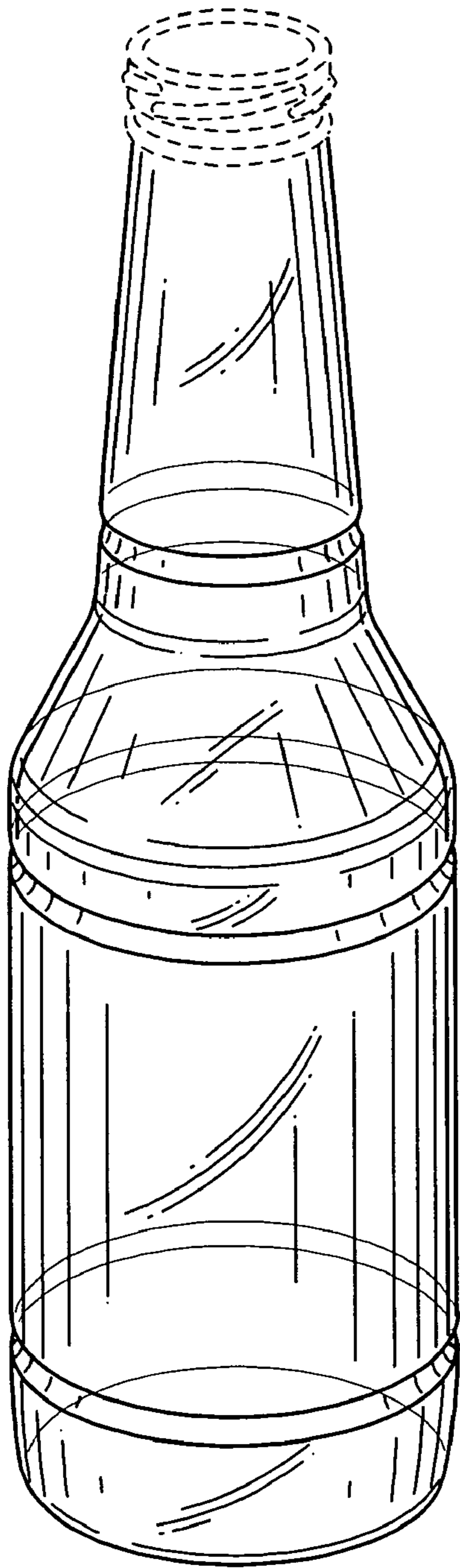


FIG. 1

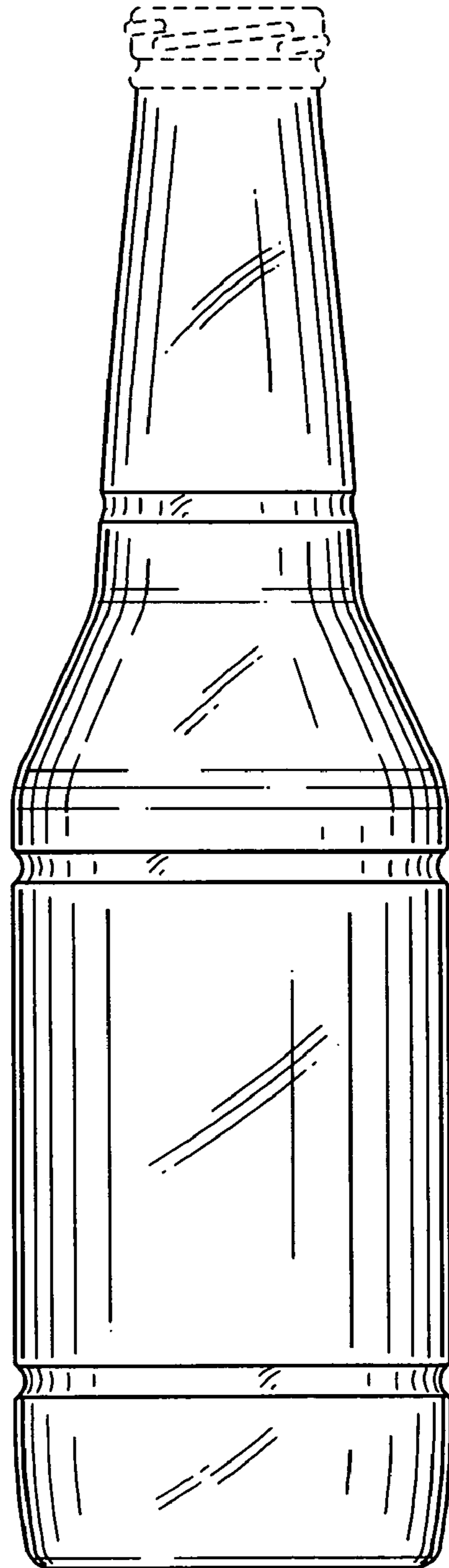


FIG. 2

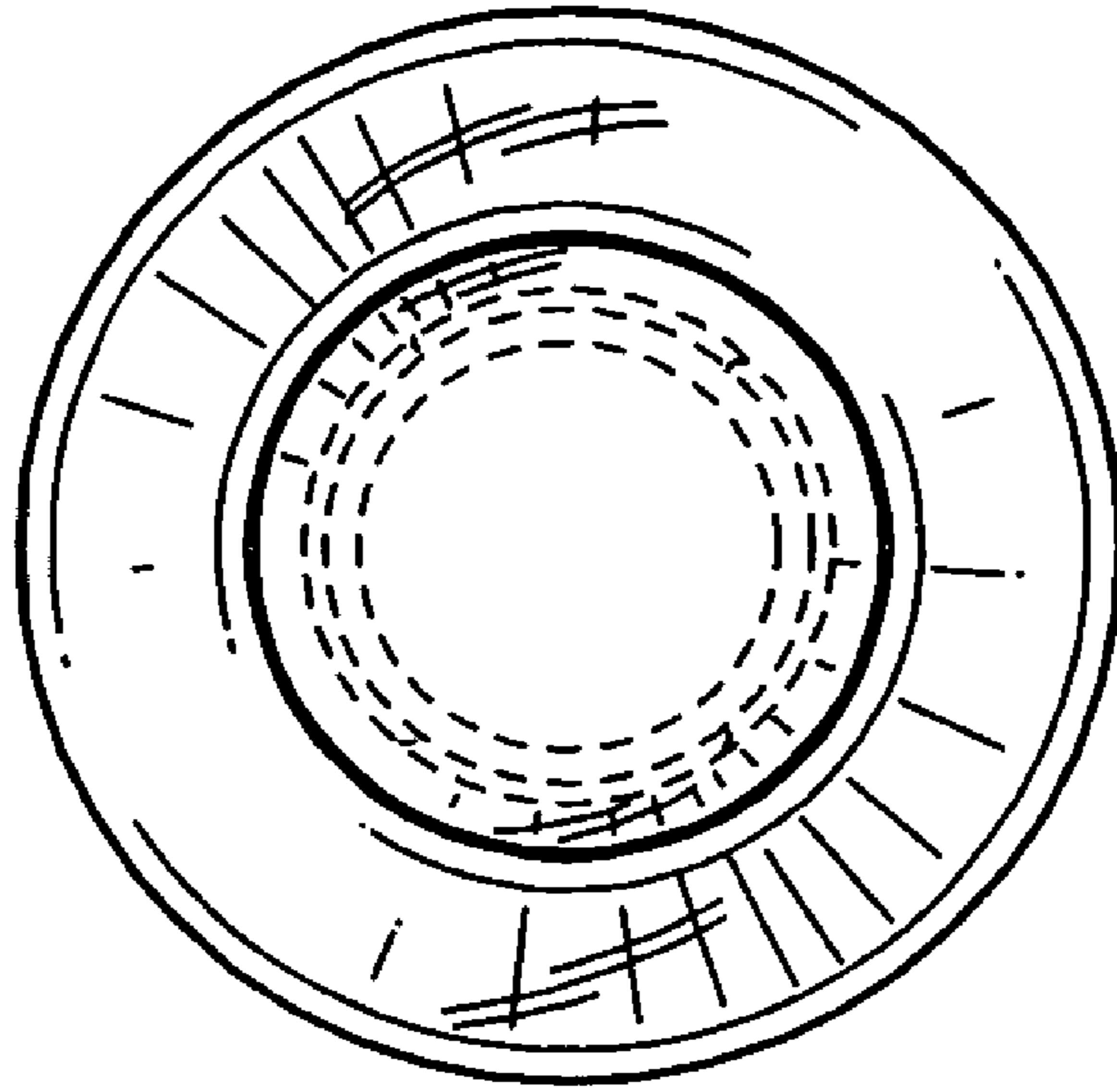


FIG. 3

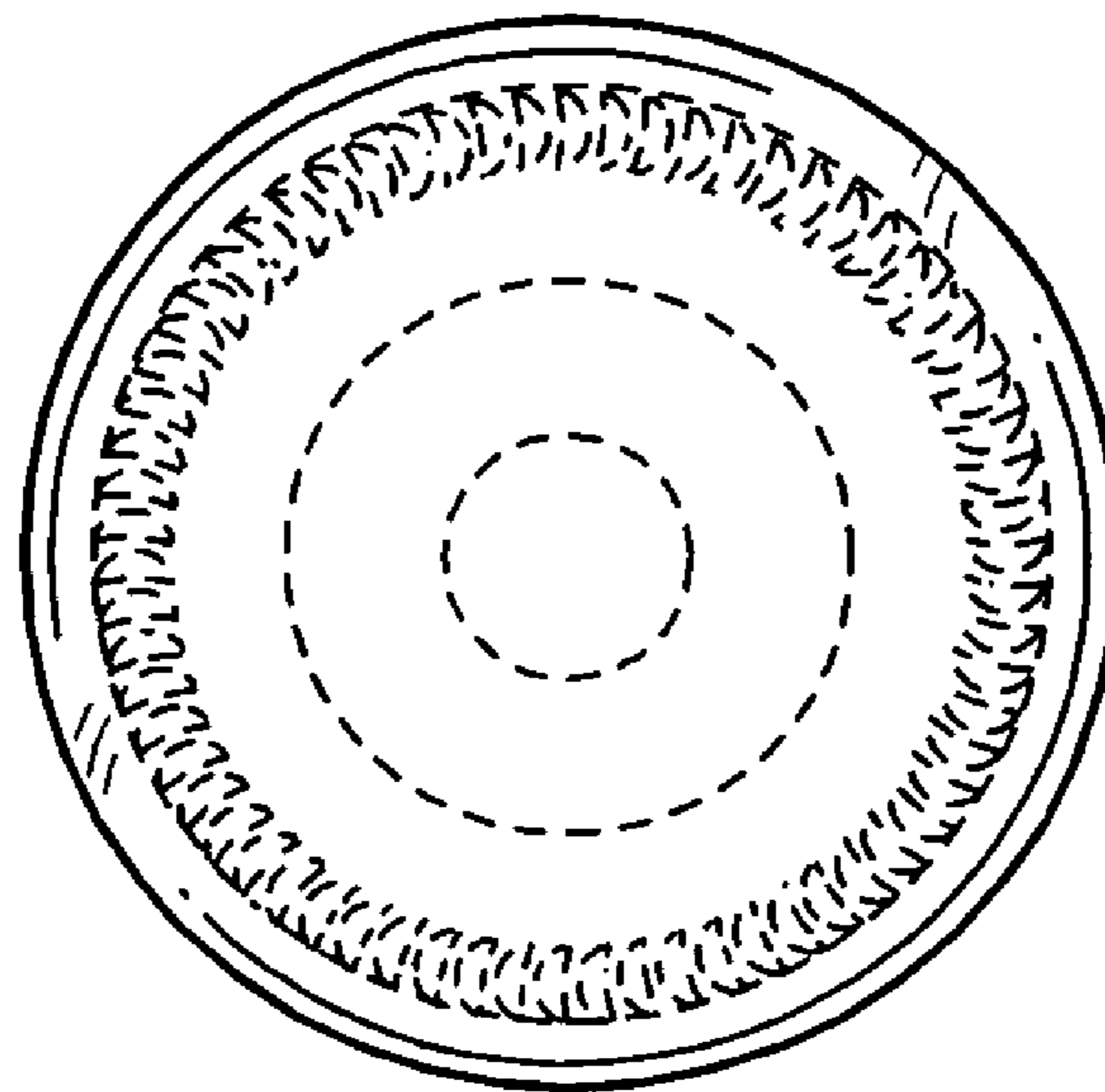


FIG. 4