

US00D546685S

(12) **United States Design Patent** (10) **Patent No.:** **US D546,685 S**  
**Blake** (45) **Date of Patent:** **\*\* Jul. 17, 2007**

(54) **CONTAINER**

(75) Inventor: **Graeme Ashley Blake**, Hamilton (NZ)

(73) Assignee: **Vin Singlz Limited**, Hamilton (NZ)

(\*\*) Term: **14 Years**

(21) Appl. No.: **29/236,619**

(22) Filed: **Aug. 19, 2005**

(30) **Foreign Application Priority Data**

Feb. 28, 2005 (NZ) ..... 405909

(51) **LOC (8) Cl.** ..... **09-01**

(52) **U.S. Cl.** ..... **D9/500**

(58) **Field of Classification Search** ..... D9/500,  
D9/502-503, 505, 516, 530, 537-539, 545,  
D9/549, 557-558, 562; D7/590-591, 596-598,  
D7/679; 215/379-380, 382-383; 220/660-661,  
220/669, 671, 673; D23/211.1-211.2  
See application file for complete search history.

(56) **References Cited**

**U.S. PATENT DOCUMENTS**

251,950 A 1/1882 Robinson  
324,973 A 8/1885 Annable et al.  
419,868 A 1/1890 Murray  
D73,824 S \* 11/1927 Boe ..... D9/502  
D128,406 S \* 7/1941 Soontup et al. .... D9/502  
2,543,427 A 2/1951 Warne  
3,021,977 A 2/1962 Hester  
D230,133 S \* 1/1974 Weckman ..... D9/500  
4,098,439 A 7/1978 Blow, Jr. et al.

D288,904 S \* 3/1987 Weckman ..... D9/500  
4,693,410 A 9/1987 Selz  
D292,824 S \* 11/1987 Babashak ..... D24/224  
D317,059 S \* 5/1991 Menter ..... D26/117  
D461,129 S \* 8/2002 Zutler ..... D9/500  
D461,410 S \* 8/2002 Zutler ..... D9/500  
D461,411 S \* 8/2002 Zutler ..... D9/500  
D462,274 S \* 9/2002 Potts et al. .... D9/558

**FOREIGN PATENT DOCUMENTS**

CA 2077195 3/1994  
GB 364528 12/1931  
GB 541805 12/1941  
GB 576029 3/1946  
GB 1054942 1/1967  
GB 2161134 1/1986  
GB 2310658 9/1997

\* cited by examiner

*Primary Examiner*—Ian Simmons  
*Assistant Examiner*—Dana L. Sipos  
(74) *Attorney, Agent, or Firm*—Young & Thompson

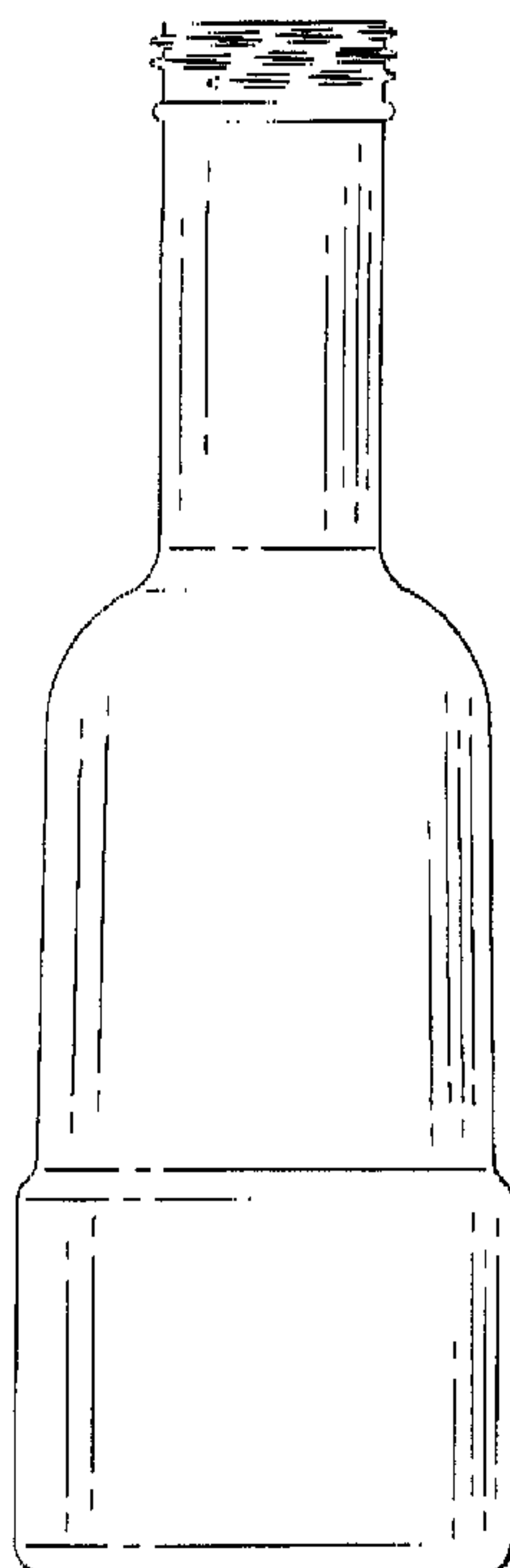
(57) **CLAIM**

The ornamental design for a container, substantially as shown and described.

**DESCRIPTION**

FIG. 1 is a side elevational view of a container showing my new design;  
FIG. 2 is a top perspective view thereof; and,  
FIG. 3 is a top plan view thereof.

**1 Claim, 3 Drawing Sheets**



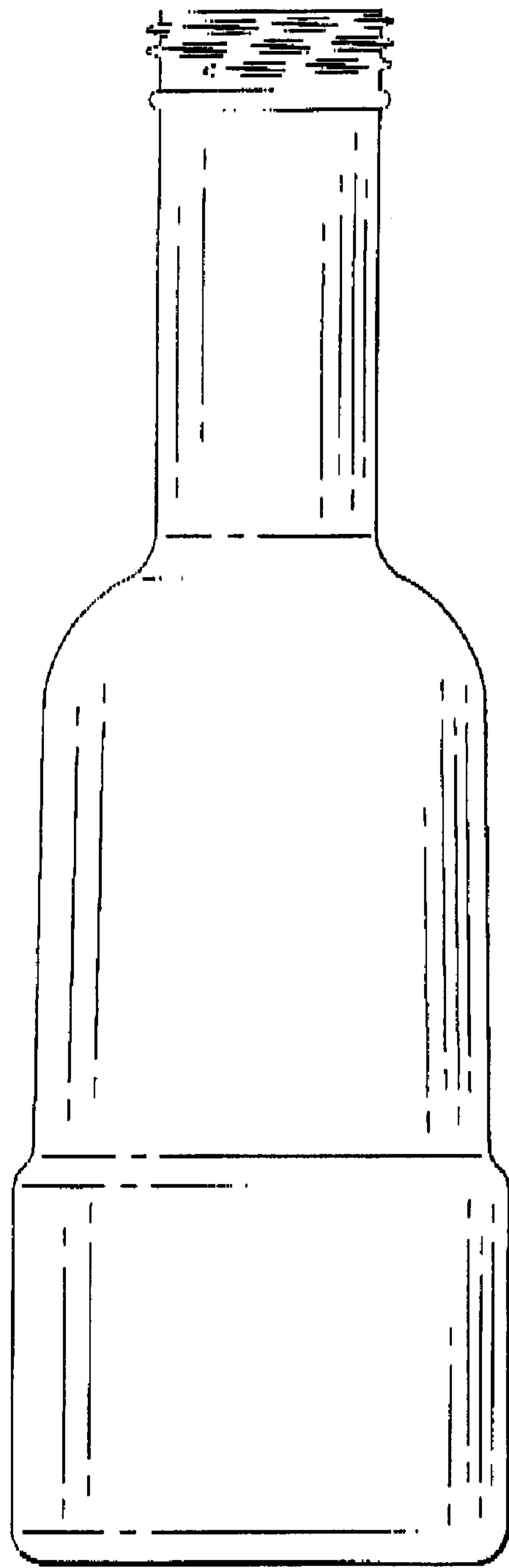
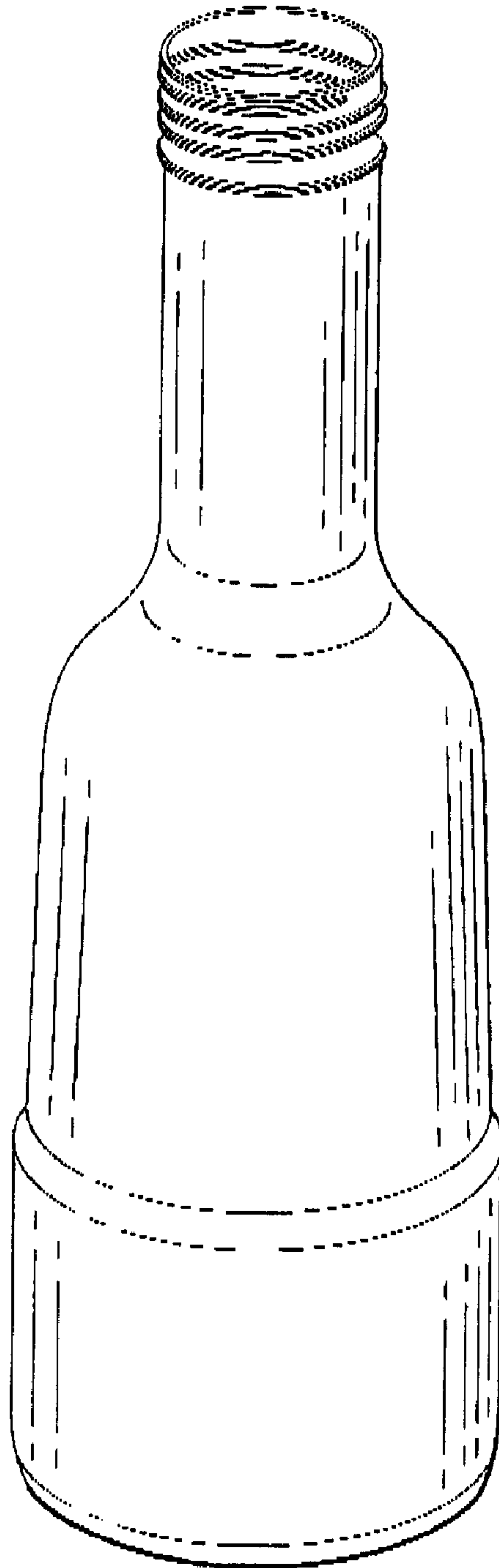
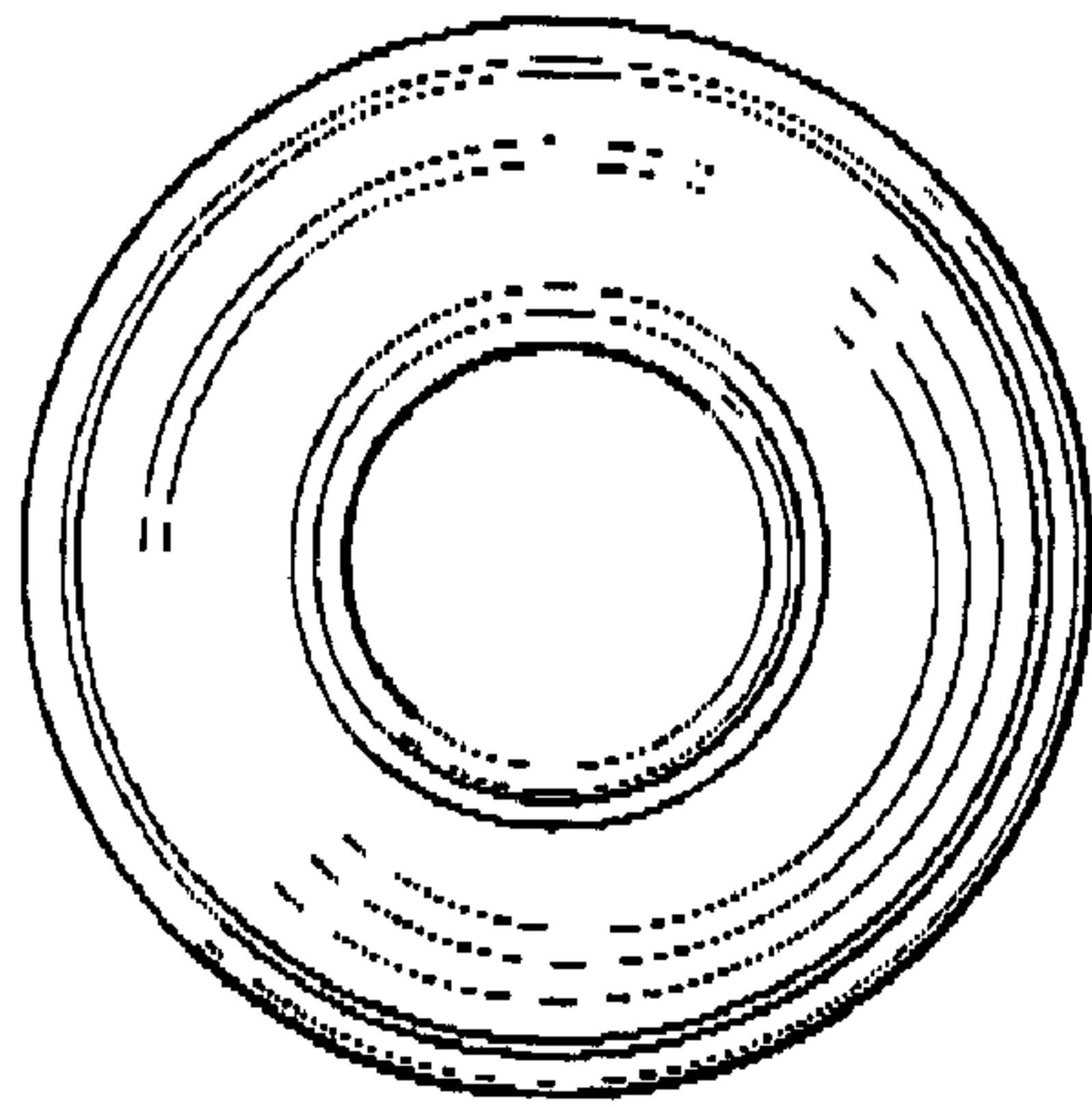


Figure 1



**Figure 2**



**Figure 3**