

US00D546682S

(12) **United States Design Patent** (10) **Patent No.:** **US D546,682 S**
Decottignies et al. (45) **Date of Patent:** **** Jul. 17, 2007**

(54) **DISPENSER HEAD**

(75) Inventors: **Laurent Decottignies**, Cergy (FR);
Alain Behar, Suresnes (FR)

(73) Assignee: **Airlessystems**, Charleval (FR)

(**) Term: **14 Years**

(21) Appl. No.: **29/235,118**

(22) Filed: **Jul. 28, 2005**

(30) **Foreign Application Priority Data**

Jan. 31, 2005 (EM) 000287842

(51) **LOC (8) Cl.** **09-07**

(52) **U.S. Cl.** **D9/448**

(58) **Field of Classification Search** D9/745,
D9/733, 705, 690, 688, 686, 682, 529, 526,
D9/525, 503, 454, 453, 452, 450, 449, 448,
D9/447, 435; D8/14.1; D7/398, 392, 392.1;
D32/45; D28/7, 20; 222/542, 531, 529,
222/213, 207, 541.2-6; 220/717, 713, 254.3-4;
215/235; D19/65, 66, 70, 99, 100

See application file for complete search history.

(56) **References Cited**

U.S. PATENT DOCUMENTS

5,588,560 A * 12/1996 Benedict et al. 222/106
D398,240 S * 9/1998 Willardson D9/523
D518,379 S * 4/2006 Decottignies et al. D9/447

* cited by examiner

Primary Examiner—Robert M. Spear

Assistant Examiner—Susan Bennett Hattan

(74) *Attorney, Agent, or Firm*—Sughrue Mion, PLLC

(57) **CLAIM**

The ornamental design for a dispenser head, as shown.

DESCRIPTION

FIG. 1 is a perspective view of the rear, left and bottom side of a dispenser cap showing our new design;

FIG. 2 is a front elevational view thereof;

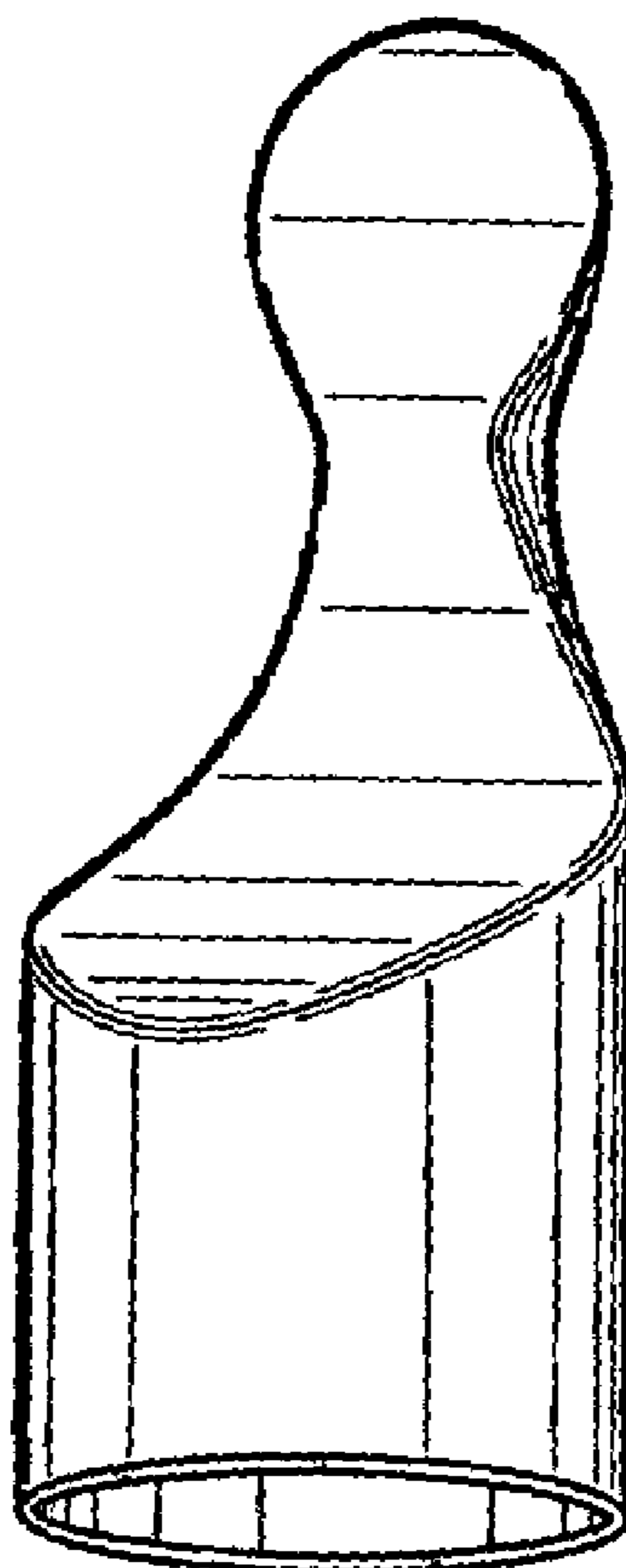
FIG. 3 is a rear elevational view thereof;

FIG. 4 is a left side elevational view thereof;

FIG. 5 is a right side elevational view thereof; and,

FIG. 6 is a top plan view thereof.

1 Claim, 4 Drawing Sheets



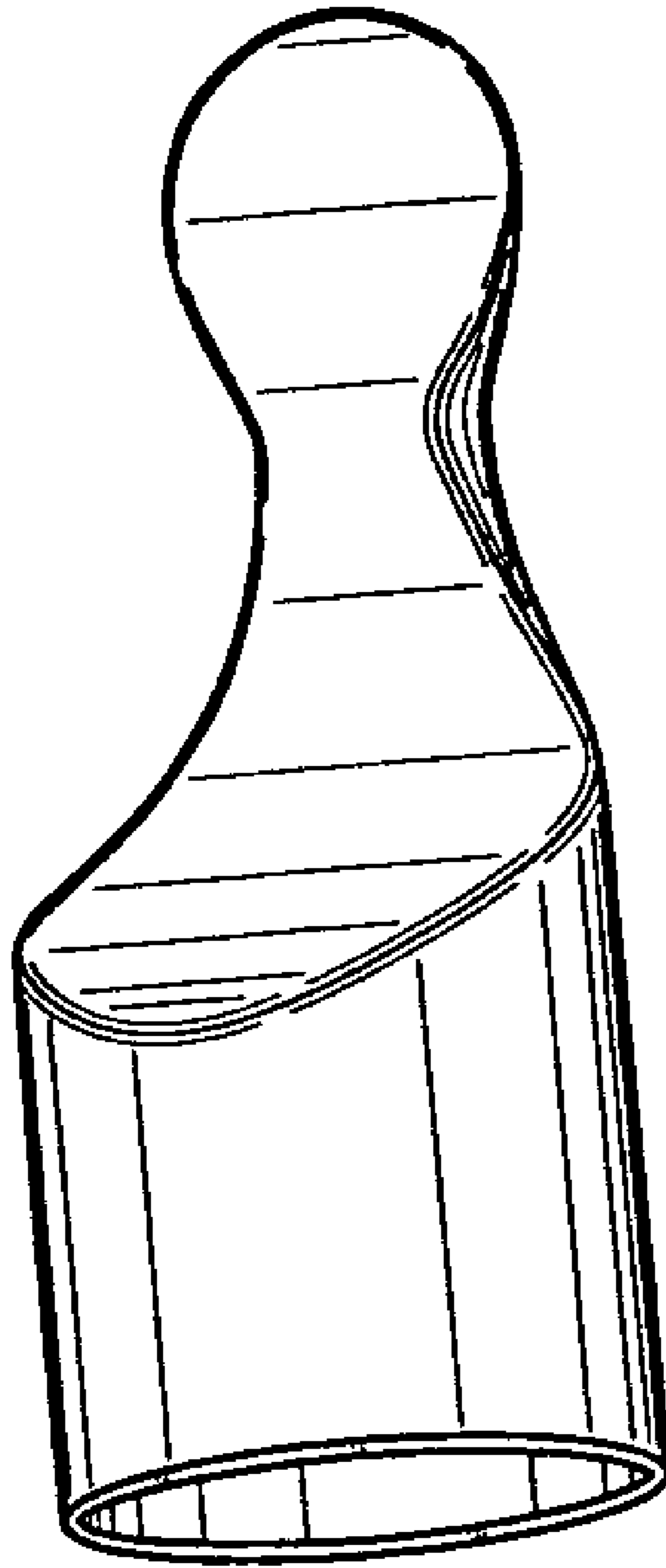


Fig. 1

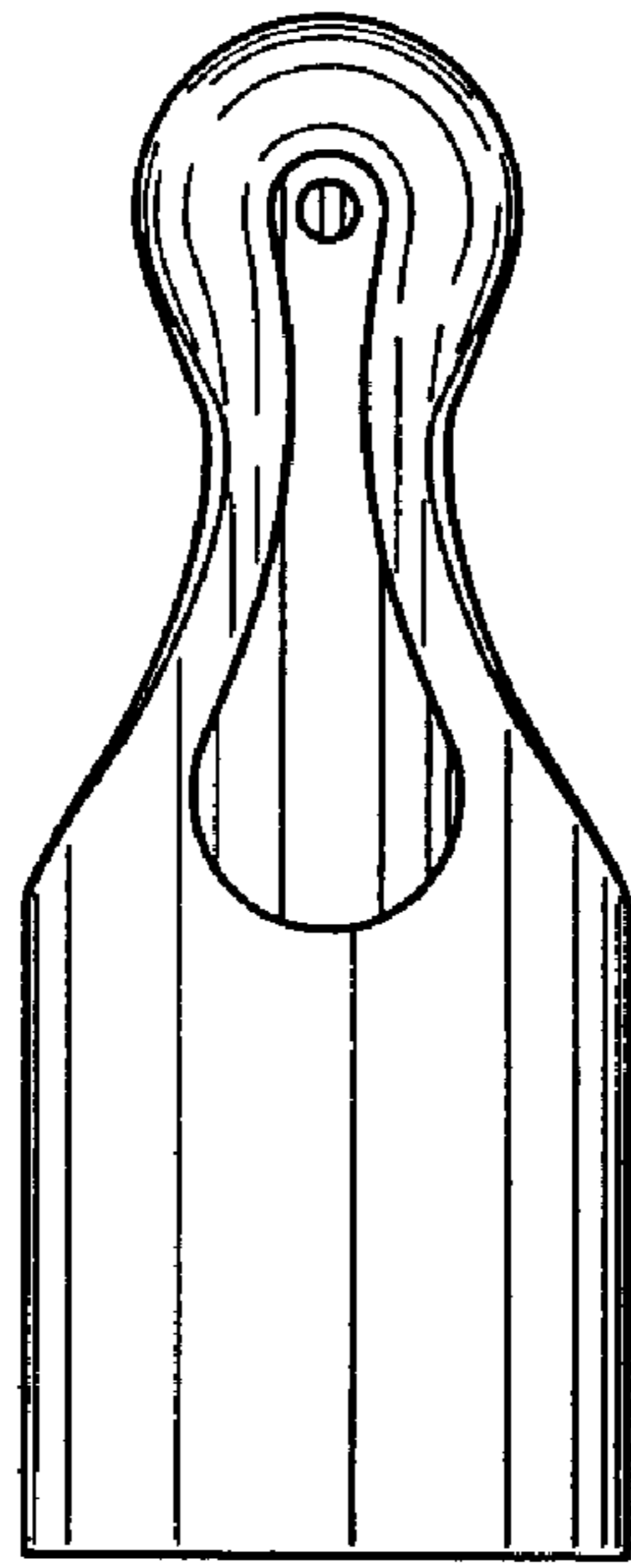


Fig. 2

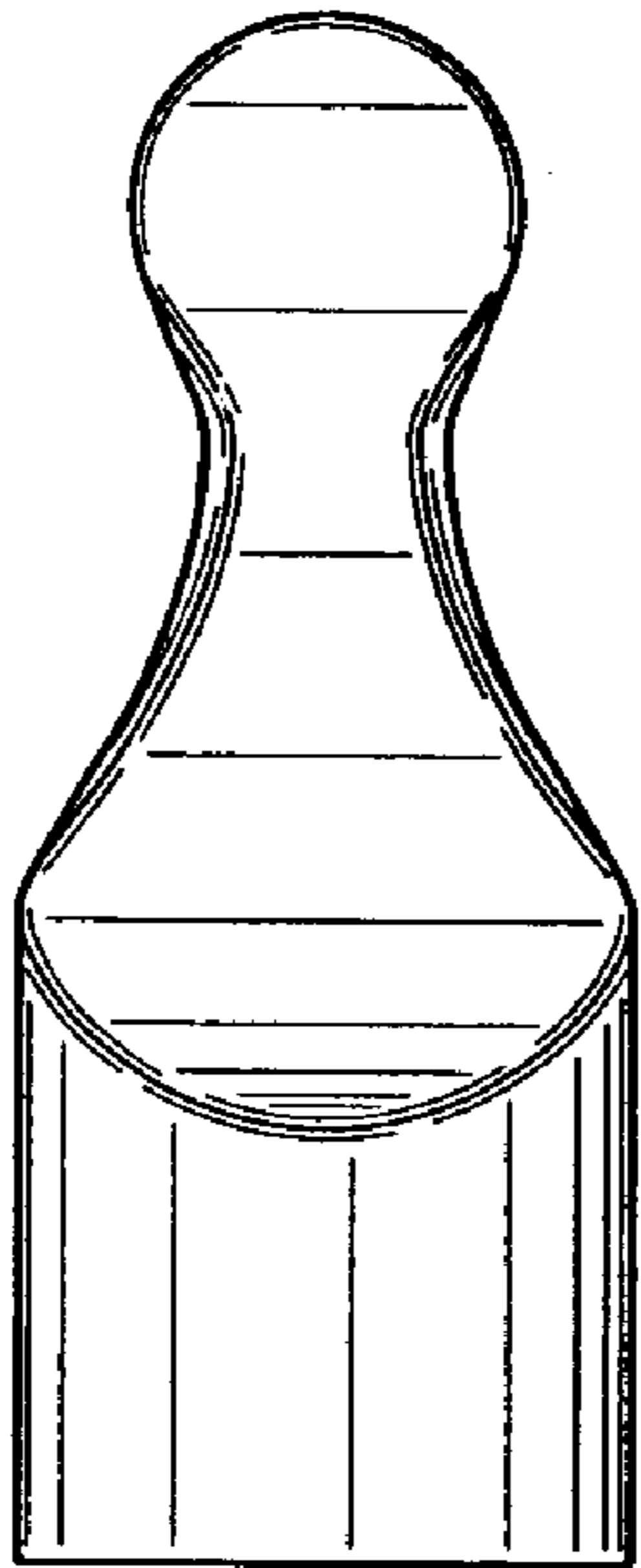


Fig. 3




Fig. 4




Fig. 5

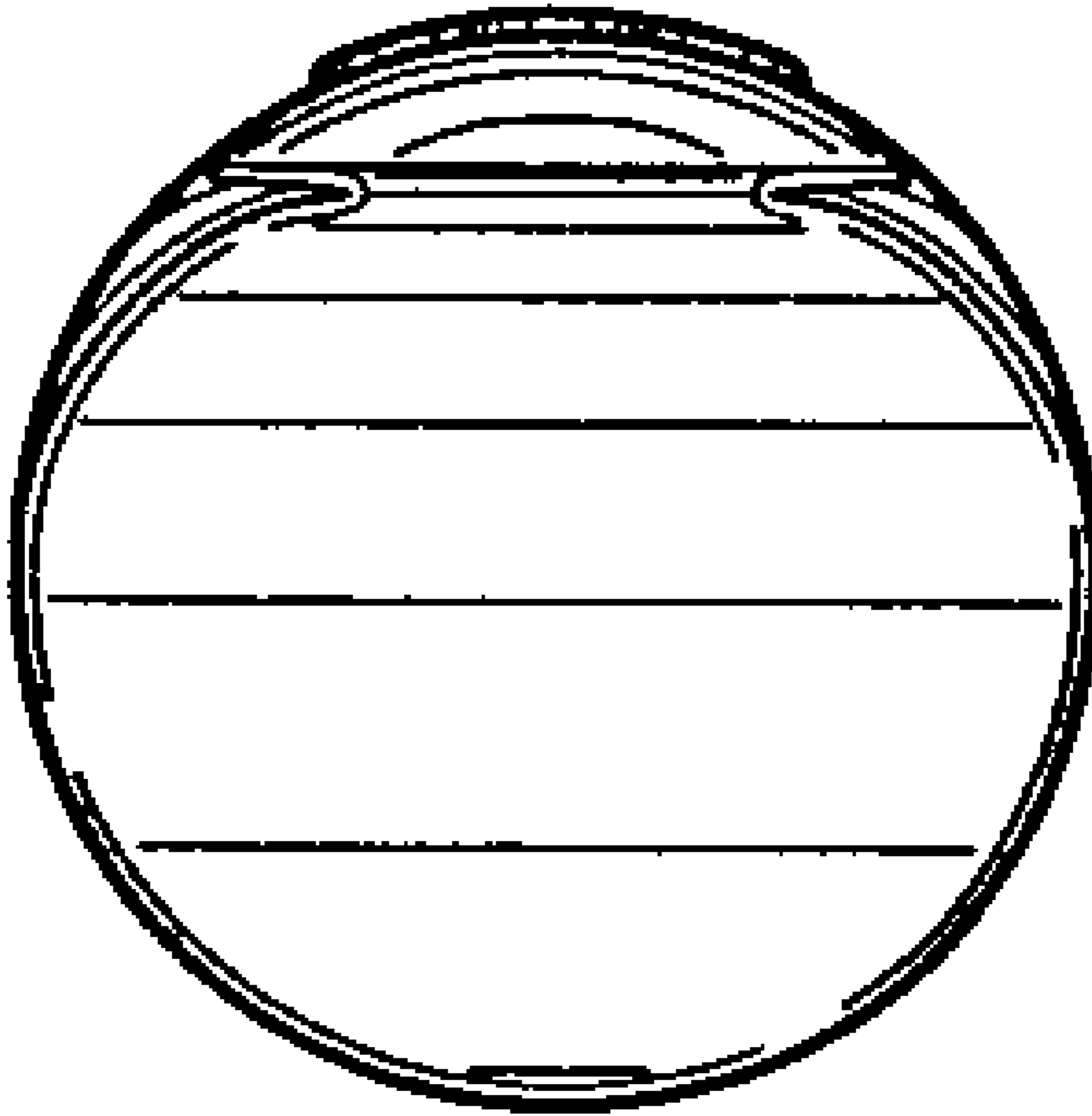


Fig. 6