



US00D546673S

(12) **United States Design Patent**
Mongeon et al.

(10) **Patent No.:** **US D546,673 S**
(45) **Date of Patent:** **** Jul. 17, 2007**

(54) **CONTAINER WITH A SURFACE INDICIA**

(75) Inventors: **Murphy Greene Mongeon**, Cincinnati, OH (US); **Amy Bridgman**, London (GB); **Donald Wilfred Robert Williams**, London (GB)

(73) Assignee: **The Procter & Gamble Company**, Cincinnati, OH (US)

(**) Term: **14 Years**

(21) Appl. No.: **29/256,612**

(22) Filed: **Mar. 22, 2006**

(30) **Foreign Application Priority Data**

Sep. 22, 2005 (EM) 000407614

(51) **LOC (8) Cl.** **09-03**

(52) **U.S. Cl.** **D9/432**

(58) **Field of Classification Search** D9/430-433, D9/414, 422, 423, 499, 455, 456, 643, 761, D9/420, 762; 206/457, 458, 432, 582, 830, 206/459.5, 497, 521.1; 229/110-116, 100, 229/104, 8, 132, 124, 153, 800, 117.6; 220/DIG. 34
See application file for complete search history.

(56) **References Cited**

U.S. PATENT DOCUMENTS

- D69,799 S * 3/1926 Harris D9/432
- D81,675 S * 7/1930 Webber D9/432
- D81,676 S * 7/1930 Webber D9/432
- D85,694 S * 12/1931 Hicks D9/432
- D95,934 S * 6/1935 Smith D9/667
- D110,869 S * 8/1938 Kovacs D9/432
- D218,880 S * 10/1970 Conesa D9/432
- D253,517 S * 11/1979 Grodin D9/432
- D259,469 S * 6/1981 Grodin D9/432

- D259,470 S * 6/1981 Grodin D9/432
- D259,471 S * 6/1981 Grodin D9/432
- D259,472 S * 6/1981 Grodin D9/432
- D261,866 S * 11/1981 Matsumoto D9/432
- D269,068 S * 5/1983 Mann et al. D9/416
- D276,136 S * 10/1984 Sebire D9/432
- D358,087 S * 5/1995 Lowry D9/627
- D373,080 S * 8/1996 Prosperi et al. D9/418
- D382,478 S * 8/1997 Park D9/432
- D395,006 S * 6/1998 Yoon D9/432
- D453,002 S * 1/2002 Mansau D9/432
- D495,953 S * 9/2004 Miller D9/432
- D496,274 S * 9/2004 Egawa D9/432

* cited by examiner

Primary Examiner—Stella Reid

Assistant Examiner—Mark Goodwin

(74) *Attorney, Agent, or Firm*—Linda M. Sivik; Tara M. Rosnell

(57) **CLAIM**

The ornamental design for a container with a surface indicia, as shown and described.

DESCRIPTION

FIG. 1 is a perspective view of a container with a surface indicia showing our new design;

FIG. 2 is a front elevational view thereof;

FIG. 3 is a back elevational view thereof;

FIG. 4 is a first side elevational view thereof;

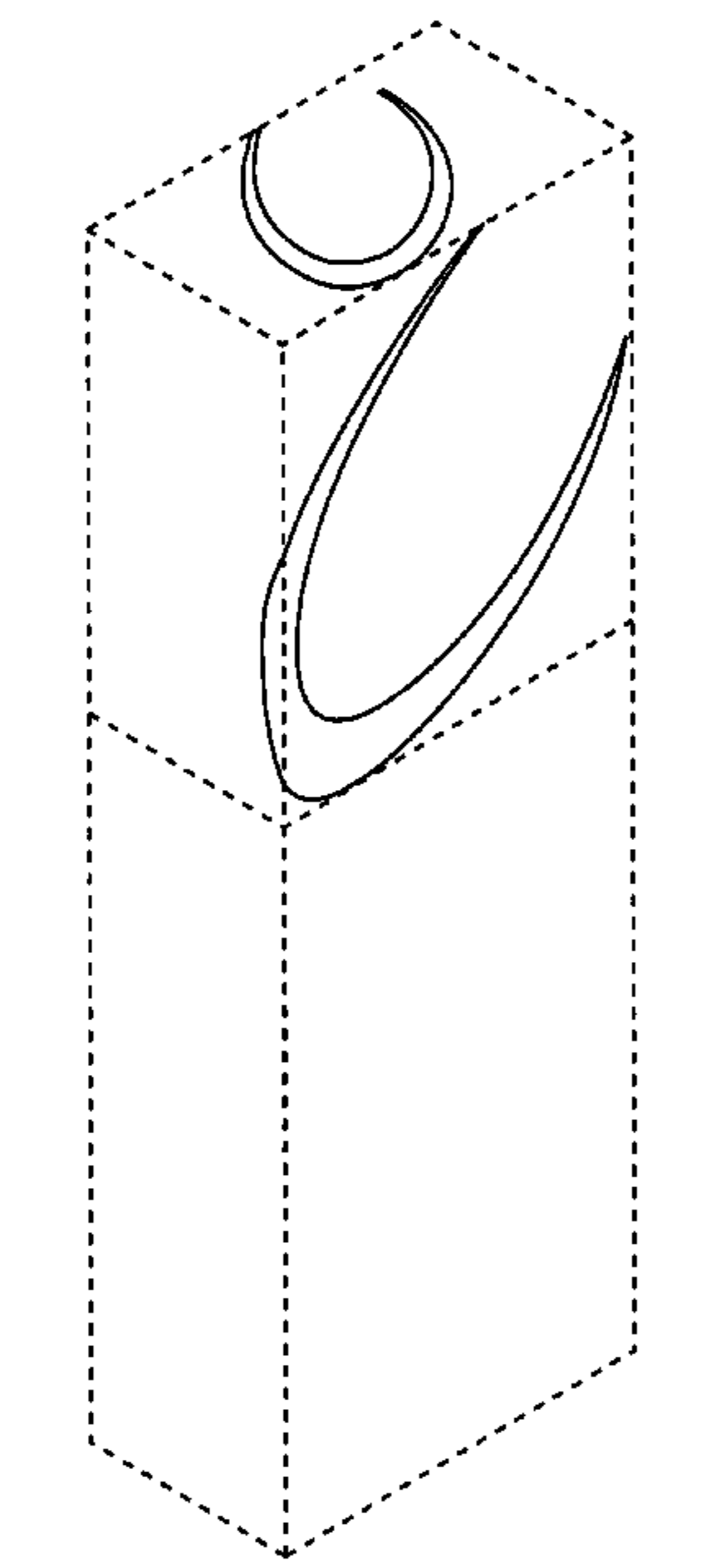
FIG. 5 is a second side elevational view thereof;

FIG. 6 is a top plan view thereof; and,

FIG. 7 is a bottom plan view thereof.

The broken lines shown in the drawings are for illustrative purposes only and form no part of the claimed design.

1 Claim, 5 Drawing Sheets



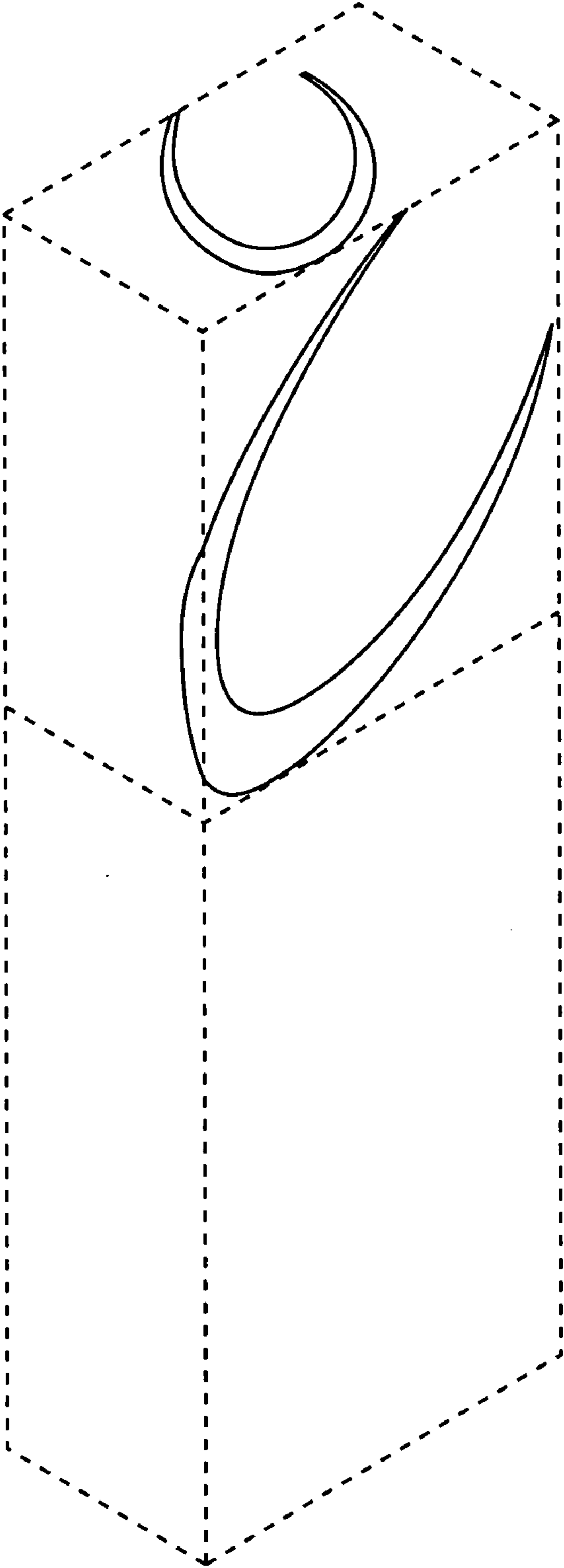


FIG. 1

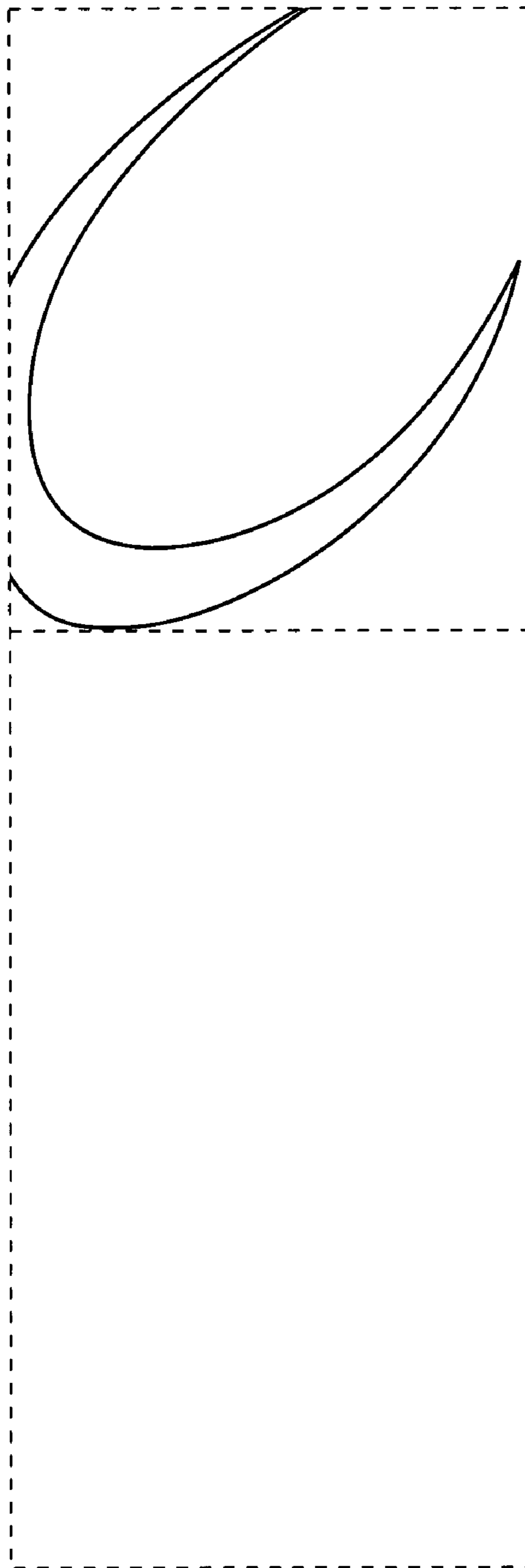


FIG. 2




FIG. 3




FIG. 4




FIG. 5

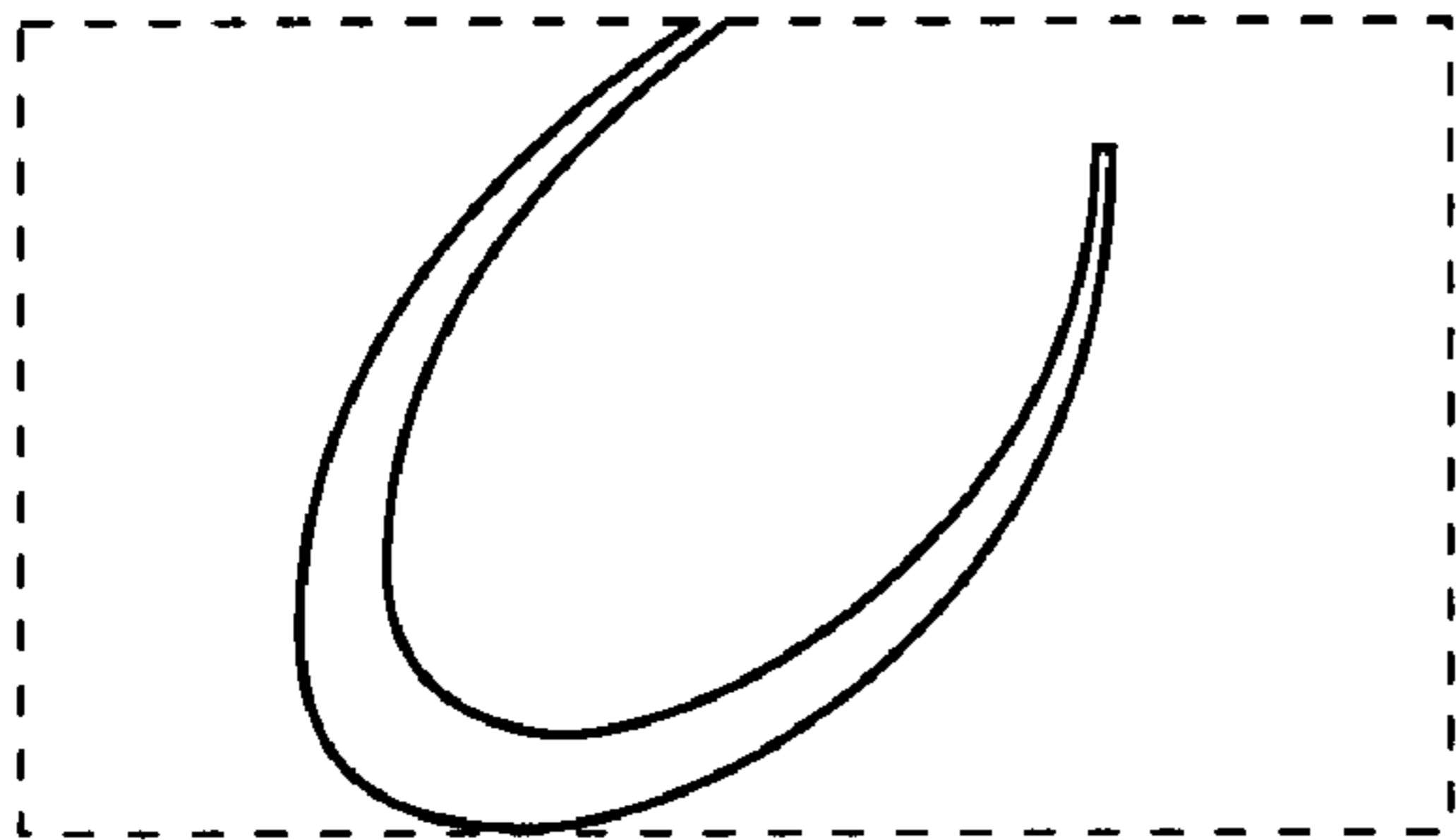


FIG. 6



FIG. 7