

US00D546667S

(12) **United States Design Patent**  
**Sexton, Jr.**

(10) **Patent No.:** **US D546,667 S**

(45) **Date of Patent:** **\*\* Jul. 17, 2007**

(54) **FISHING LINE PACKAGE**

(75) Inventor: **Peter M. Sexton, Jr.**, Loveland, OH  
(US)

(73) Assignee: **Shakespeare Company, LLC**,  
Columbia, SC (US)

(\*\*) Term: **14 Years**

(21) Appl. No.: **29/229,032**

(22) Filed: **May 2, 2005**

(51) **LOC (8) Cl.** ..... **09-03**

(52) **U.S. Cl.** ..... **D9/415**

(58) **Field of Classification Search** ..... D9/414-436,  
D9/606, 702-705, 742-753, 448; D3/260,  
D3/271.2, 276, 278, 285, 289, 301, 303, 315,  
D3/317, 904; 206/461-471, 292, 810  
See application file for complete search history.

(56) **References Cited**

**U.S. PATENT DOCUMENTS**

D227,081	S	*	6/1973	Alexander	.....	D9/415
4,630,734	A	*	12/1986	Severin et al.	.....	206/461
D288,533	S	*	3/1987	Jialanella et al.	.....	D9/415
5,624,033	A	*	4/1997	Arai et al.	.....	206/469
D406,754	S	*	3/1999	Tanabe	.....	D9/415
D426,990	S	*	6/2000	Mitchell	.....	D6/517
D443,204	S	*	6/2001	Garrant et al.	.....	D9/415
D454,062	S	*	3/2002	Garrant et al.	.....	D9/415
D485,172	S	*	1/2004	Defino, Jr.	.....	D9/415
D507,482	S	*	7/2005	Kwon	.....	D9/415

**OTHER PUBLICATIONS**

Color photograph of prior art package for Shakespeare SIGMA fishing line, 1999.

\* cited by examiner

*Primary Examiner*—Stella Reid

*Assistant Examiner*—Thomas Johannes

(74) *Attorney, Agent, or Firm*—Nelson Mullins Riley & Scarborough LLP

(57) **CLAIM**

The ornamental design of a fishing line package, substantially as shown and described.

**DESCRIPTION**

FIG. 1 is a perspective view of a fishing line package embodying the design of the present invention.

FIG. 2 is a front side elevational view of the fishing line package illustrated in FIG. 1.

FIG. 3 is a back side elevational view of the fishing line package illustrated in FIG. 1.

FIG. 4 is a left side elevational view of the fishing line package illustrated in FIG. 1.

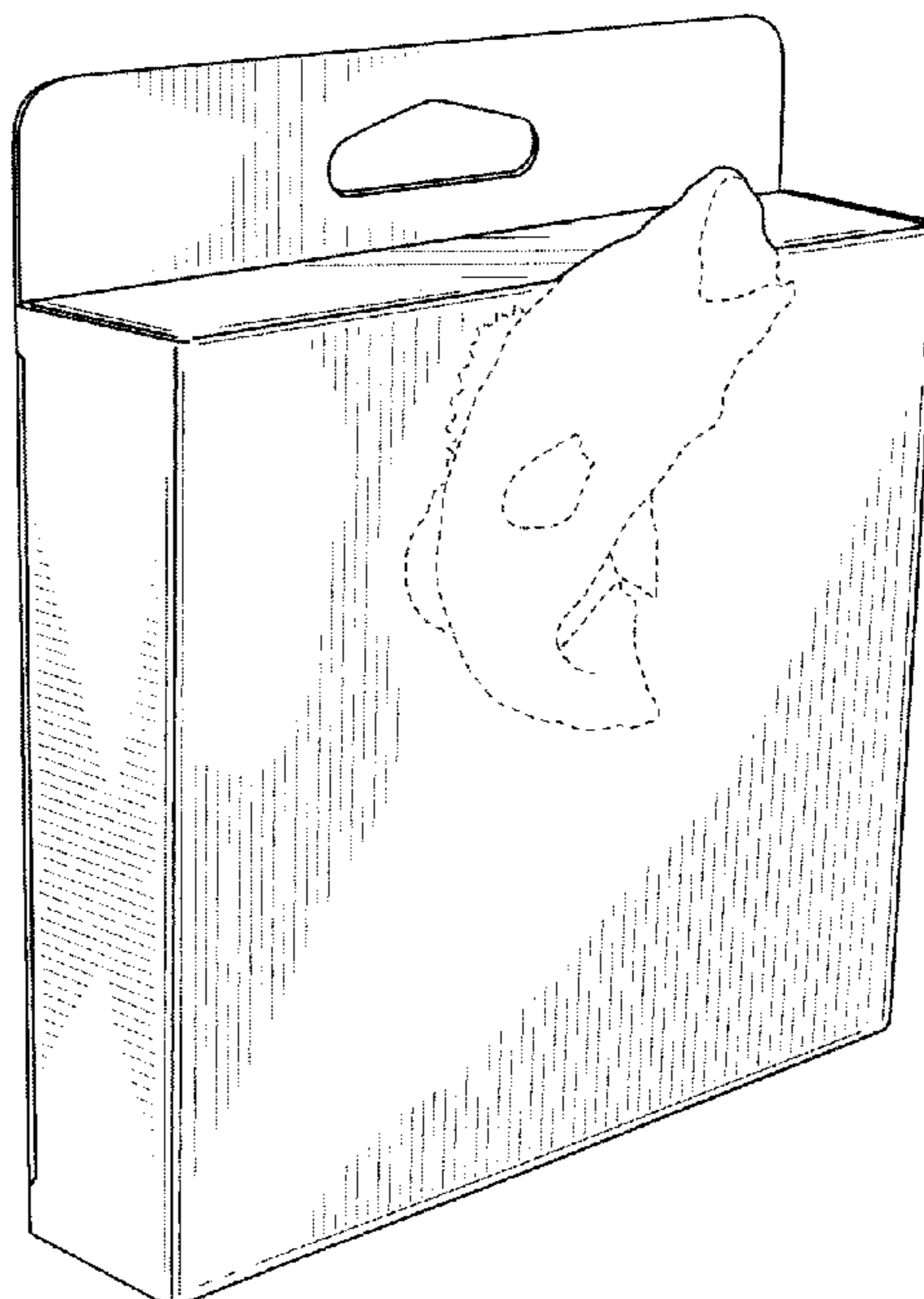
FIG. 5 is a right side elevational view of the fishing line package illustrated in FIG. 1.

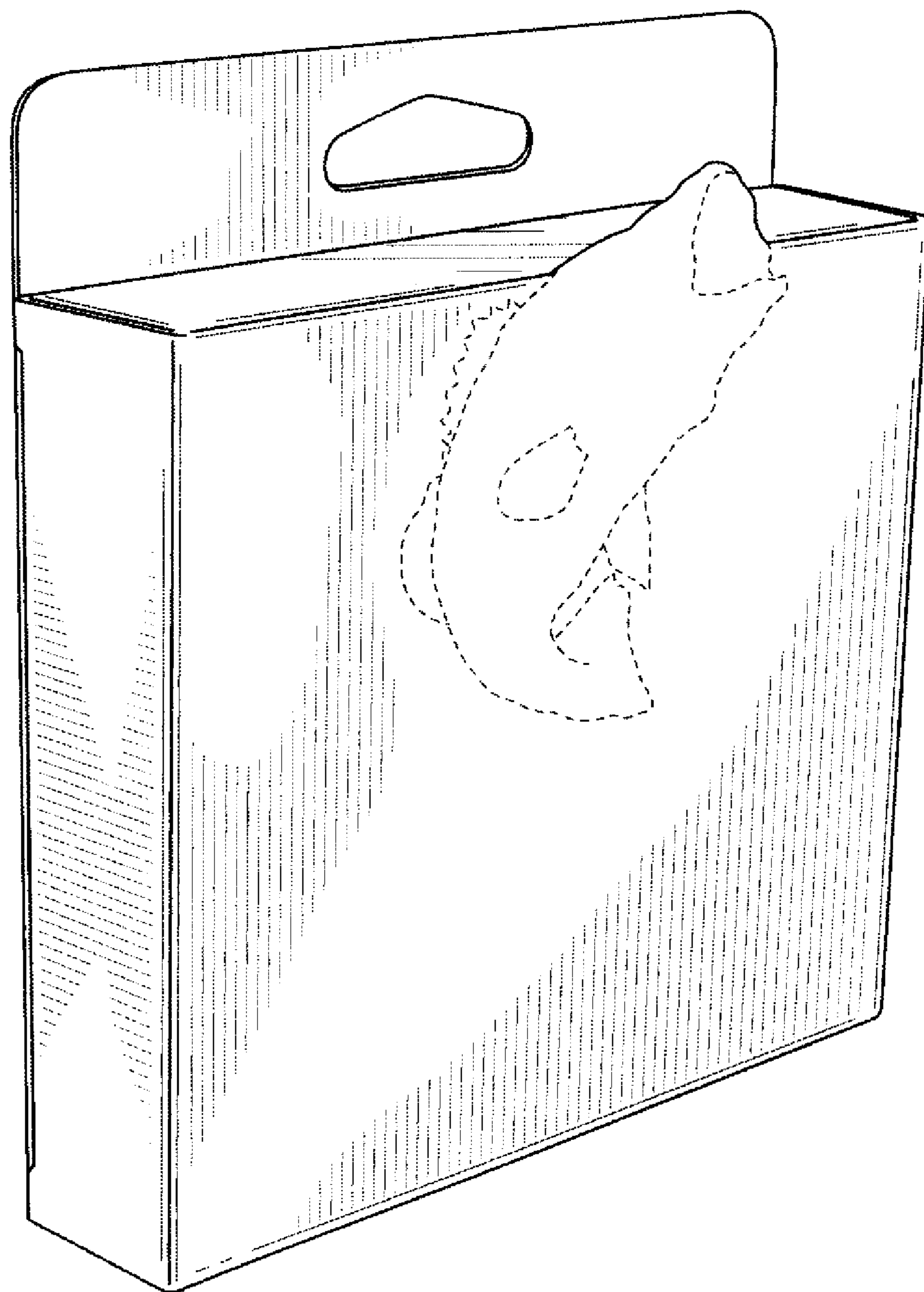
FIG. 6 is a top view of the fishing line package illustrated in FIG. 1; and,

FIG. 7 is a bottom view of the fishing line package illustrated in FIG. 1.

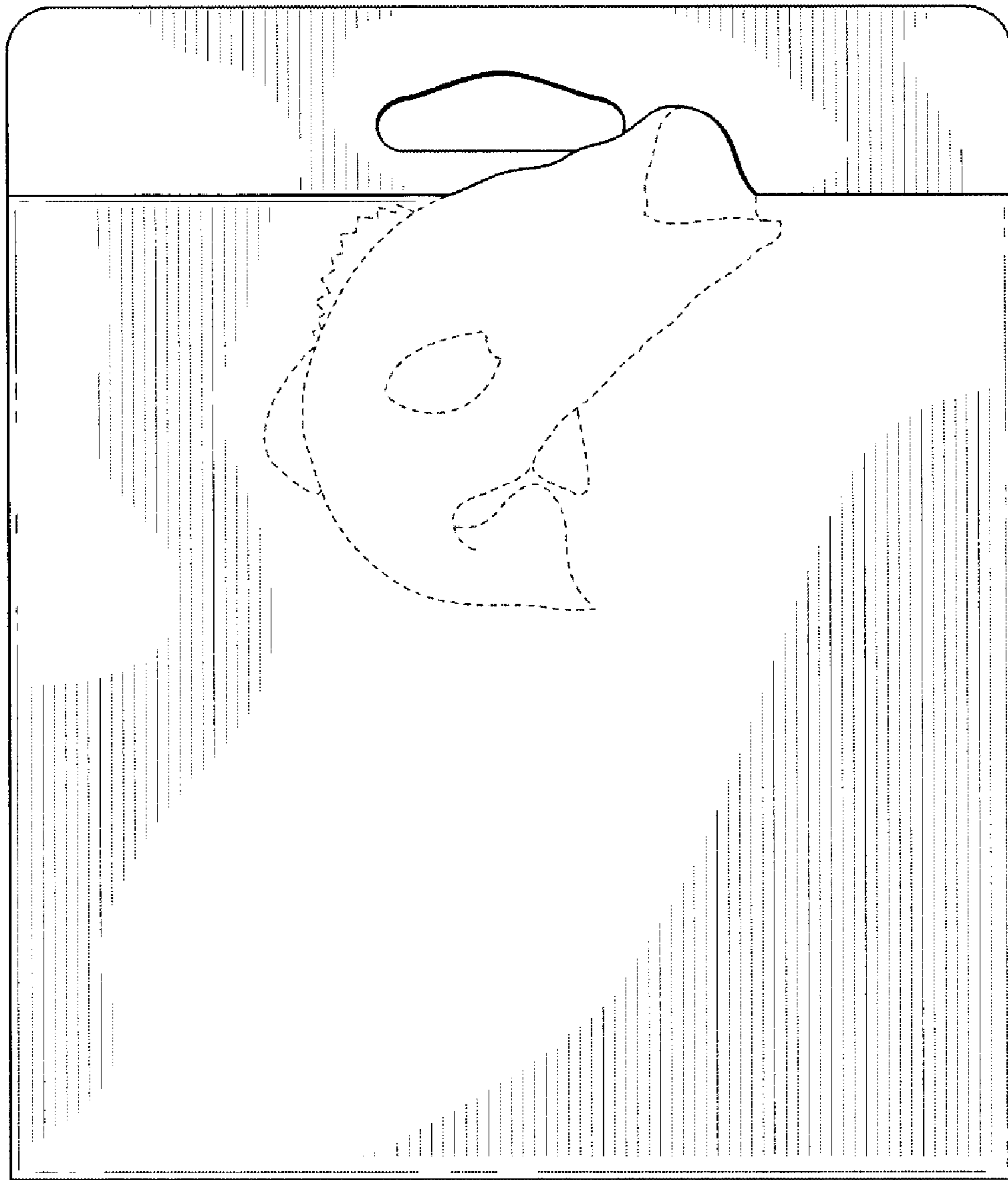
The outline of the fish shown in broken lines forms no part of the claimed design.

**1 Claim, 5 Drawing Sheets**







**FIG. 1**




**FIG. 2**



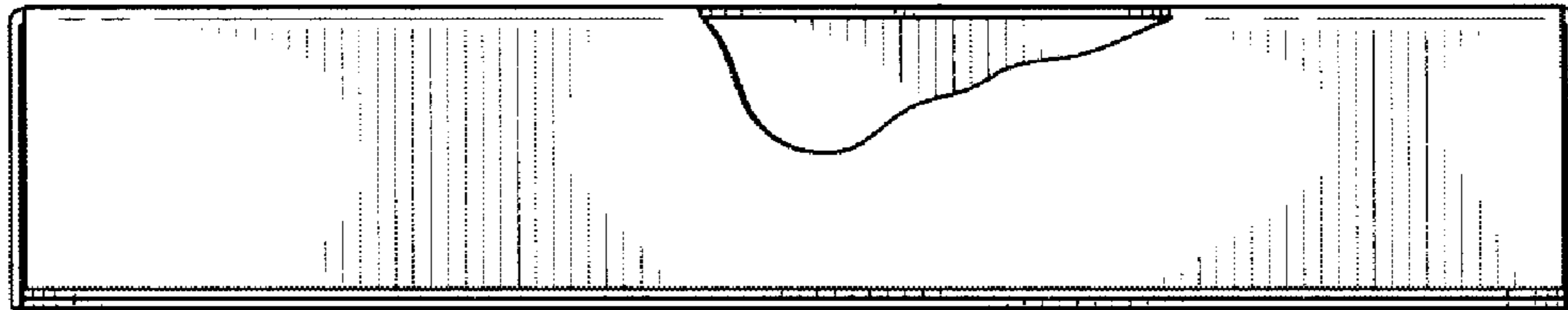
**FIG. 3**




**FIG. 4**



**FIG. 5**



**FIG. 6**



**FIG. 7**