

US00D546653S

(12) **United States Design Patent**
Cheung

(10) **Patent No.:** **US D546,653 S**

(45) **Date of Patent:** **** Jul. 17, 2007**

(54) **CORKSCREW**

(75) Inventor: **Chun Ming Cheung**, Hong Kong (HK)

(73) Assignee: **Technical Development (HK) Limited**,
Hong Kong (HK)

(**) Term: **14 Years**

(21) Appl. No.: **29/216,527**

(22) Filed: **Nov. 3, 2004**

(51) **LOC (8) Cl.** **07-06**

(52) **U.S. Cl.** **D8/42**

(58) **Field of Classification Search** D8/16,
D8/18, 19, 33-43, 88, 98, 105; D7/372,
D7/373, 381, 386, 665, 666, 669, 680; D27/142;
7/113, 151-156; 30/1.5, 113.1, 113.2, 113.3,
30/400-450; 81/3.07, 3.08, 3.09, 3.2, 3.27,
81/3.35, 3.4, 3.45, 3.48, 3.49, 3.55, 3.57
See application file for complete search history.

(56) **References Cited**

U.S. PATENT DOCUMENTS

D466,772 S * 12/2002 Mauffette D8/42
D474,664 S * 5/2003 Mauffette D8/42
D477,757 S * 7/2003 Yu D8/42
D499,319 S * 12/2004 Kramer D8/42
D507,942 S * 8/2005 Wu D7/372

D511,282 S * 11/2005 Vitrac D8/42
D520,314 S * 5/2006 Sun D8/42
7,069,825 B2 * 7/2006 Cheung 81/3.09

* cited by examiner

Primary Examiner—Robert M. Spear

Assistant Examiner—Garth Rademaker

(74) *Attorney, Agent, or Firm*—Hamre, Schumann, Mueller
& Larson, PC

(57) **CLAIM**

The ornamental design for a corkscrew, as shown and described.

DESCRIPTION

FIG. 1 is a front view of the corkscrew showing my new design;

FIG. 2 is a rear view of the corkscrew of FIG. 1;

FIG. 3 is a side view of the corkscrew of FIG. 1;

FIG. 4 is a top plan view of the corkscrew of FIG. 1;

FIG. 5 is a bottom plan view of the corkscrew of FIG. 1; and,

FIG. 6 is a perspective view of the corkscrew of FIG. 1.

The broken lines in the drawings are included for illustrative purposes only and form no part of the claimed design.

1 Claim, 6 Drawing Sheets



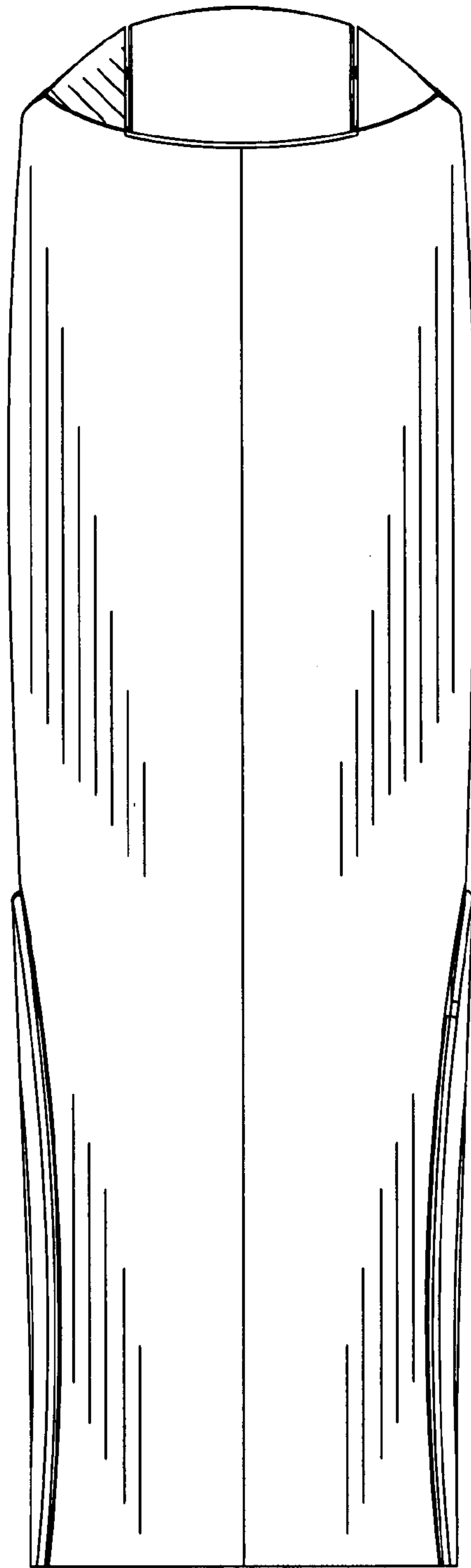


Fig.1

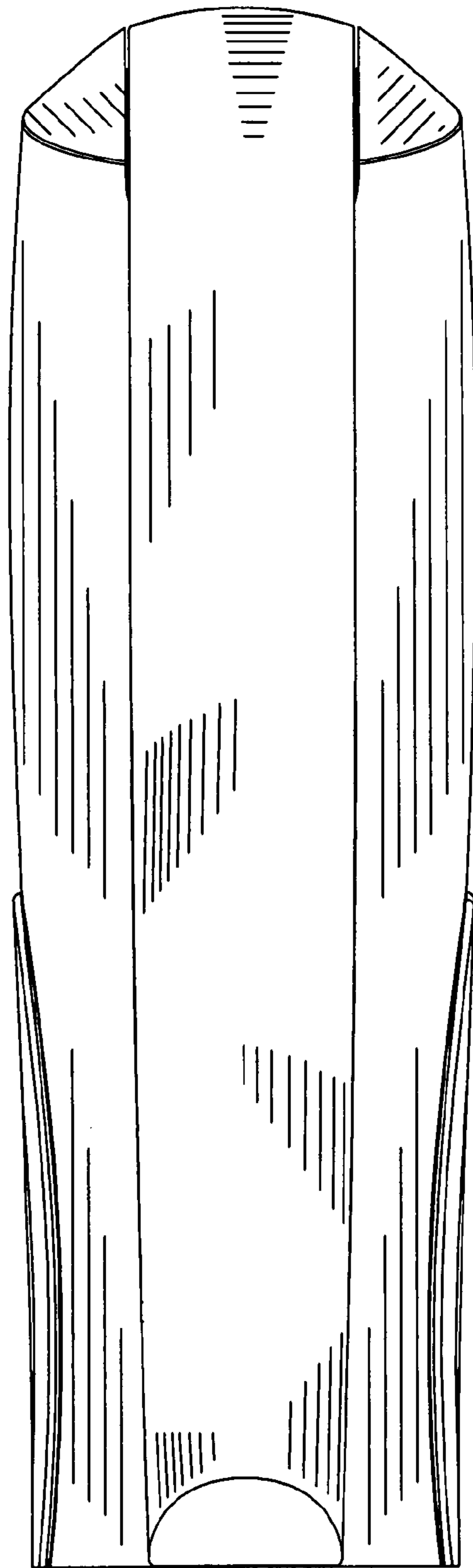


Fig.2

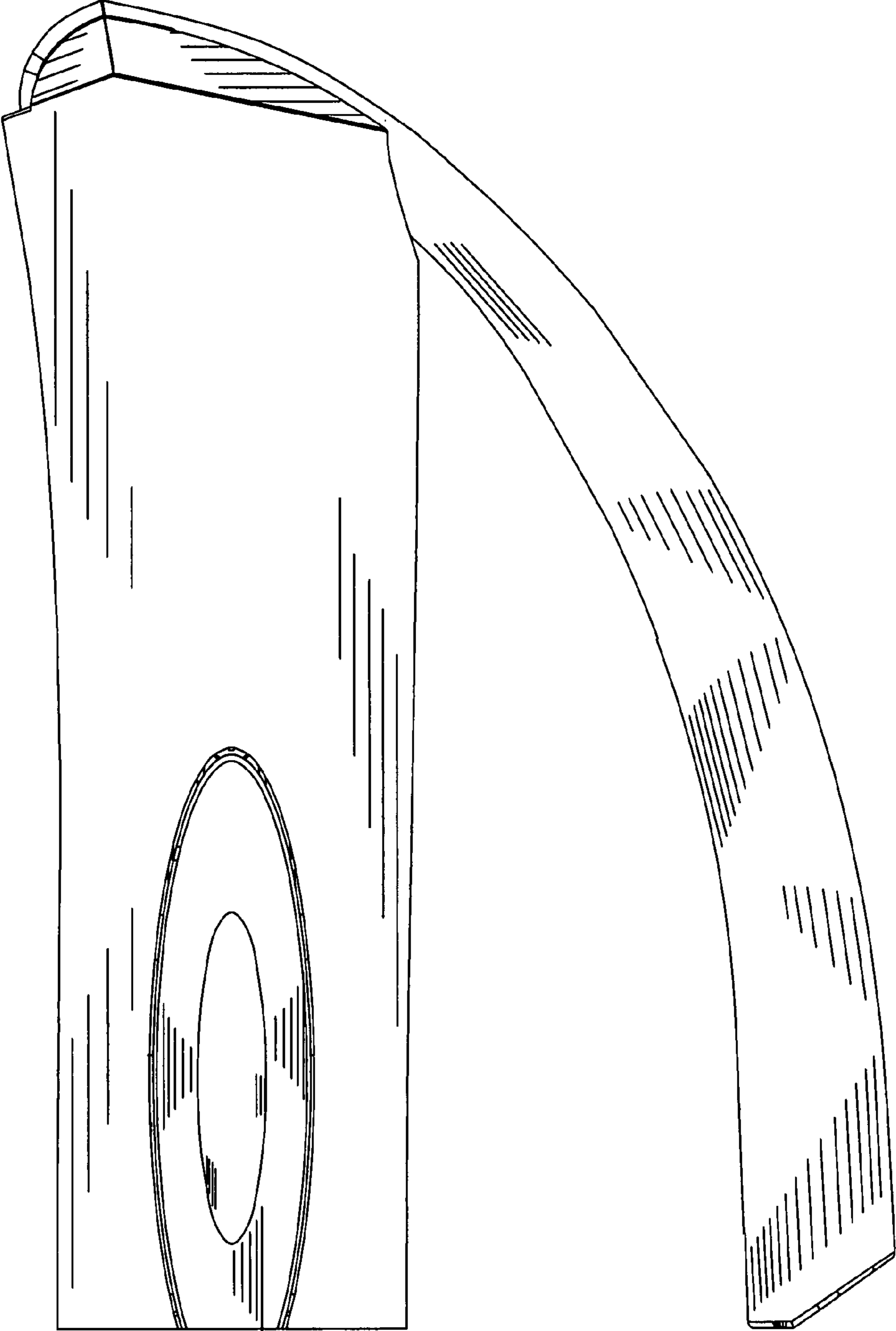


Fig.3

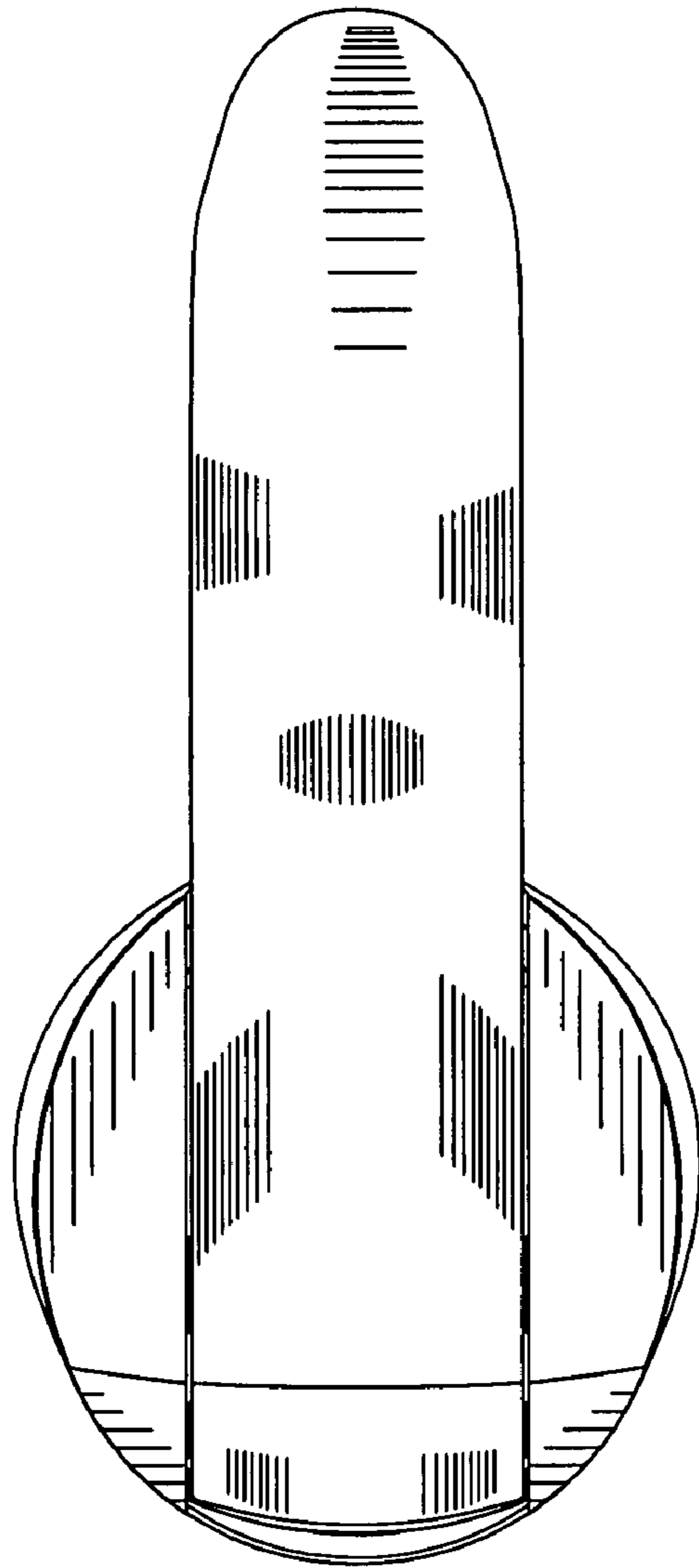


Fig.4

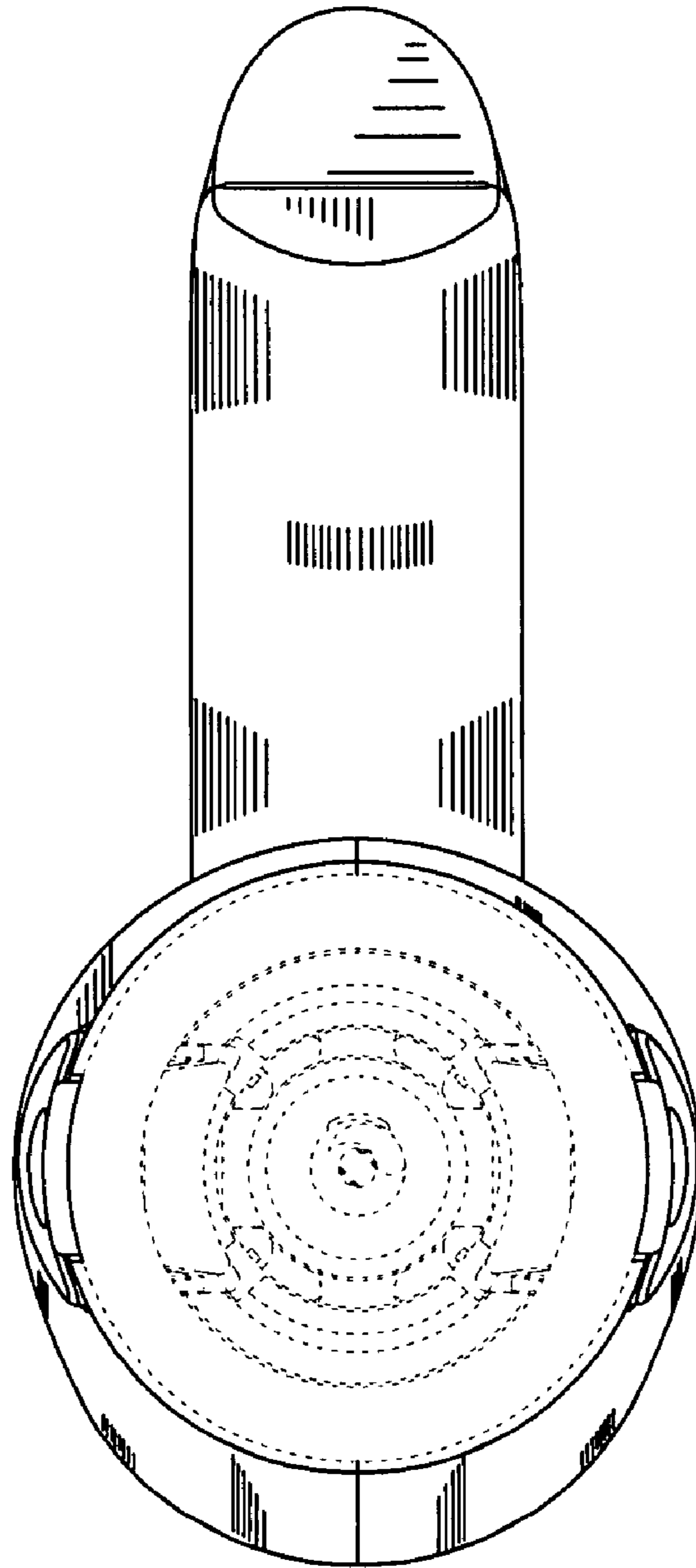


Fig.5

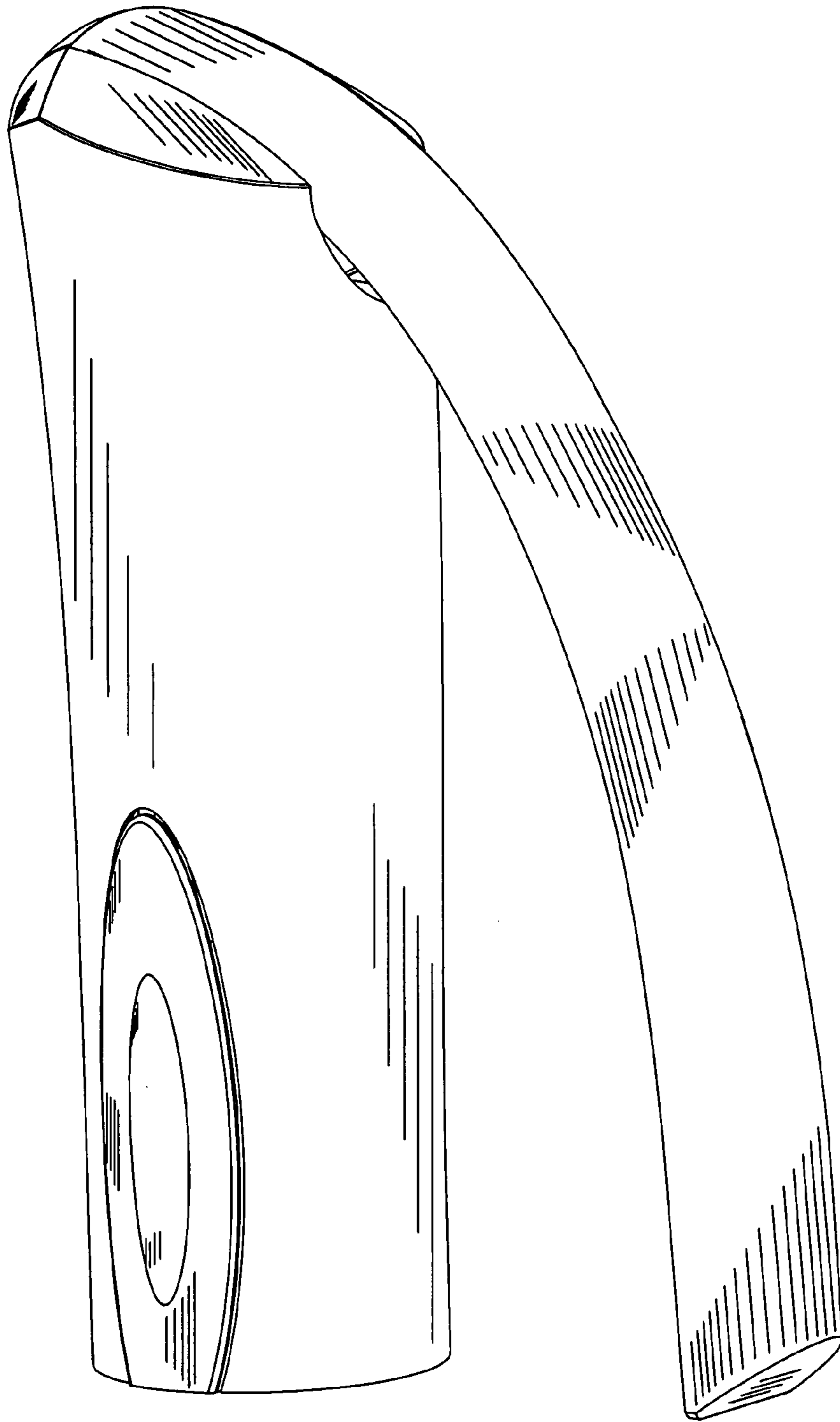


Fig.6