



US00D546649S

(12) **United States Design Patent**
Jennings

(10) **Patent No.:** **US D546,649 S**

(45) **Date of Patent:** **** Jul. 17, 2007**

(54) **VEHICLE ANTENNA WRENCH**

(76) **Inventor:** **Kelvin Lee Jennings**, 730 Area,
McHenry, IL (US) 60051

(**) **Term:** **14 Years**

(21) **Appl. No.:** **29/250,234**

(22) **Filed:** **Nov. 7, 2006**

(51) **LOC (8) Cl.** **08-05**

(52) **U.S. Cl.** **D8/21**

(58) **Field of Classification Search** D8/17,
D8/21-29, 81-87, 102-107, 98-99, 55, 93,
D8/94; 81/60-63.2, 177.1, 177.85, 177.8,
81/489, 125.1, 121.1, 119-120, 176.1, 186,
81/177.9, 185.1, 176.2, 165, 170, 3.35, 58,
81/3.45, 155; 206/378; 16/429, 441, 124.6;
7/100, 138, 168, 157

See application file for complete search history.

(56) **References Cited**

U.S. PATENT DOCUMENTS

- 167,368 A * 8/1875 Waitt 81/120
- D130,756 S * 12/1941 Howard D8/17
- 2,716,367 A * 8/1955 Montgomery 81/124.3
- 2,898,674 A * 8/1959 Anderson 29/278
- 3,071,849 A * 1/1963 Krohm 29/270
- 4,192,215 A * 3/1980 Hymans 411/548
- D264,796 S * 6/1982 Frick et al. D8/17

- 5,144,869 A * 9/1992 Chow 81/63
- D334,693 S * 4/1993 Burke D8/17
- 5,297,458 A * 3/1994 Smith et al. 81/124.3
- D353,755 S * 12/1994 Lane D8/17
- D434,622 S * 12/2000 Jaynes D8/17
- D474,971 S * 5/2003 Love D9/451

* cited by examiner

Primary Examiner—Raphael Barkai

Assistant Examiner—Randall H. Gholson

(74) *Attorney, Agent, or Firm*—Mathew R P Perrone

(57) **CLAIM**

The ornamental design for a vehicle antenna wrench, as shown and described.

DESCRIPTION

FIG. 1 is a top perspective view of the vehicle antenna wrench of my claimed design.

FIG. 2 is an end plan view of my design shown in FIG. 1.

FIG. 3 is the opposite end plan view of that shown in FIG. 2.

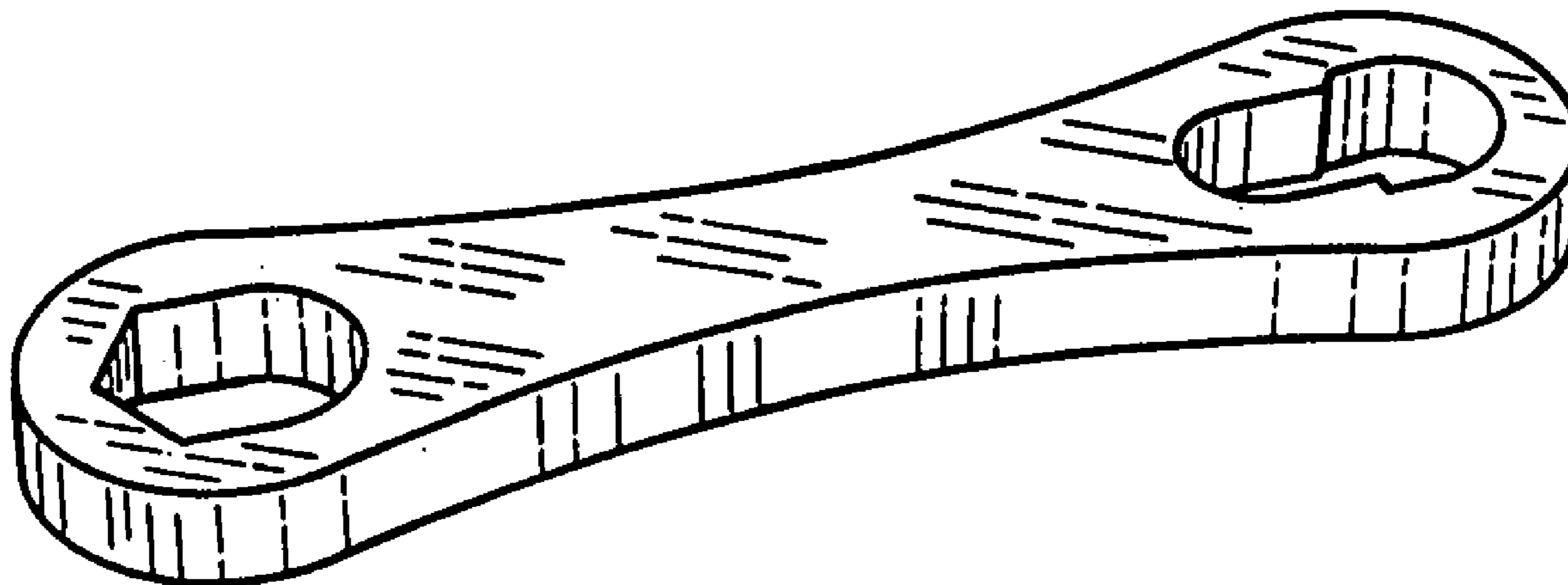
FIG. 4 is a top plan view of my design shown in FIG. 1.

FIG. 5 is a bottom plan view of my design shown in FIG. 1.

FIG. 6 is a side view of my design shown in FIG. 1; and,

FIG. 7 is the opposite side view of that shown in FIG. 6.

1 Claim, 1 Drawing Sheet



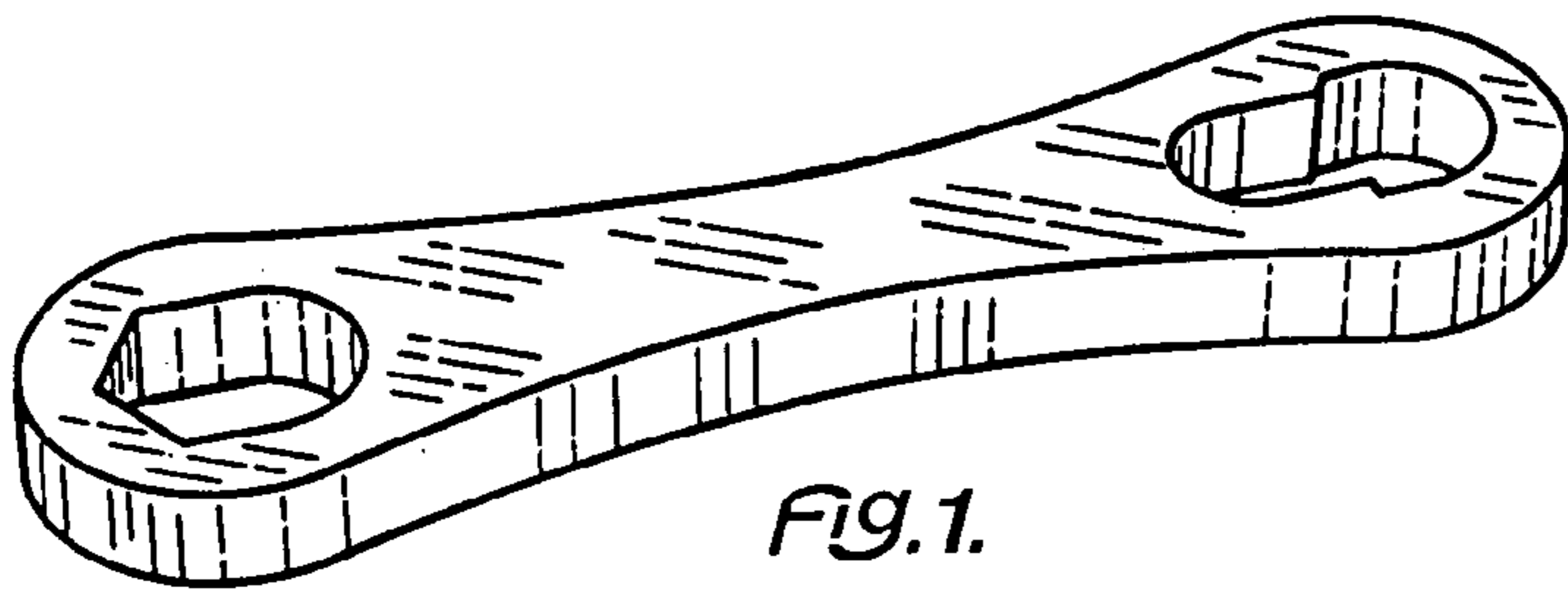


Fig. 1.



Fig. 2.



Fig. 3.



Fig. 4.




Fig. 5.



Fig. 6.



Fig. 7.