

US00D546641S

(12) **United States Design Patent**  
**Fortier**

(10) **Patent No.:** **US D546,641 S**

(45) **Date of Patent:** **\*\* Jul. 17, 2007**

(54) **COMBINED HOE/CULTIVATOR AND HANDLE**

(75) Inventor: **Andre Fortier**, Berthier sur Mer (CA)

(73) Assignee: **Ames True Temper, Inc.**, Camp Hill, PA (US)

(\*\*) Term: **14 Years**

(21) Appl. No.: **29/225,680**

(22) Filed: **Mar. 18, 2005**

(51) **LOC (8) Cl.** ..... **08-01**

(52) **U.S. Cl.** ..... **D8/6**

(58) **Field of Classification Search** ..... 172/371-372,  
172/375-378; 7/114-116; D8/4-12, 52,  
D8/83, 300, 13, 80; 56/400.09-400.21; 249/49  
See application file for complete search history.

(56) **References Cited**

**U.S. PATENT DOCUMENTS**

1,364,140	A *	1/1921	Persson	.....	172/375
1,665,183	A *	4/1928	Urban	.....	172/375
D108,043	S *	1/1938	Wallace	.....	D8/6
D108,044	S *	1/1938	Wallace	.....	D8/6
3,952,812	A *	4/1976	Lucan	.....	172/375
D241,409	S *	9/1976	Lopezich	.....	D8/6
D303,341	S *	9/1989	Zabarte	.....	D8/11

5,411,101	A *	5/1995	Bonavitacola	.....	172/378
D380,654	S *	7/1997	Chen	.....	D8/11
D441,262	S *	5/2001	Khachatoorian	.....	D8/11
D457,792	S *	5/2002	Hung	.....	D8/11
D505,601	S *	5/2005	Hall	.....	D8/6

\* cited by examiner

*Primary Examiner*—Holly H. Baynham

*Assistant Examiner*—Sheryl Friedman

(74) *Attorney, Agent, or Firm*—David C. Jenkins; Eckert Seamans Cherin & Mellott, LLC

(57) **CLAIM**

I claim, the ornamental design for a combined level head rake and handle, as shown and described.

**DESCRIPTION**

FIG. 1 is a front perspective view of a combined hoe/cultivator and handle showing any new design;

FIG. 2 is a front elevational view thereof;

FIG. 3 is a back elevational view thereof;

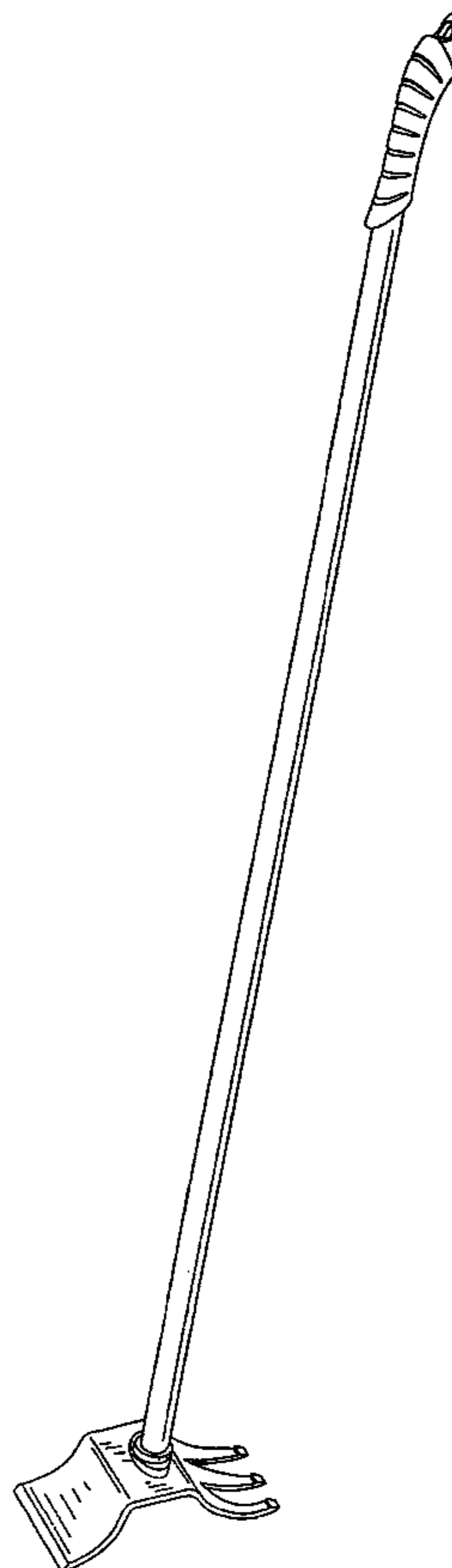
FIG. 4 is a left side elevational view thereof;

FIG. 5 is a right-side elevational view thereof;

FIG. 6 is a top plan view thereof; and,

FIG. 7 is a bottom plan view thereof.

**1 Claim, 2 Drawing Sheets**



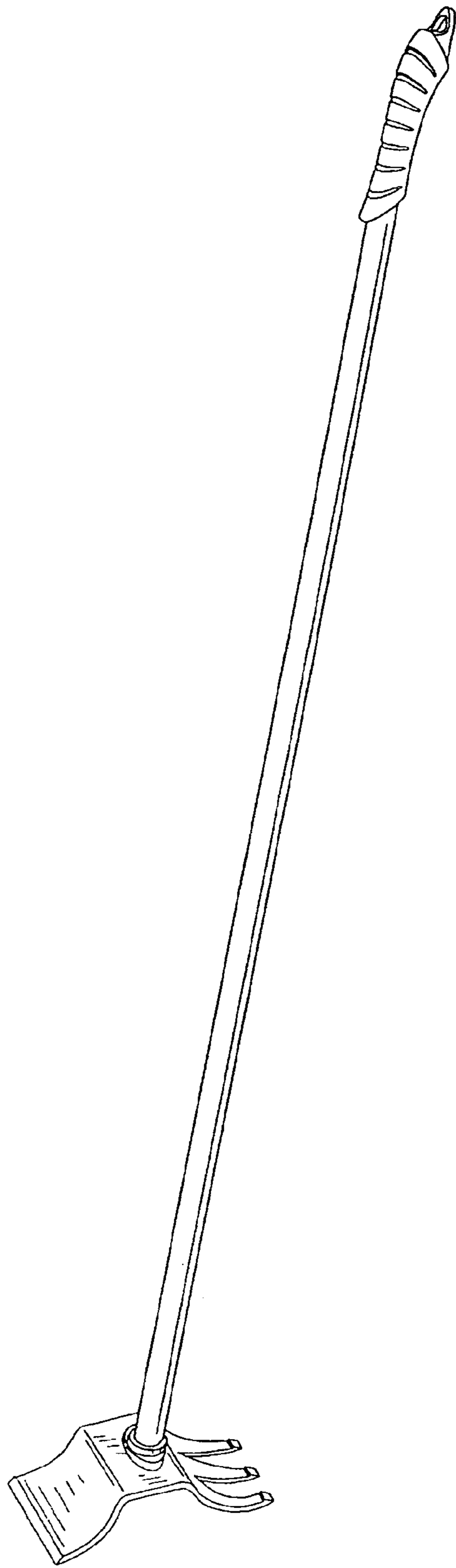


FIG. 1

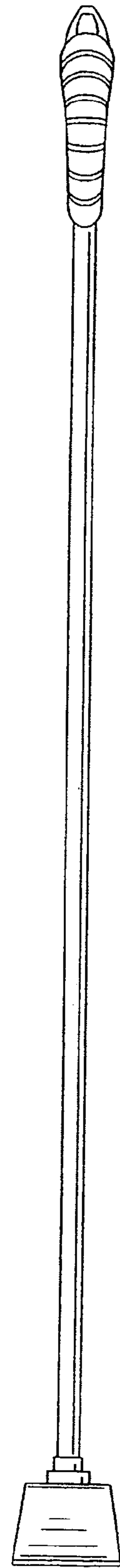


FIG. 2

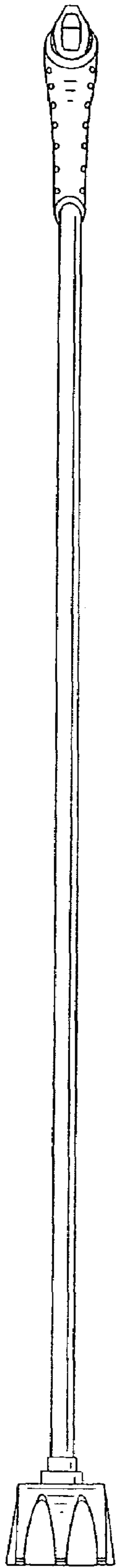


FIG. 3

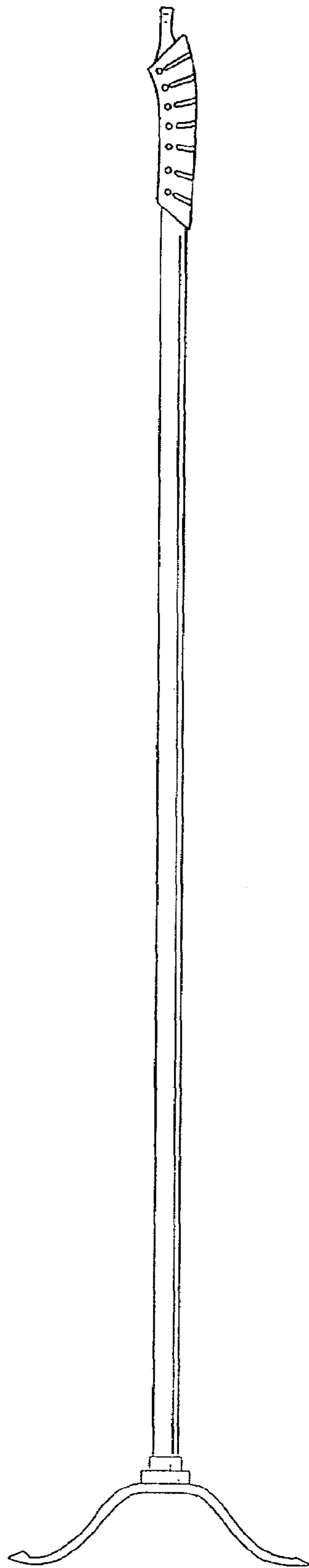


FIG. 4




FIG. 5

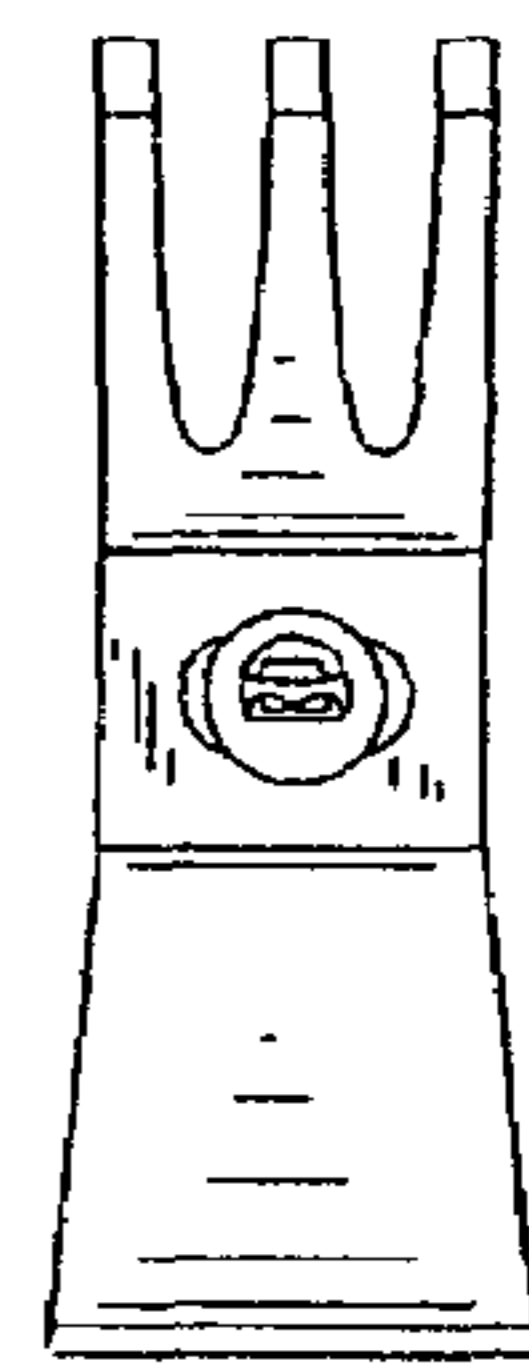


FIG. 6



FIG. 7