

US00D546624S

(12) **United States Design Patent**
Pai

(10) **Patent No.:** **US D546,624 S**

(45) **Date of Patent:** **** Jul. 17, 2007**

(54) **SET OF COUNTERTOP ATTACHMENTS FOR A BARBECUE GRILL**

(76) Inventor: **Lucas Pai**, 19F.-1, No. 159, Sec. 1, Chung-Kang Rd., West Dist., Taichung City (TW)

(**) Term: **14 Years**

(21) Appl. No.: **29/261,682**

(22) Filed: **Jun. 19, 2006**

(51) **LOC (8) Cl.** **07-02**

(52) **U.S. Cl.** **D7/406**

(58) **Field of Classification Search** D7/332-337, D7/402-406; D23/335-336, 343; 126/500, 126/506, 519, 40, 50, 9 R, 9 B, 25 R, 25 A, 126/304 R, 305, 268, 276, 41 R, 37 R; 99/445, 99/448, 481-482; 248/128-129; 312/249.8, 312/249.13, 351.2; D6/511, 574
See application file for complete search history.

(56) **References Cited**

U.S. PATENT DOCUMENTS

- 5,323,758 A * 6/1994 Minshall et al. 126/25 R
- D375,436 S * 11/1996 Bird et al. D7/403
- D377,734 S * 2/1997 Bird et al. D7/402
- D395,378 S * 6/1998 Schlosser et al. D7/403
- D413,229 S * 8/1999 Hopkins et al. D7/406
- 5,941,228 A * 8/1999 McKenzie 126/25 R
- D436,004 S * 1/2001 Wagner D7/402

- D462,234 S * 9/2002 Alden et al. D7/402
- D480,914 S * 10/2003 Wagner et al. D7/406
- 6,748,940 B2 * 6/2004 Bennett et al. 126/41 R
- D503,065 S * 3/2005 Pai D7/334
- 2001/0015201 A1 * 8/2001 Pollock et al. 126/41 R
- 2002/0195096 A1 * 12/2002 Bennett et al. 126/41 R

* cited by examiner

Primary Examiner—Ruth McInroy

(74) *Attorney, Agent, or Firm*—Egbert Law Offices

(57) **CLAIM**

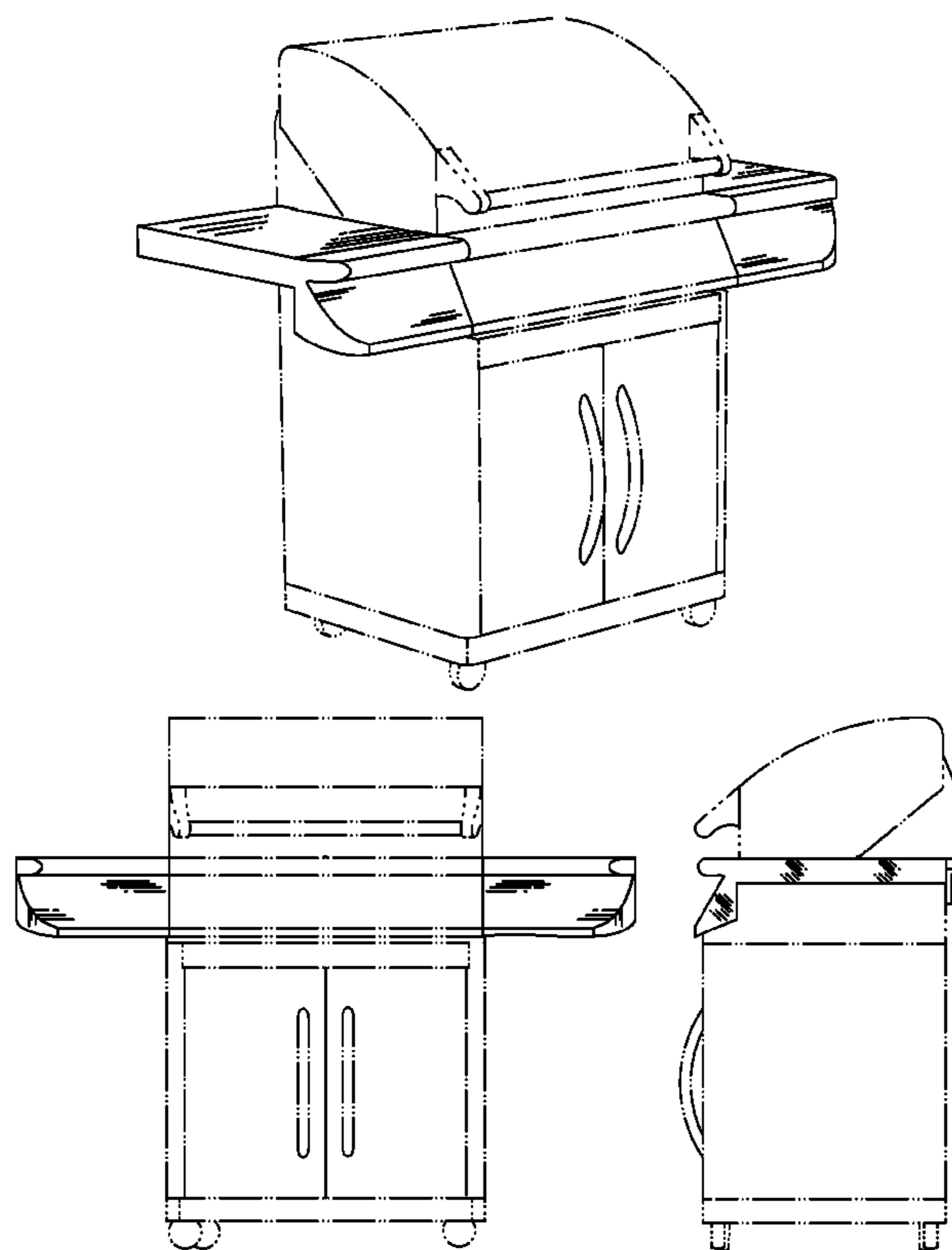
I claim the ornamental design for a set of countertop attachments for a barbecue grill, as shown and described.

DESCRIPTION

FIG. 1 is an upper perspective view of a set of countertop attachments for a barbecue grill showing my new design;
 FIG. 2 is a front view thereof;
 FIG. 3 is a rear view thereof;
 FIG. 4 is a side view thereof;
 FIG. 5 is an opposite side view thereof;
 FIG. 6 is a top plan view thereof; and,
 FIG. 7 is a bottom view thereof.

The broken lines are presented for illustrative purposes only and form no part of the claimed design.

1 Claim, 4 Drawing Sheets






FIG. 1

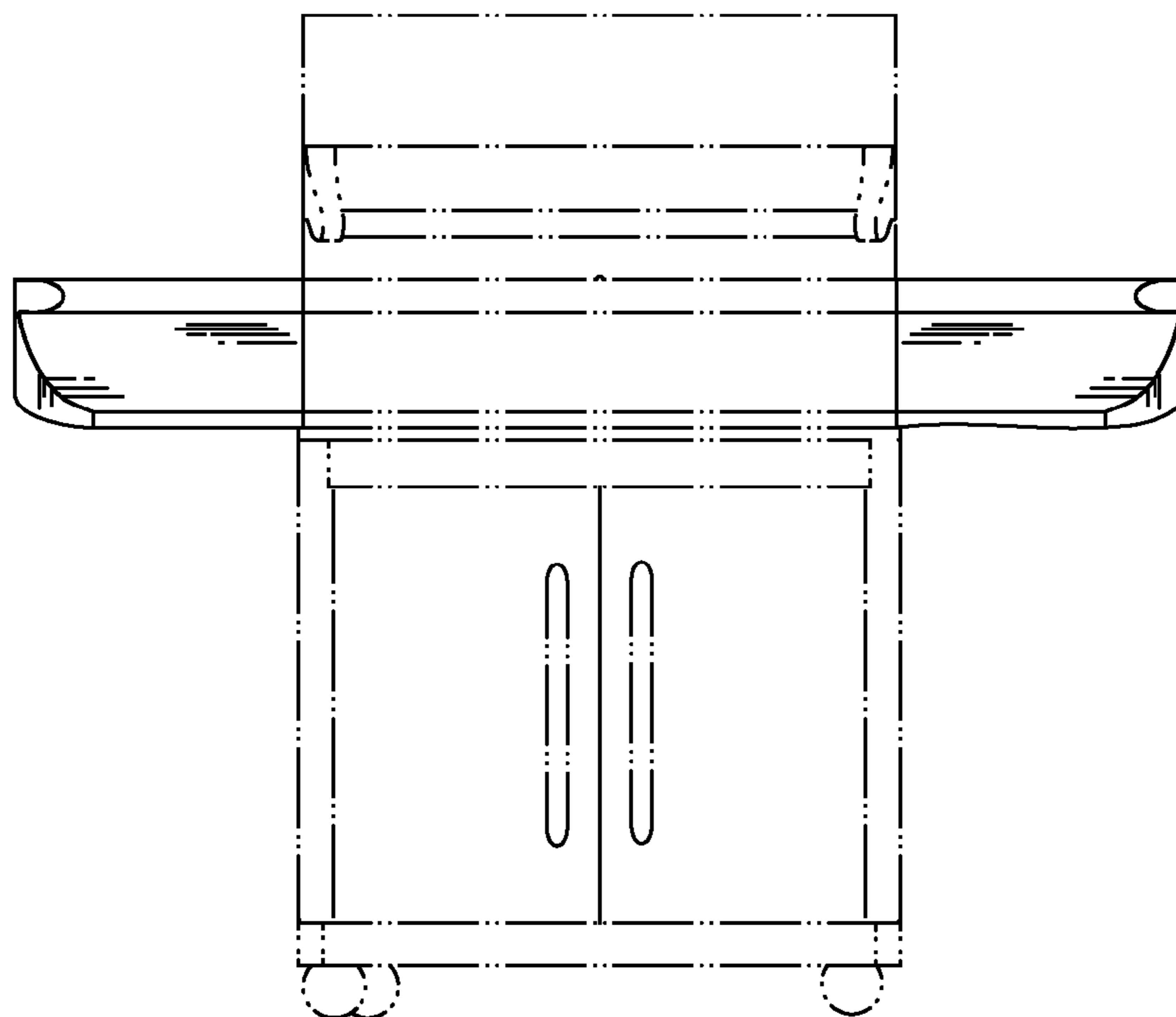


FIG. 2

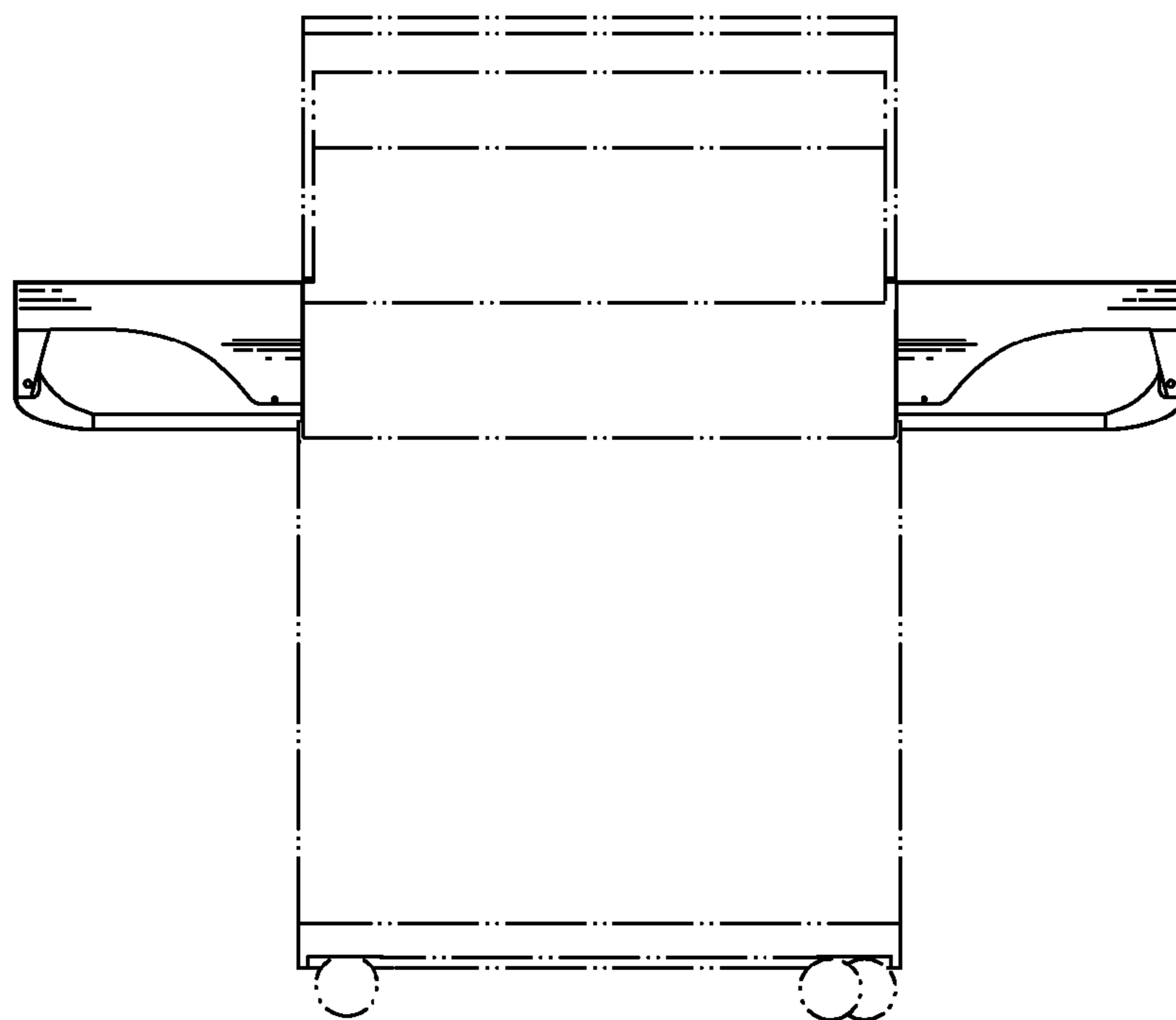


FIG. 3

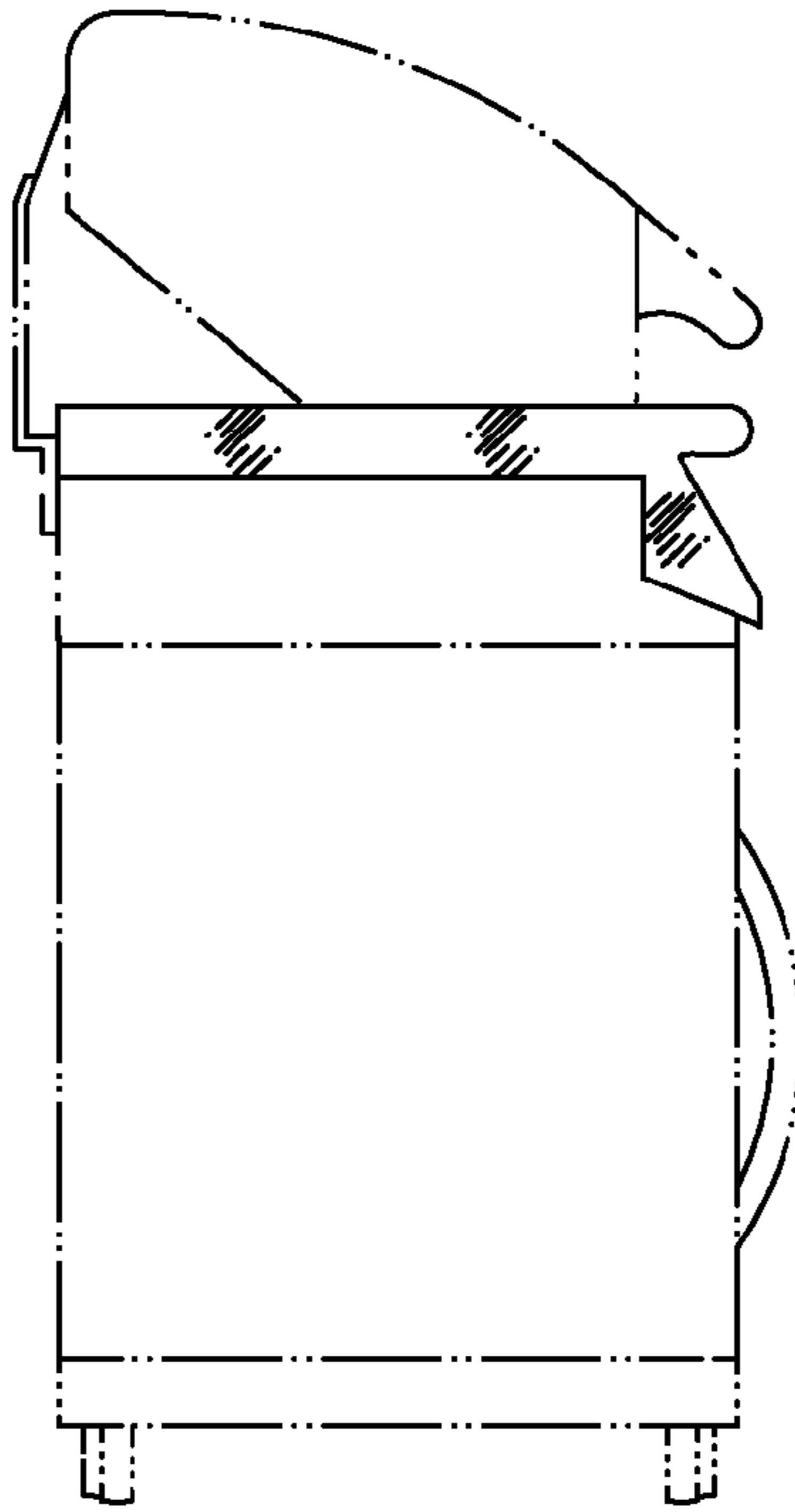


FIG. 4

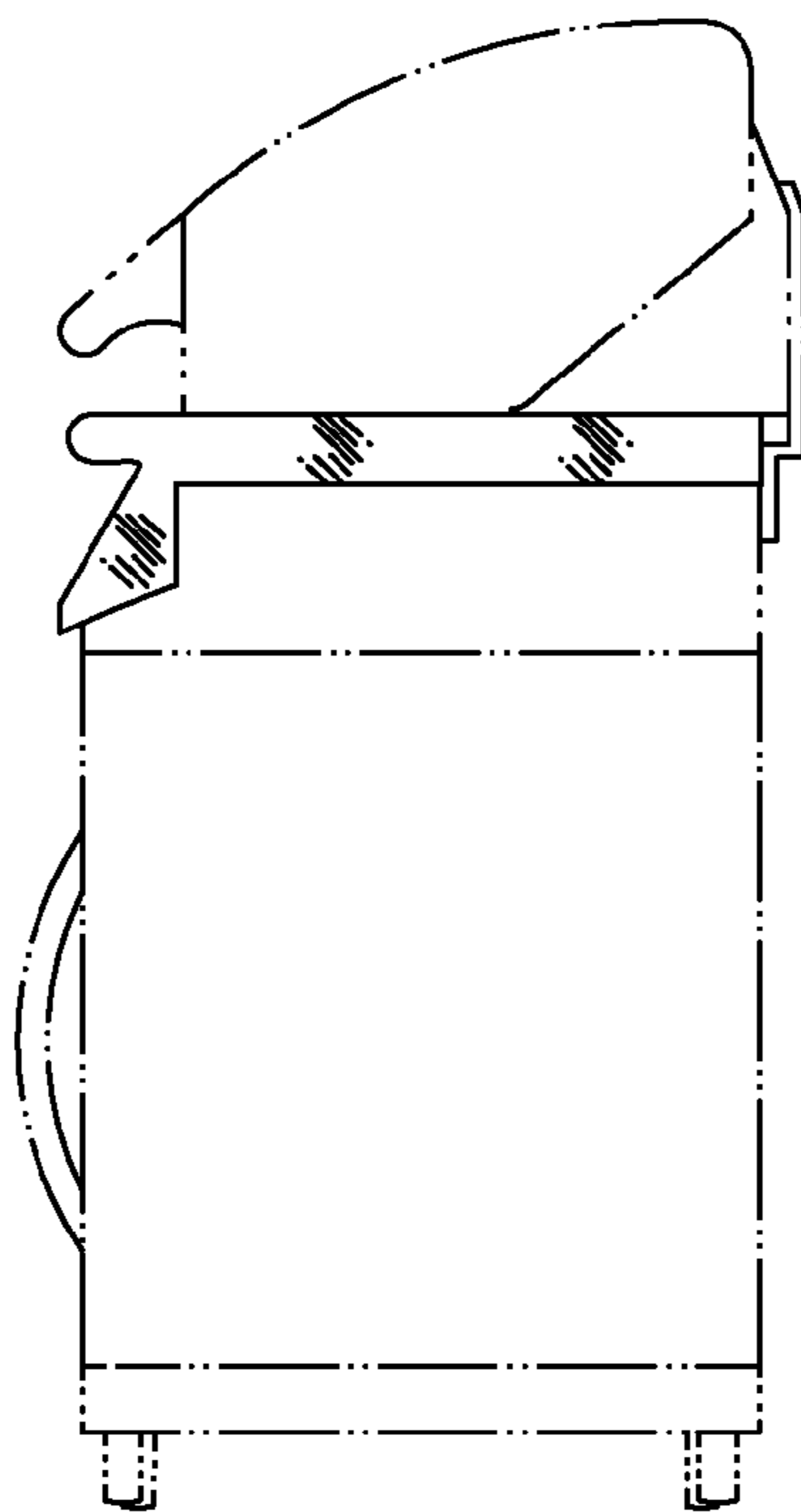


FIG. 5



FIG. 6

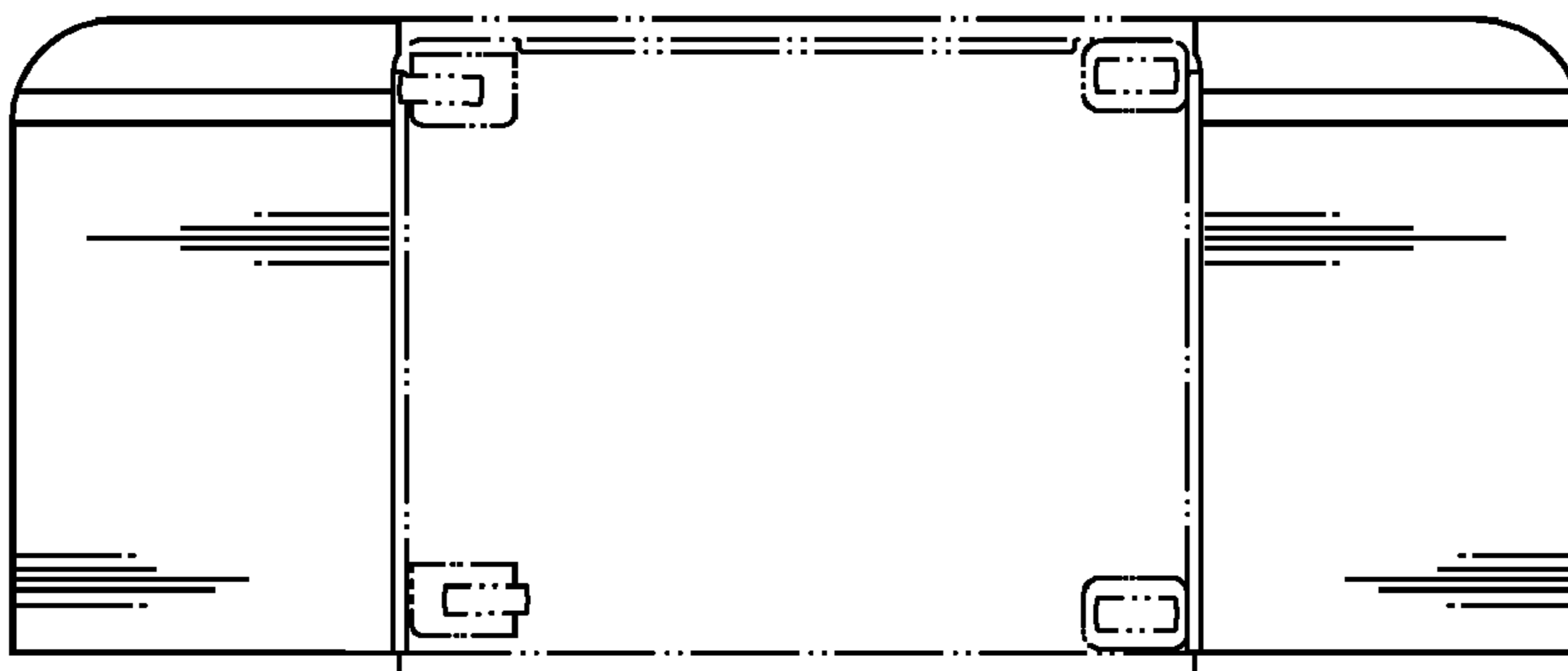


FIG. 7