

US00D546612S

(12) **United States Design Patent**  
**Makin**

(10) **Patent No.:** **US D546,612 S**  
(45) **Date of Patent:** **\*\* Jul. 17, 2007**

(54) **LAYER PAD**

(75) Inventor: **John Makin**, Rotherham (GB)

(73) Assignee: **Loadhog Limited**, Sheffield (GB)

(\*\*) Term: **14 Years**

(21) Appl. No.: **29/257,839**

(22) Filed: **Apr. 11, 2006**

(30) **Foreign Application Priority Data**

Oct. 17, 2005 (EM) ..... 000417357

(51) **LOC (8) Cl.** ..... **06-13**

(52) **U.S. Cl.** ..... **D6/595**

(58) **Field of Classification Search** ..... D6/58,  
D6/583, 595, 596, 602, 603, 605, 606, 608,  
D6/609, 612, 613, 616, 617; 5/417-420,  
5/482-484, 487, 502, 636, 644; 2/69, 69.5;  
160/379; D20/10

See application file for complete search history.

(56) **References Cited**

**U.S. PATENT DOCUMENTS**

135,389	A *	1/1873	Van Est	.....	160/379
795,108	A *	7/1905	Doellinger	.....	5/644
2,637,860	A *	5/1953	Lehigh	.....	5/502
4,137,583	A *	2/1979	Baldwin et al.	.....	5/420
D293,339	S *	12/1987	Evenson	.....	D20/10
D313,722	S *	1/1991	Axelson	.....	D6/605
5,042,090	A *	8/1991	Cook	.....	2/69
D339,708	S *	9/1993	DeStefanis	.....	D6/601

6,094,759	A *	8/2000	Thompson	.....	5/420
6,381,779	B1 *	5/2002	Thompson	.....	5/502
D479,938	S *	9/2003	Quirk et al.	.....	D6/603
2003/0159193	A1 *	8/2003	LeFevre et al.	.....	2/69.5

**FOREIGN PATENT DOCUMENTS**

EP	1291306	3/2003
FR	2593782	8/1987

\* cited by examiner

*Primary Examiner*—Robert M. Spear

*Assistant Examiner*—Mary Ann Calabrese

(74) *Attorney, Agent, or Firm*—King & Schickli, PLLC

(57) **CLAIM**

The ornamental design for the layer pad, as shown and described.

**DESCRIPTION**

FIG. 1 is a perspective view of the layer pad showing my new design;

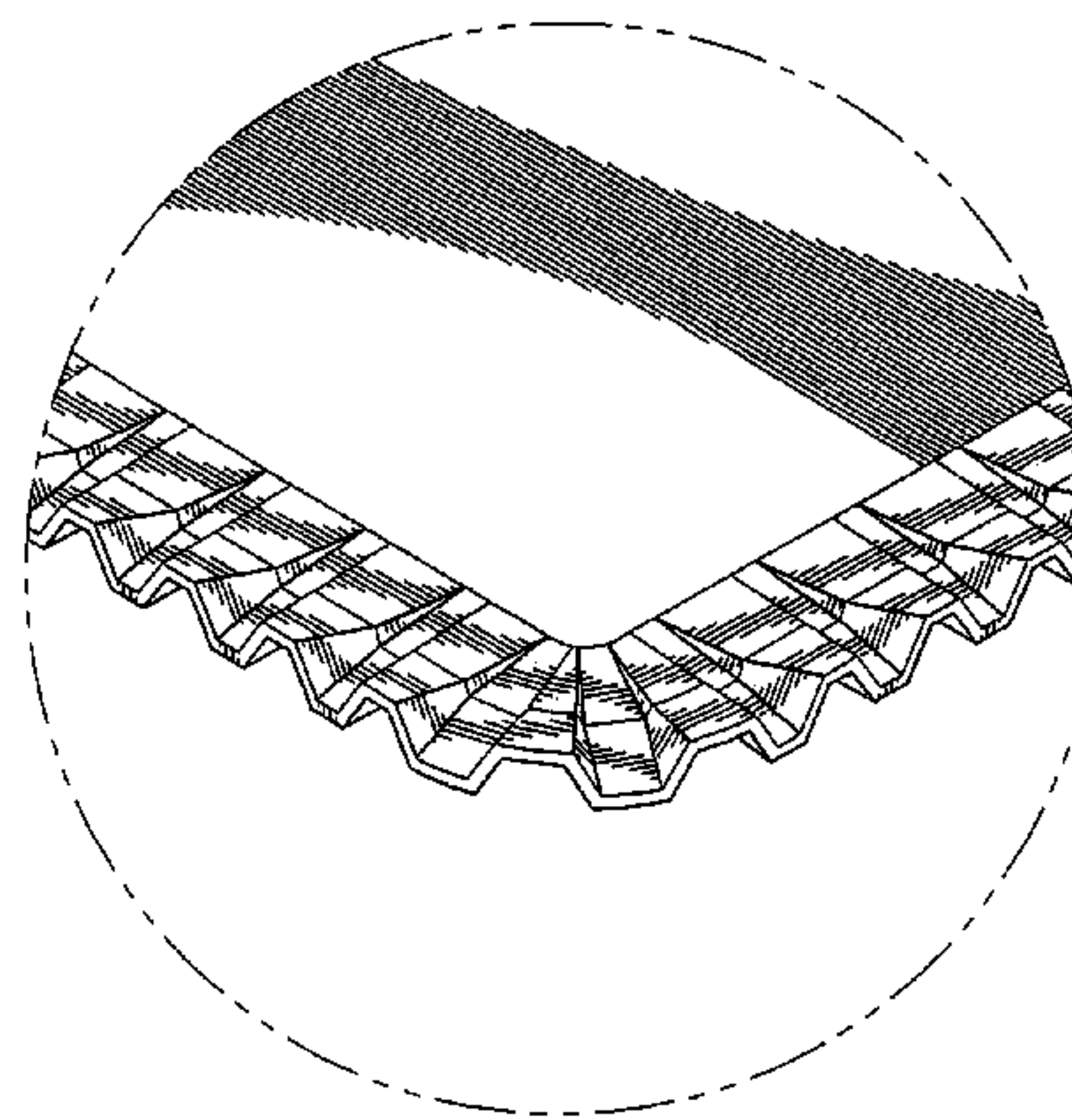
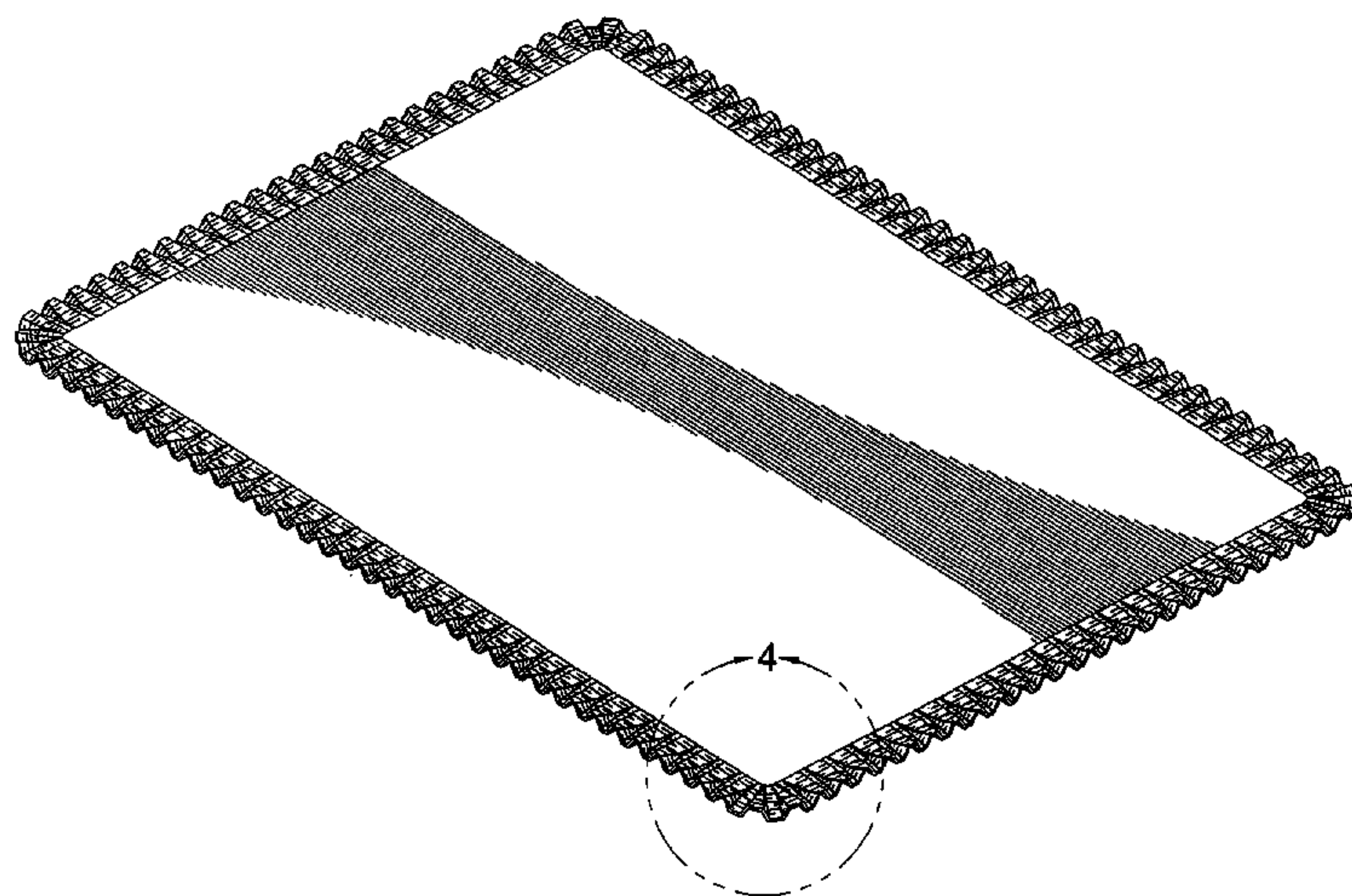
FIG. 2 is a top plan view, the bottom plan view being a mirror image thereof;

FIG. 3 is a left side elevational view, the right side elevational view being a mirror image thereof; and,

FIG. 4 is an enlarged fragmentary view of the section within the broken lines in FIG. 1.

It is understood that the broken lines in the Figures are for illustrative purposes only and form no part of the claimed design.

**1 Claim, 4 Drawing Sheets**



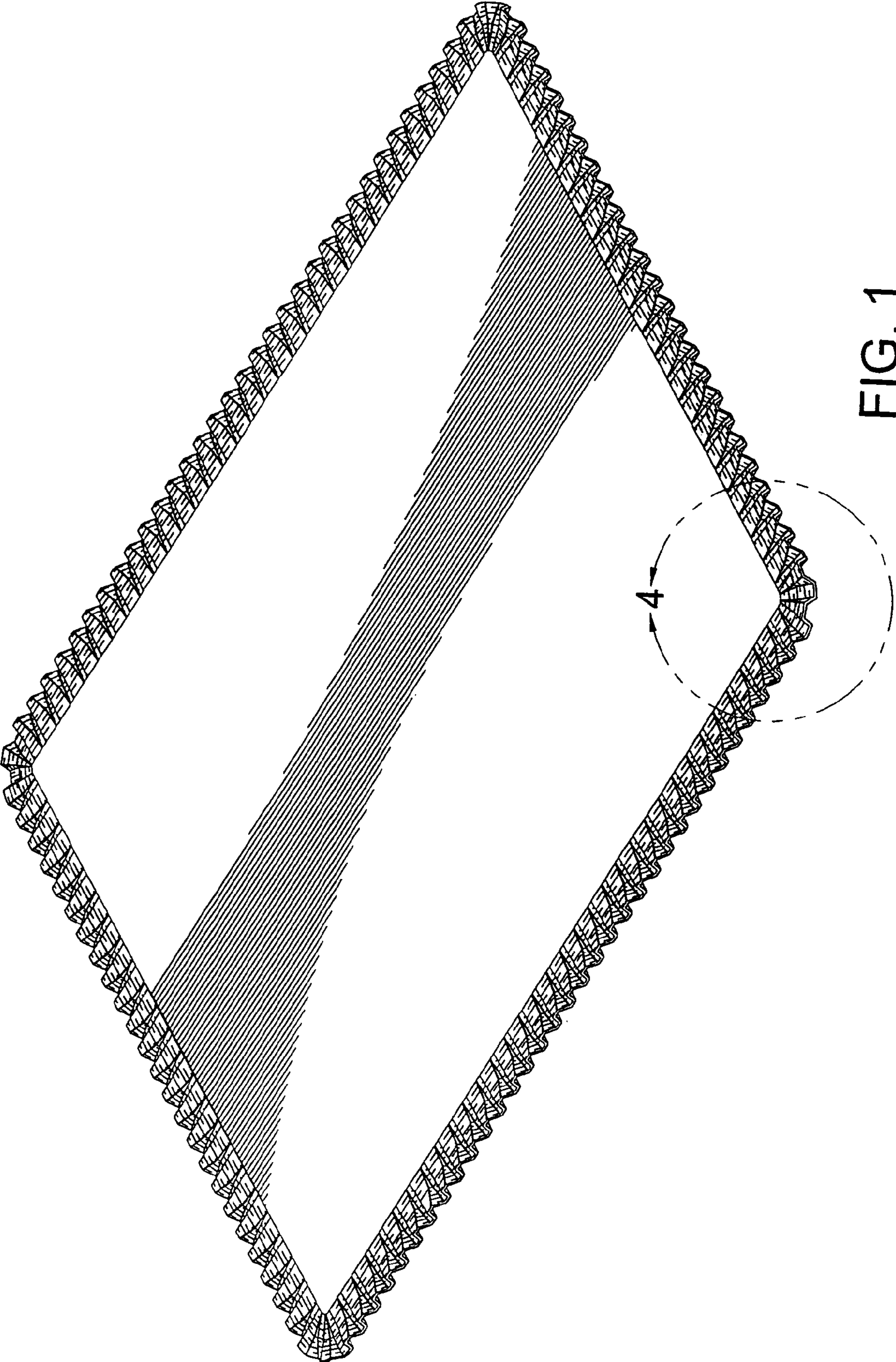


FIG. 1






FIG. 2



FIG. 3

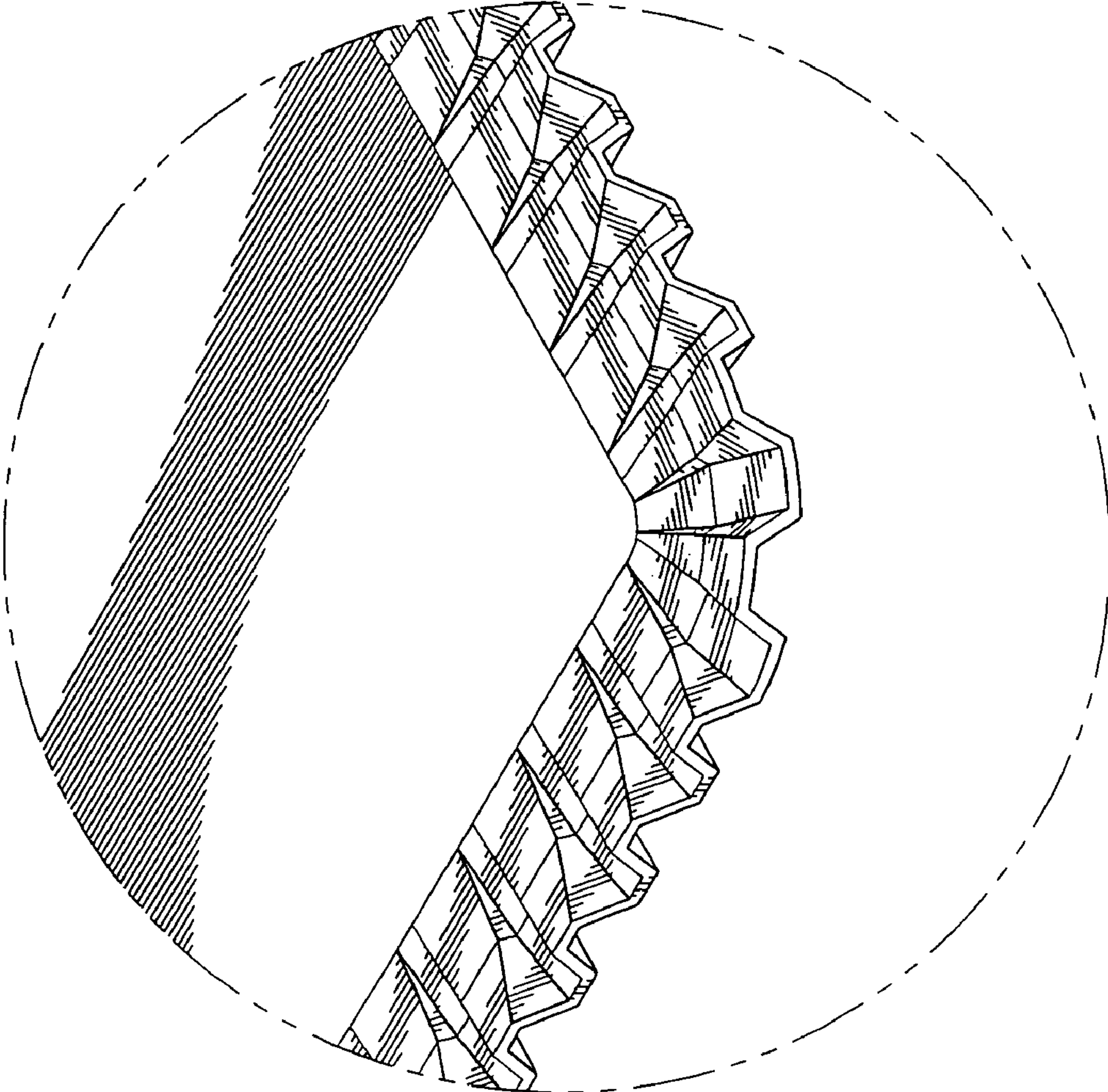


FIG. 4