



US00D546611S

(12) **United States Design Patent**
Bouroullec et al.

(10) **Patent No.:** **US D546,611 S**

(45) **Date of Patent:** **** Jul. 17, 2007**

(54) **SHELF**

(75) Inventors: **Ronan Bouroullec**, Saint-Louis (FR);
Erwan Bouroullec, Saint-Louis (FR)

(73) Assignee: **Hansgrohe AG** (DE)

(**) Term: **14 Years**

(21) Appl. No.: **29/239,480**

(22) Filed: **Sep. 30, 2005**

(30) **Foreign Application Priority Data**

Apr. 8, 2005 (EM) 000324223-0003

(51) **LOC (8) Cl.** **06-04**

(52) **U.S. Cl.** **D6/574**

(58) **Field of Classification Search** D6/553,
D6/567, 572, 574; 108/28-29; 248/235,
248/309.1; 211/13.1, 42, 71.01, 86.01, 88.01,
211/88.03, 90.01, 90.03, 126.1, 133.5, 134,
211/153, 182

See application file for complete search history.

(56) **References Cited**

U.S. PATENT DOCUMENTS

D260,832 S * 9/1981 Verdesca et al. D6/572
D358,733 S * 5/1995 Paul D6/574
D373,699 S * 9/1996 Moon D6/574
D394,774 S * 6/1998 St-Pierre et al. D6/571

D398,470 S * 9/1998 St-Pierre et al. D6/574
D430,955 S * 9/2000 Ishida D28/36
D433,860 S * 11/2000 Suzuki D6/555
D436,782 S * 1/2001 Rapp D6/574
D486,684 S * 2/2004 Hessell D6/574
D489,927 S * 5/2004 Hoernig D6/574
D492,872 S * 7/2004 Graves et al. D6/574
D509,088 S * 9/2005 Hoernig D6/574
D509,393 S * 9/2005 Winig et al. D6/574

* cited by examiner

Primary Examiner—Brian N Vinson

(74) *Attorney, Agent, or Firm*—Kwadjo Adusei-Poku; Lloyd
D. Doigan

(57) **CLAIM**

The ornamental design for a shelf, as shown and described.

DESCRIPTION

FIG. 1 is a front perspective view of a shelf showing our design;

FIG. 2 is a left side elevational view thereof; the right side elevational view being a mirror image thereof;

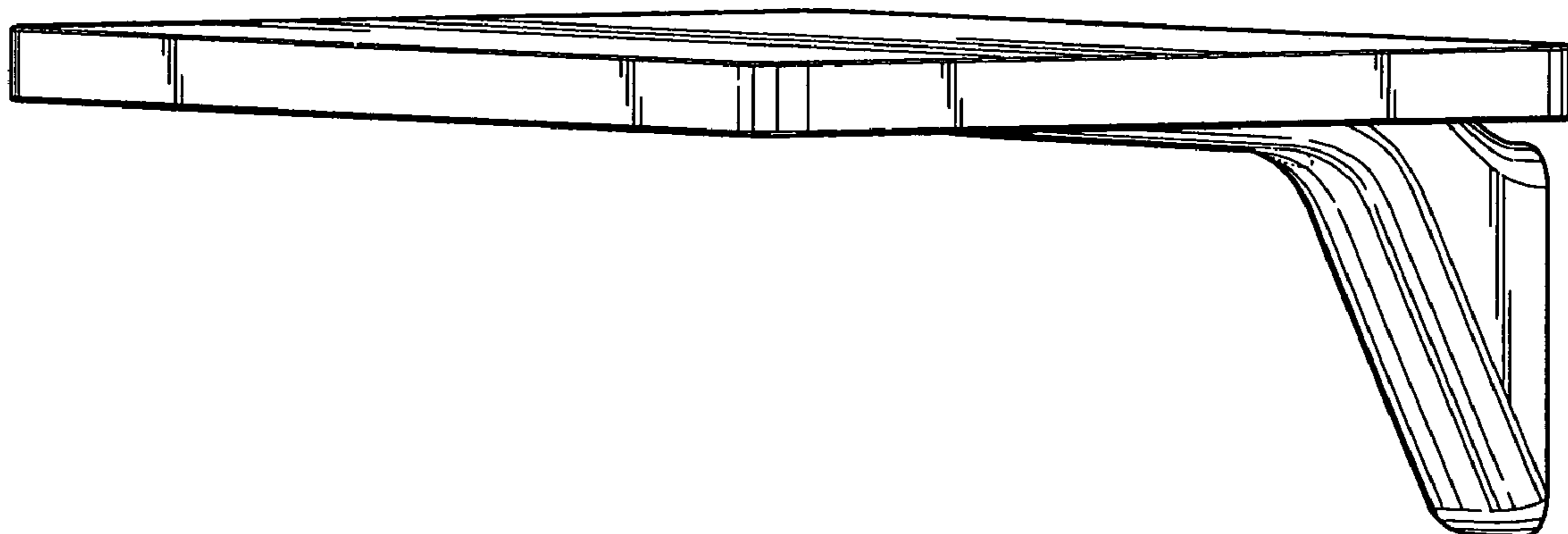
FIG. 3 is a top plan view thereof;

FIG. 4 is a rear elevational view thereof;

FIG. 5 is a front elevational view thereof; and,

FIG. 6 is a bottom plan view thereof.

1 Claim, 3 Drawing Sheets



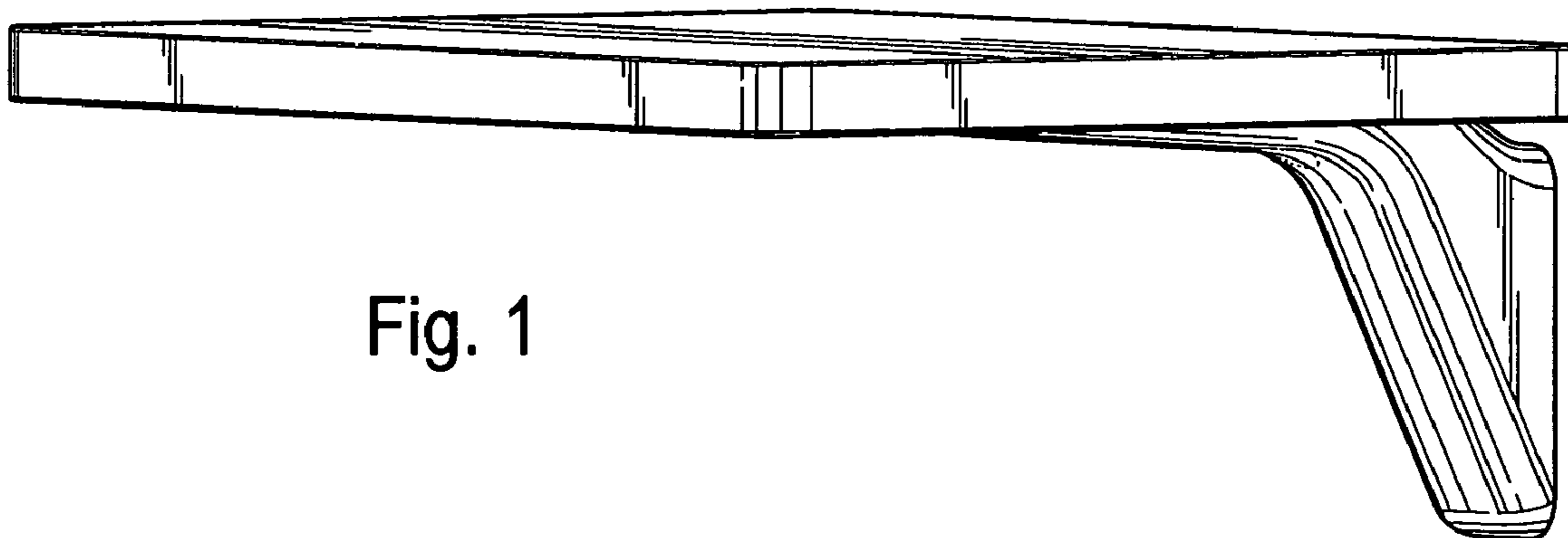


Fig. 1

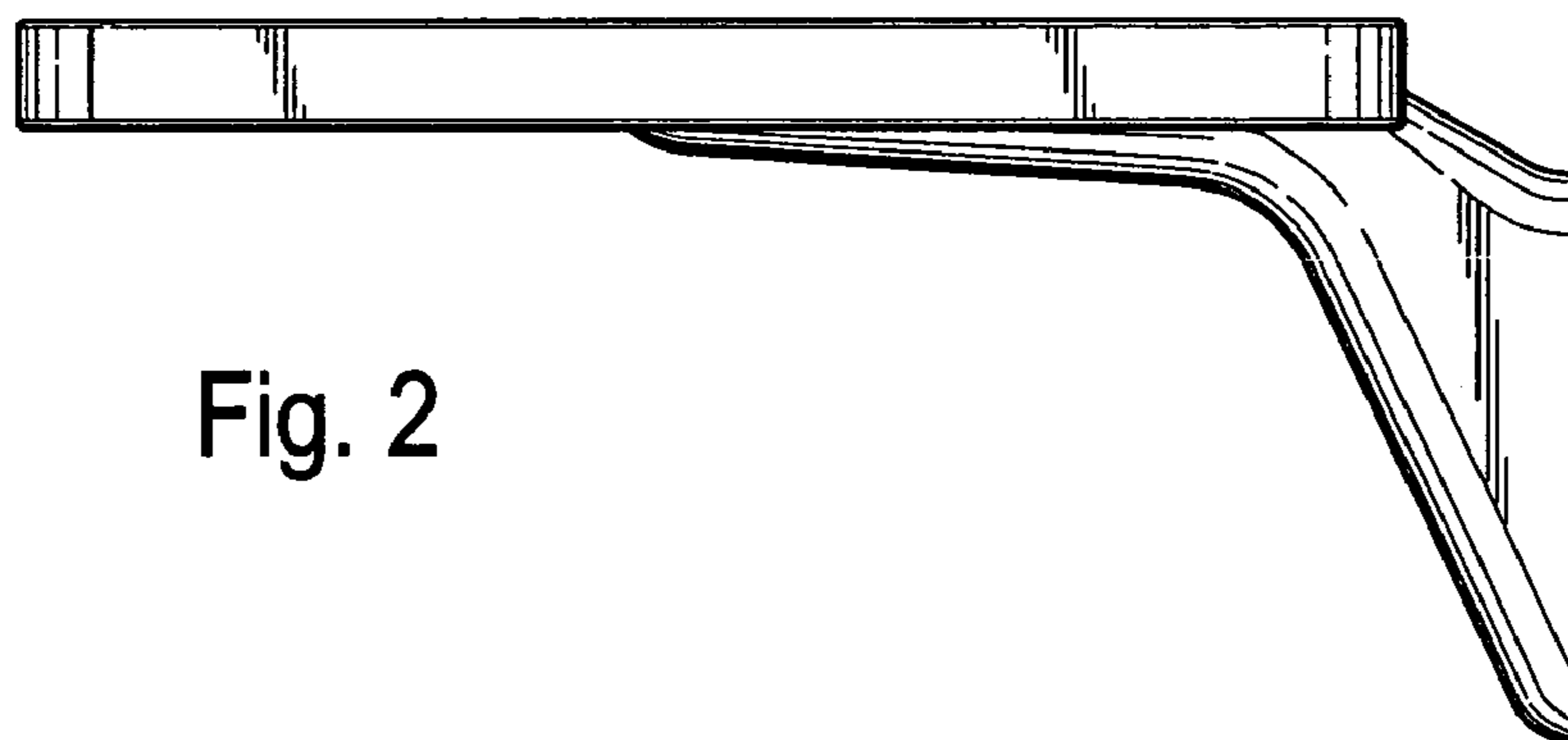


Fig. 2

Fig. 3

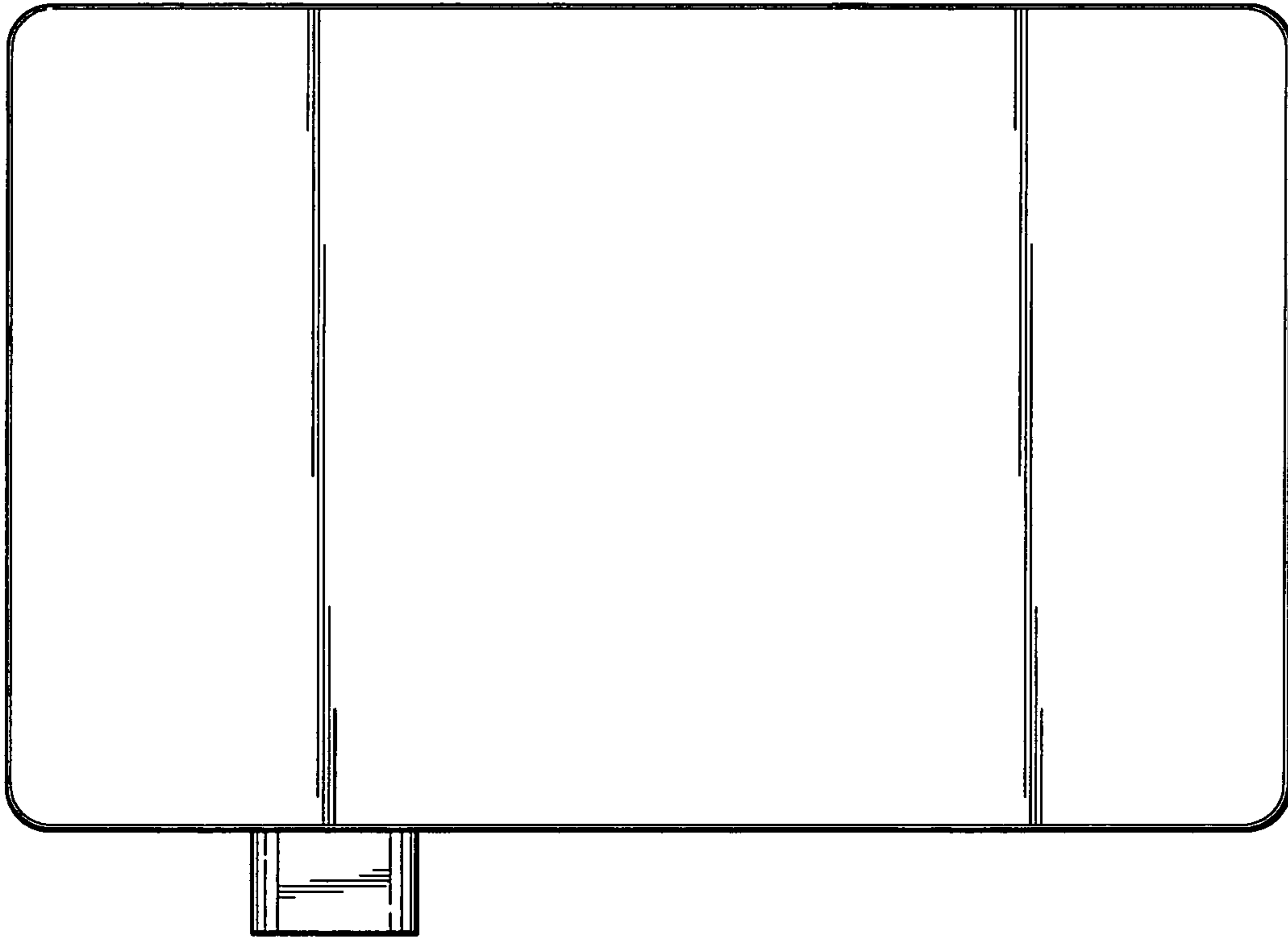


Fig. 4

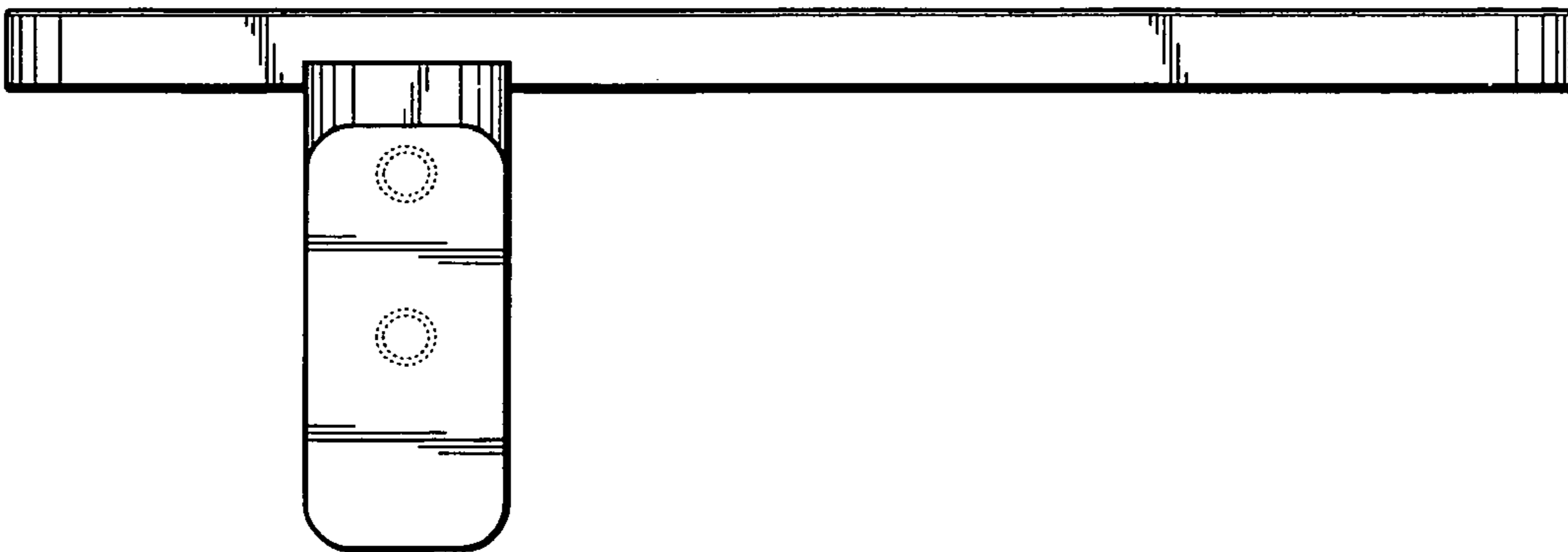


Fig. 5

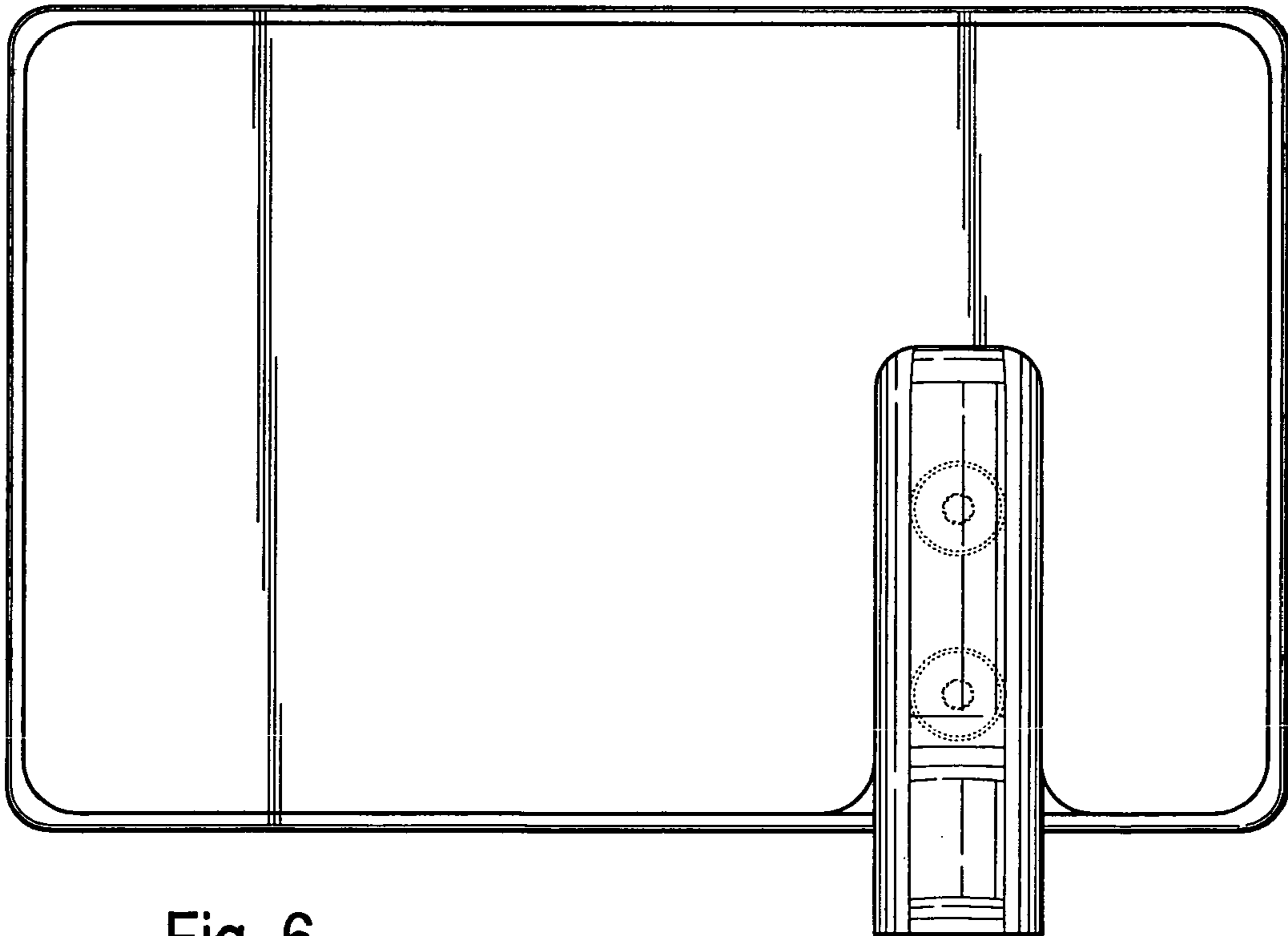



Fig. 6