

US00D546595S

(12) **United States Design Patent**
Hutton

(10) **Patent No.:** **US D546,595 S**

(45) **Date of Patent:** **** Jul. 17, 2007**

(54) **SEAT**

(75) Inventor: **Jennifer Hutton**, New York, NY (US)

(73) Assignee: **Donghia Furniture/Textiles Ltd.**, New York, NY (US)

(**) Term: **14 Years**

(21) Appl. No.: **29/224,913**

(22) Filed: **Mar. 8, 2005**

(51) **LOC (8) Cl.** **06-01**

(52) **U.S. Cl.** **D6/502**

(58) **Field of Classification Search** D6/334-336,
D6/371, 381, 500-502, 349, 369, 370, 372,
D6/376, 379, 380; 297/232, 445.1, 451.3,
297/451.9; 5/12.1

See application file for complete search history.

(56) **References Cited**

U.S. PATENT DOCUMENTS

D70,187 S *	5/1926	Ruben	D6/334
D72,995 S *	7/1927	Erskine	D6/334
D93,384 S *	9/1934	Daly	D6/334
D211,018 S *	5/1968	Granger	D6/501
D211,573 S *	7/1968	Granger	D6/334
D211,632 S *	7/1968	Granger	D6/500
D229,907 S *	1/1974	Gill	D6/334
D240,376 S *	7/1976	Adkinson	D6/334
D253,439 S *	11/1979	Prevost	D6/334
D270,021 S *	8/1983	Claman	D6/369
D338,112 S *	8/1993	Hutton	D6/334
D354,858 S	1/1995	Hutton	D6/334
D358,493 S *	5/1995	Ginat	D6/334
D359,856 S	7/1995	Hutton	D6/334
D360,309 S *	7/1995	Lowman	D6/334
D360,997 S	8/1995	Hutton	D6/381
D365,212 S *	12/1995	Lowman	D6/379
D367,365 S	2/1996	Hutton	D6/334
D368,378 S *	4/1996	Laslo	D6/334
D373,257 S	9/1996	Hutton	D6/381
D379,269 S	5/1997	Hutton	D6/334

D379,721 S *	6/1997	Chandler	D6/334
D383,318 S *	9/1997	Chandler	D6/334
D394,558 S *	5/1998	Hutton	D6/334
D395,958 S	7/1998	Hutton	D6/334
D400,015 S	10/1998	Hutton	D6/334
D403,167 S	12/1998	Hutton	D6/334
D404,212 S	1/1999	Hutton	D6/381
D405,966 S	2/1999	Hutton	D6/334
D407,231 S	3/1999	Hutton	D6/381
D408,157 S *	4/1999	Lewis	D6/334
D423,244 S	4/2000	Hutton	D6/381
D437,502 S	2/2001	Hutton	D6/381
D446,029 S	8/2001	Hutton	D6/334
D455,276 S *	4/2002	Hutton	D6/334
D459,102 S *	6/2002	Keller	D6/379

OTHER PUBLICATIONS

Patent Application for SEAT, U.S. Appl. No. 29/224,912, filed on same day as this application, (Mar. 8, 2005).

* cited by examiner

Primary Examiner—Sandra Snapp

(74) *Attorney, Agent, or Firm*—Heslin Rothenberg Farley & Mesiti P.C.

(57) **CLAIM**

The ornamental design for the seat, as shown and described.

DESCRIPTION

FIG. 1 is a perspective view of a seat comprising the new design;

FIG. 2 is a top view thereof;

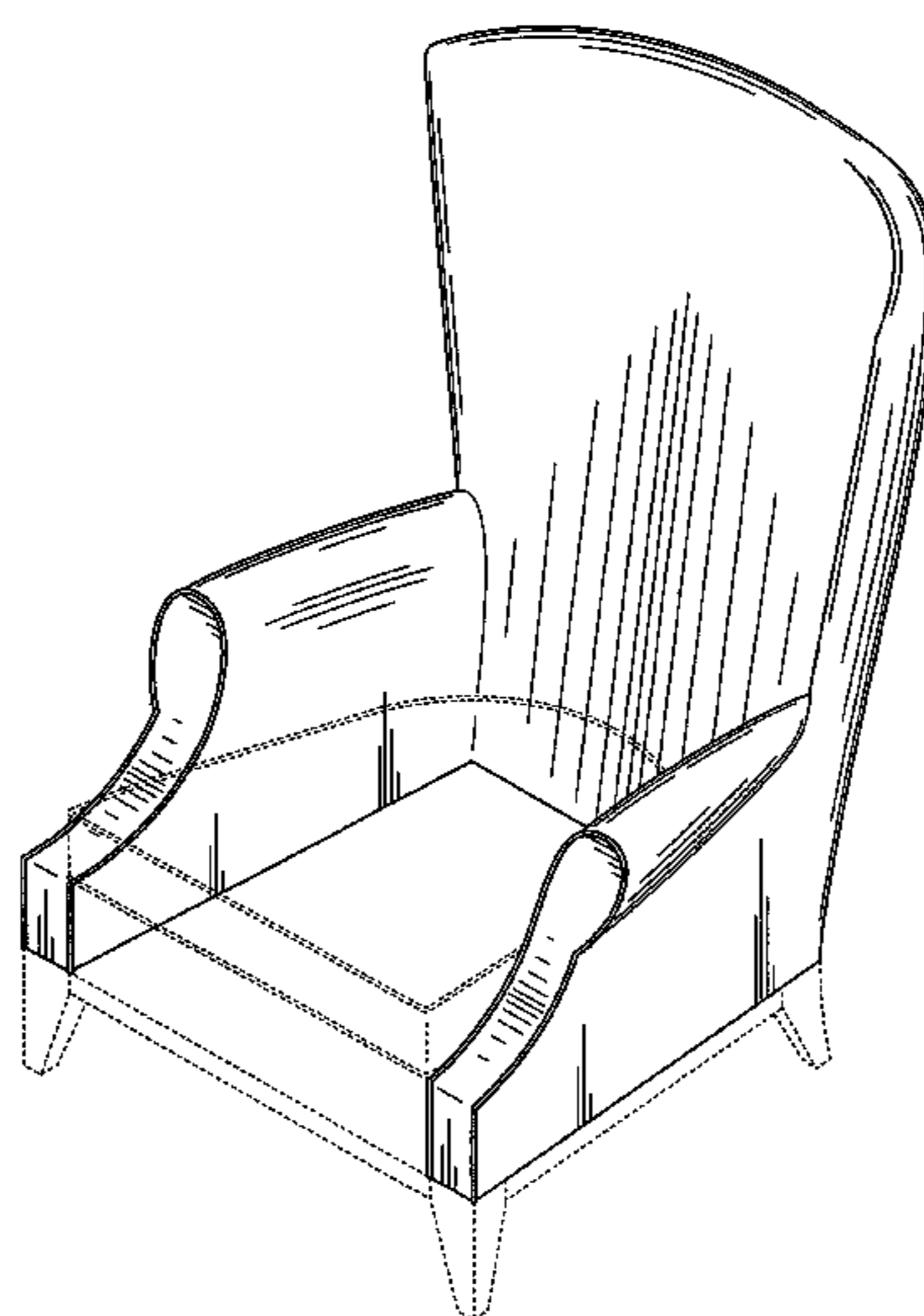
FIG. 3 is a front view thereof;

FIG. 4 is a left side view thereof; where the right side view is a mirror image thereof; and,

FIG. 5 is a rear view thereof.

The broken lines in the figures are for illustrative purposes only and form no part of the claimed invention.

1 Claim, 5 Drawing Sheets



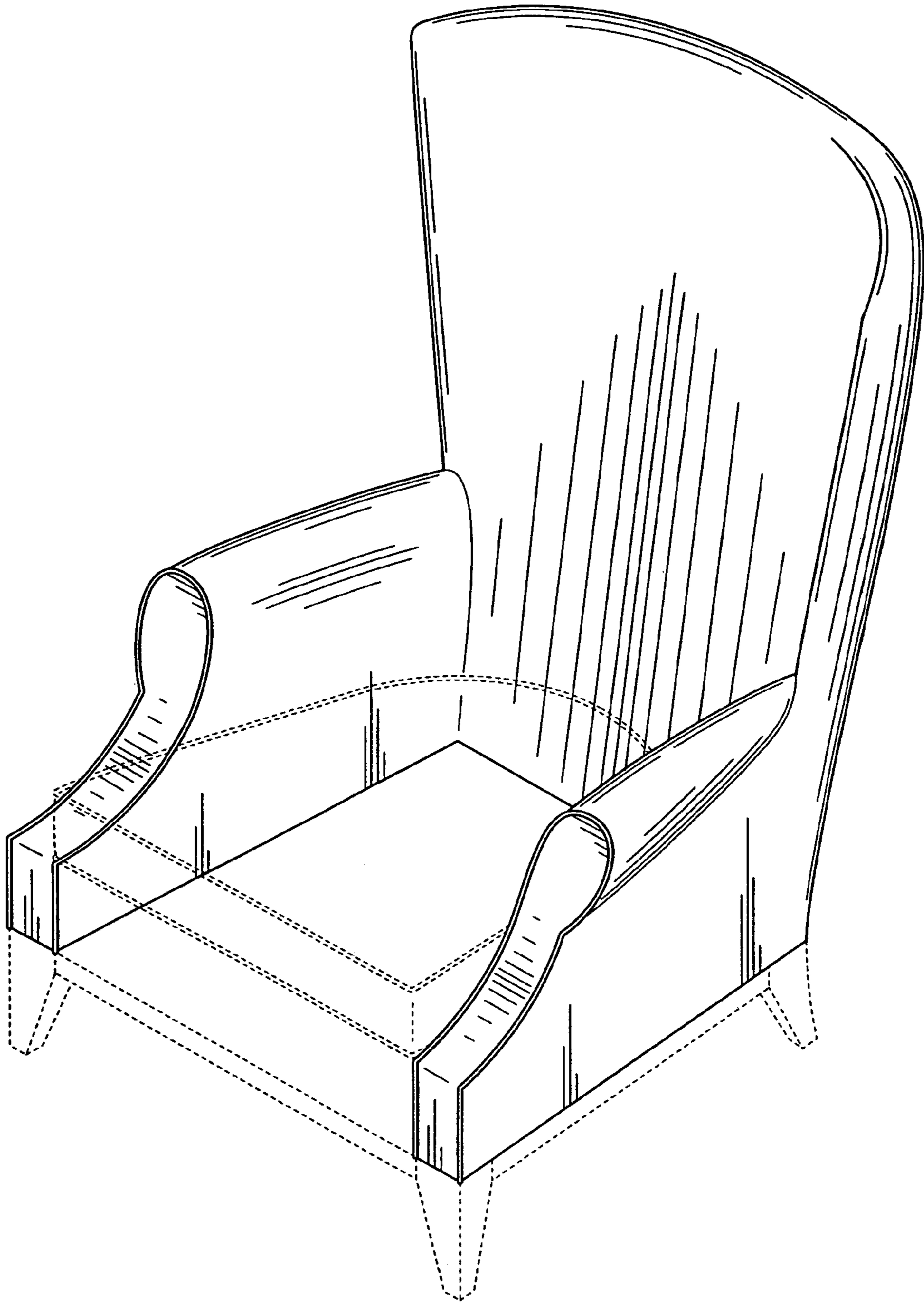


FIG. 1

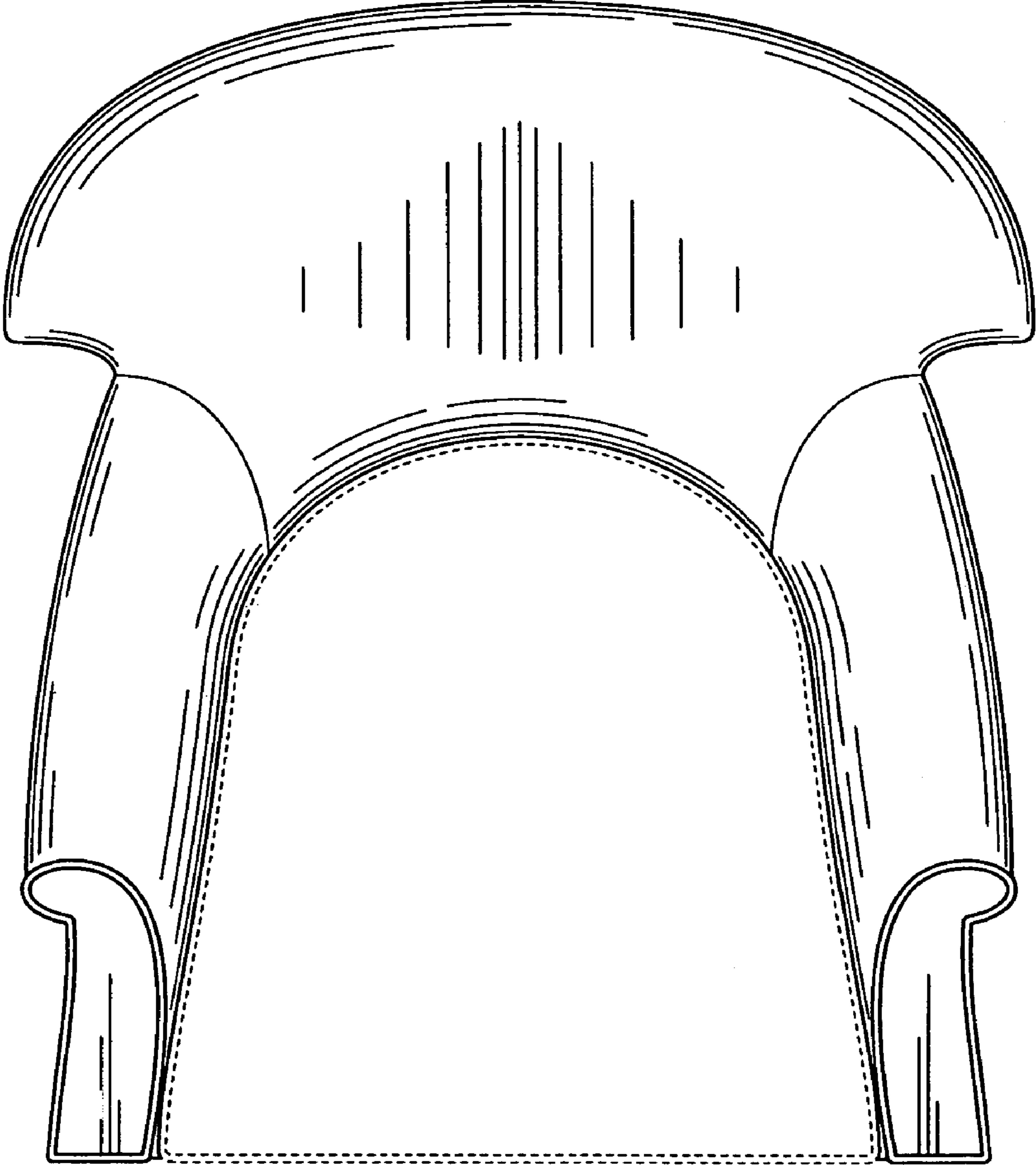


FIG. 2




FIG. 3

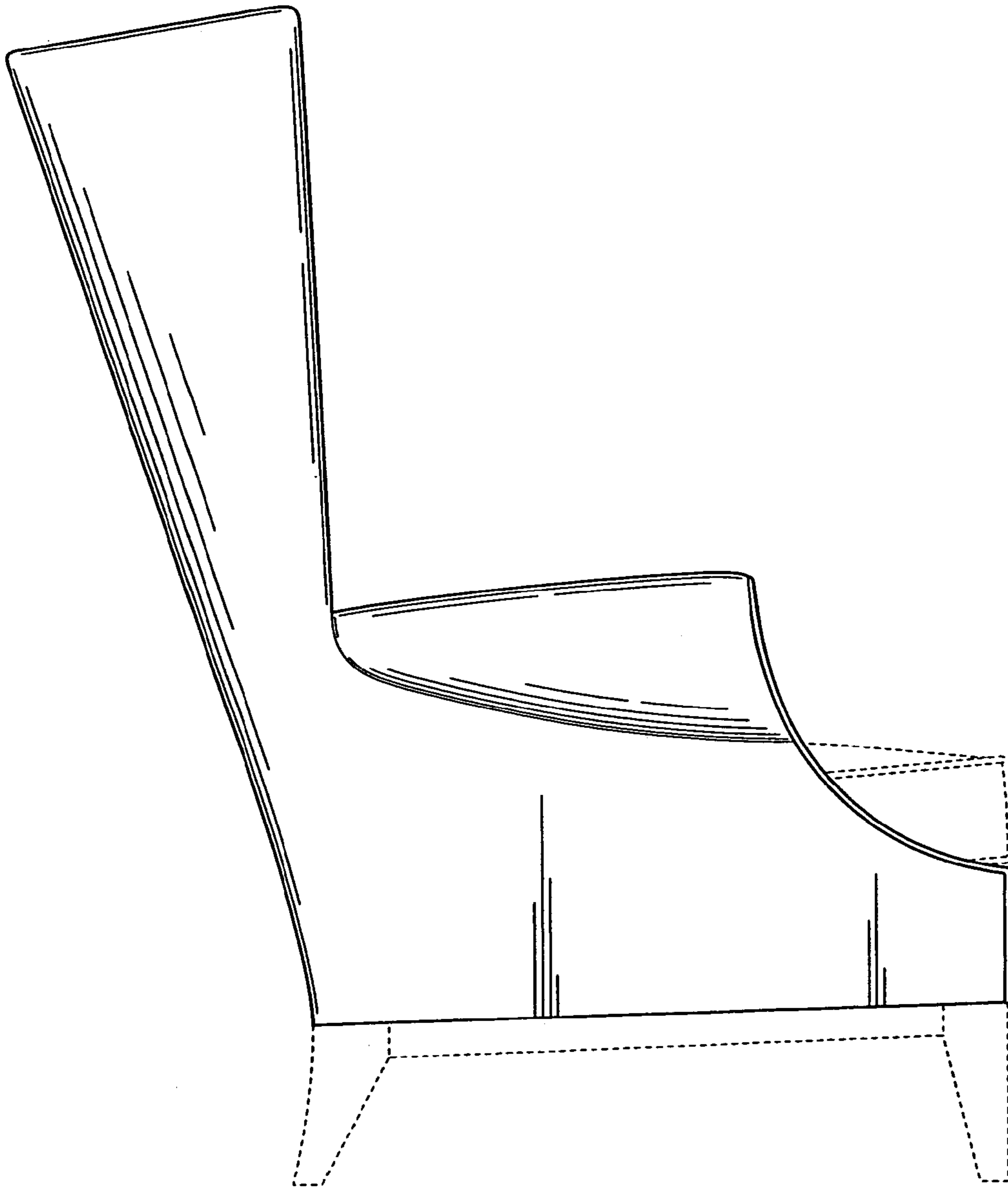


FIG. 4

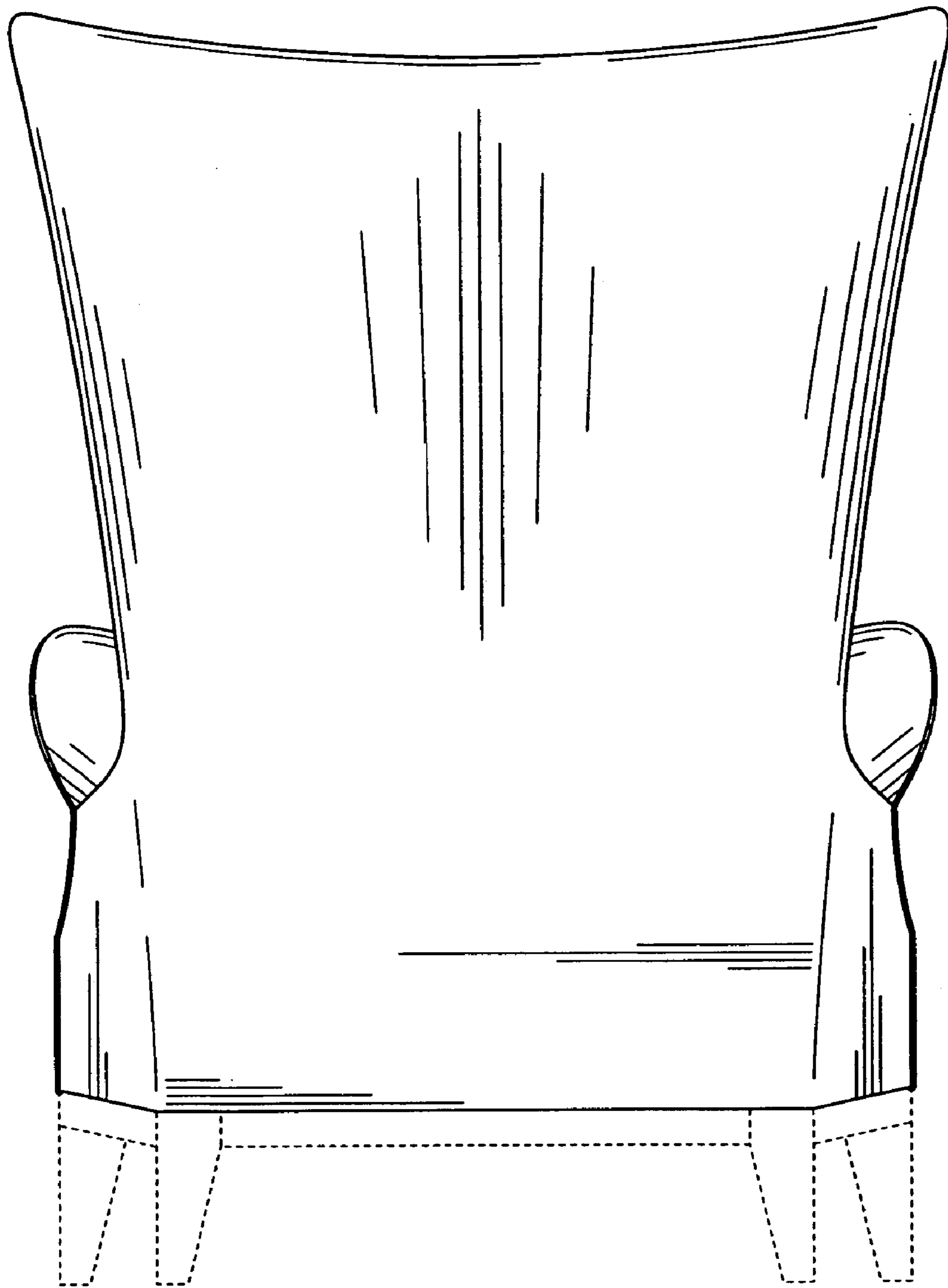


FIG. 5