

US00D546579S

(12) **United States Design Patent**
van Slooten et al.

(10) **Patent No.:** **US D546,579 S**

(45) **Date of Patent:** **** Jul. 17, 2007**

(54) **FURNITURE ASSEMBLY**

(76) Inventors: **Herman van Slooten**, Land van Altena
2, NL-8302 MK Emmeloord (NL);
Linde Leloux, Rosengardeweg 53,
NL-7722 PT Daifsen (NL)

(**) Term: **14 Years**

(21) Appl. No.: **29/253,702**

(22) Filed: **Feb. 9, 2006**

(30) **Foreign Application Priority Data**

Aug. 9, 2005 (EM) 000384888-0001

(51) **LOC (8) Cl.** **06-04**

(52) **U.S. Cl.** **D6/436**

(58) **Field of Classification Search** D6/436-439,
D6/470-472; 312/7.2, 114, 117, 118
See application file for complete search history.

(56) **References Cited**

U.S. PATENT DOCUMENTS

D129,825 S * 10/1941 Simon D6/478
D247,403 S * 3/1978 Muller D6/431
D249,002 S * 8/1978 Offredi D6/431
4,103,782 A * 8/1978 Mayer 211/126.1

D251,945 S * 5/1979 Offredi D6/436
D263,359 S * 3/1982 Parrish, III D6/438
4,941,714 A * 7/1990 Seymour 312/31
5,158,344 A * 10/1992 Thurston 312/7.2
D364,761 S * 12/1995 Huggins D6/474
D373,488 S * 9/1996 Johnson D6/436
D498,614 S * 11/2004 Kalaouze D6/470

* cited by examiner

Primary Examiner—Cathron C. Brooks

(74) *Attorney, Agent, or Firm*—Abelman, Frayne & Schwab

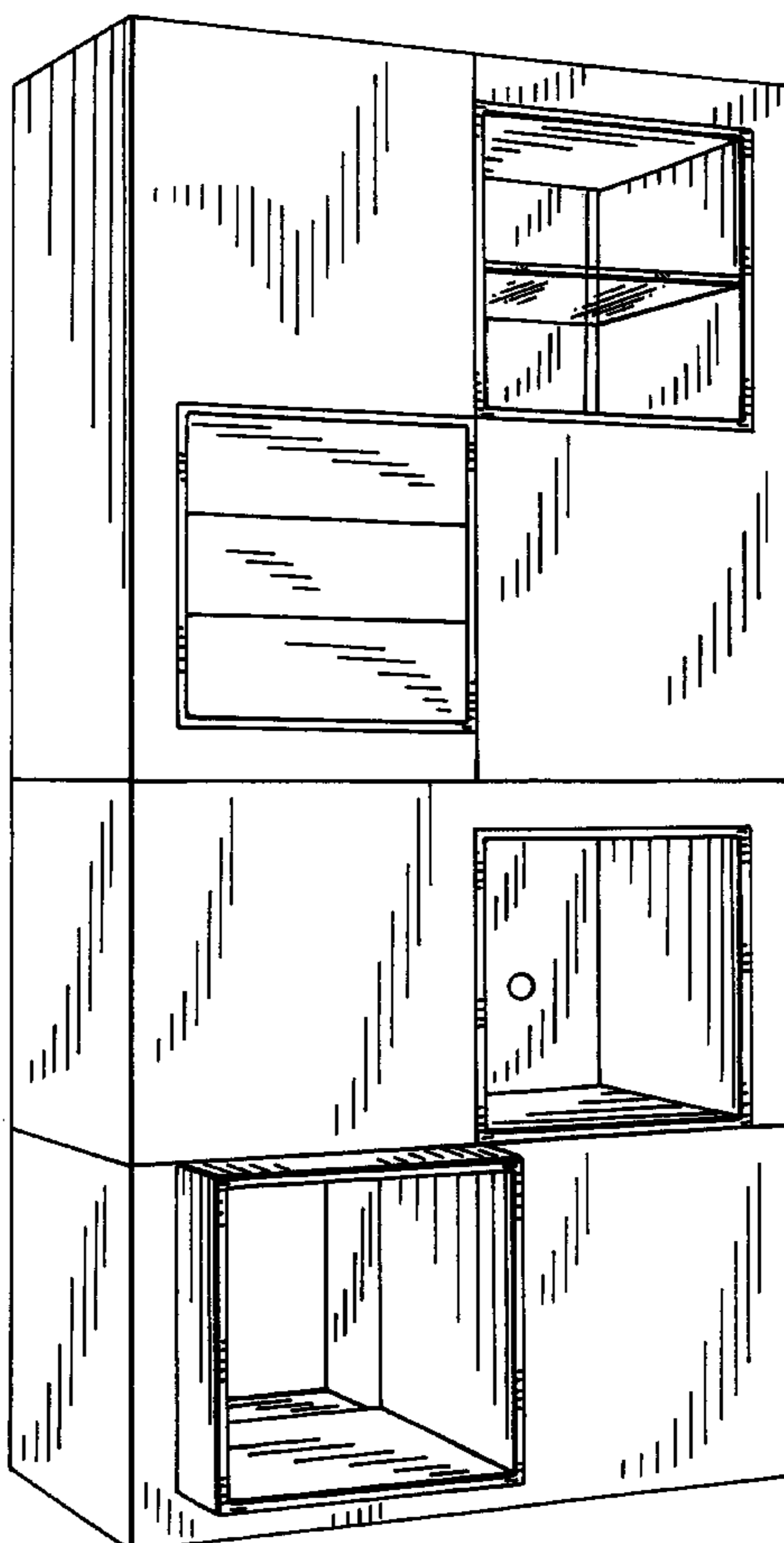
(57) **CLAIM**

The ornamental design for a furniture assembly, as shown and described.

DESCRIPTION

FIG. 1 is a front left side perspective view of a furniture assembly showing our new design;
FIG. 2 is a right side elevational view thereof;
FIG. 3 is a bottom plan view thereof;
FIG. 4 is a front elevational view thereof;
FIG. 5 is a left side elevational view thereof; and,
FIG. 6 is a top plan view thereof.

1 Claim, 3 Drawing Sheets



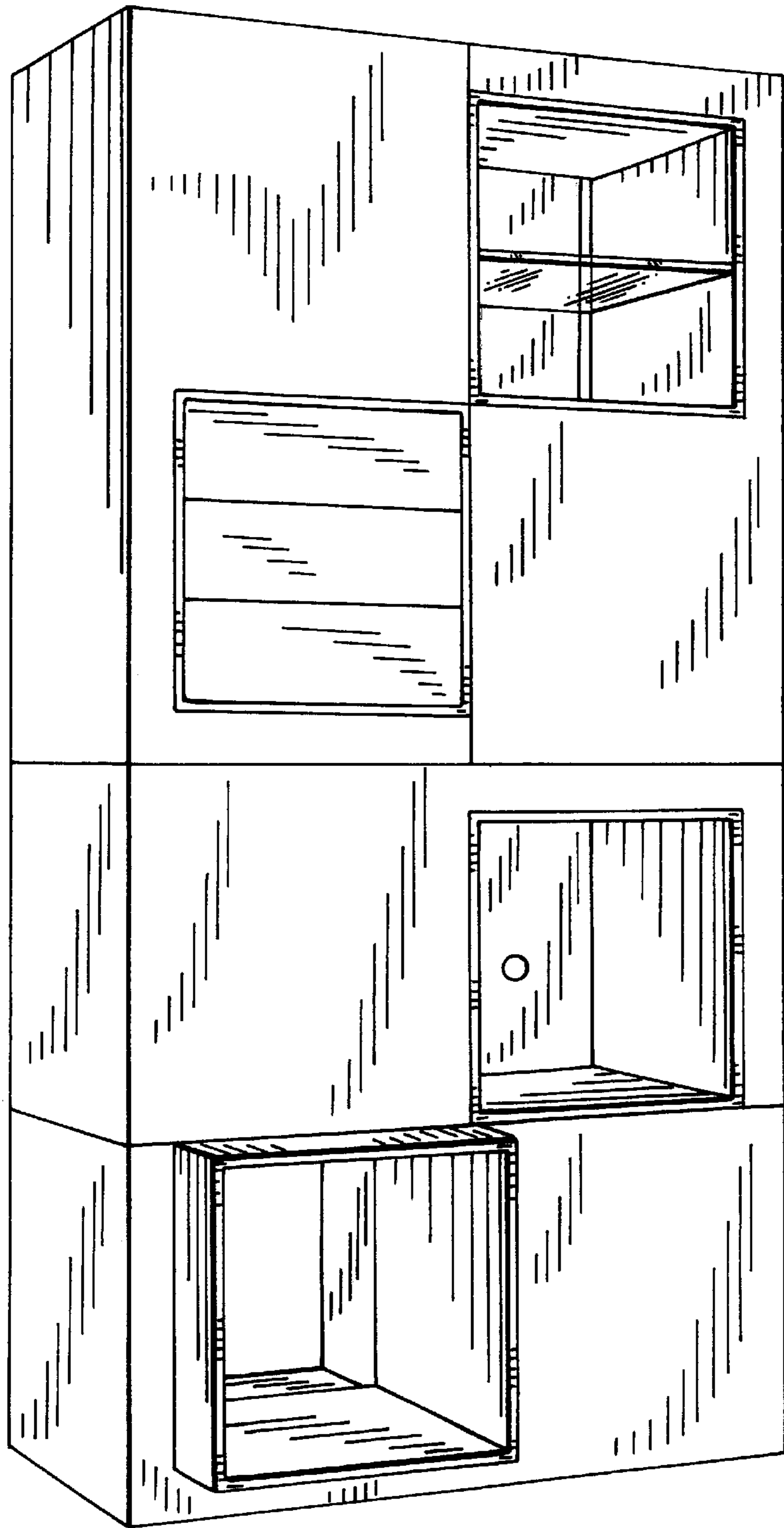


FIG. 1




FIG. 2

FIG. 3

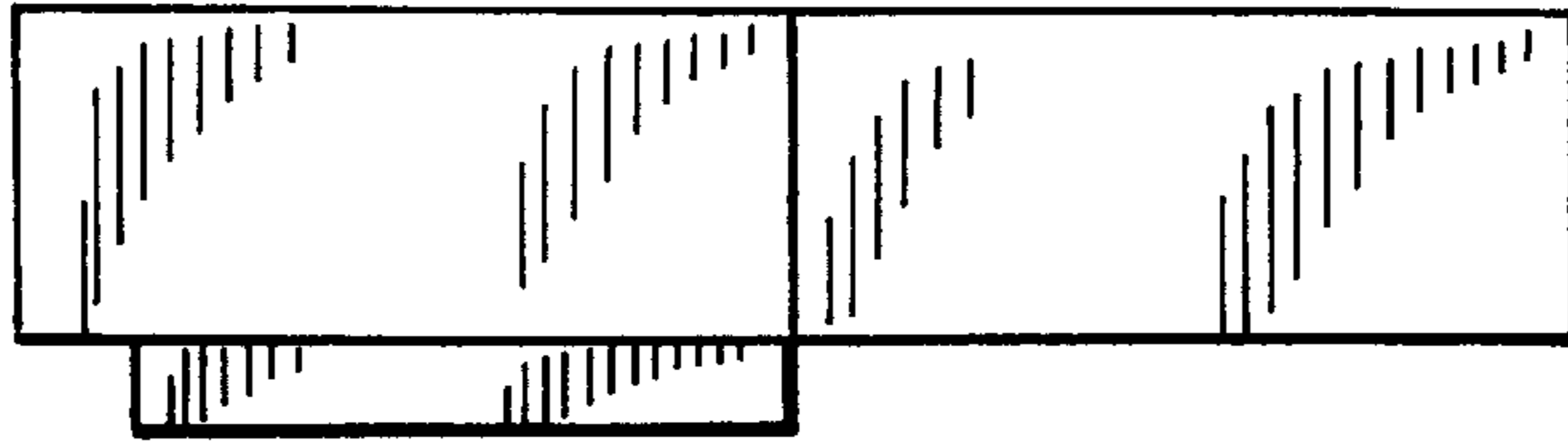
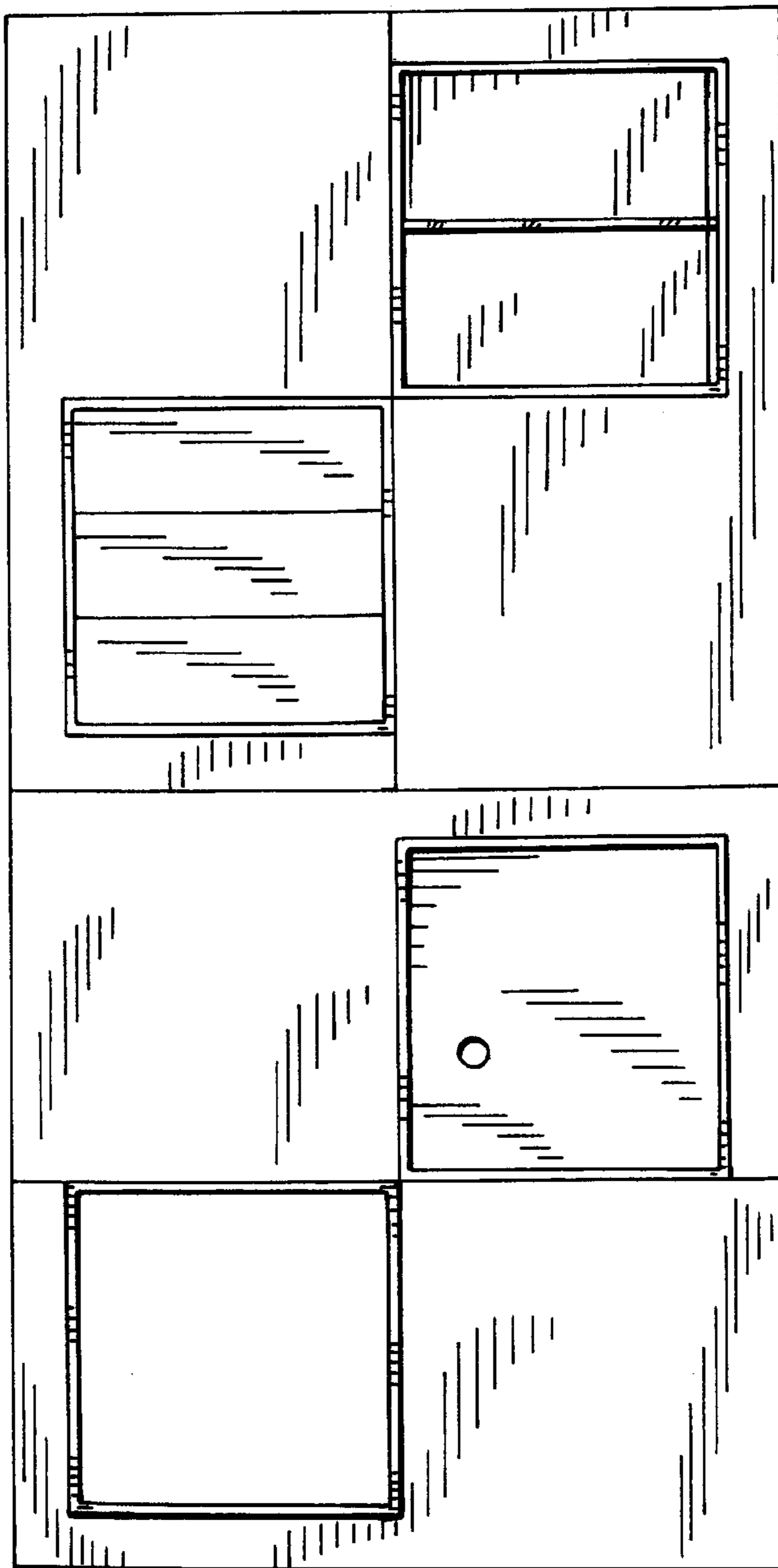


FIG. 4



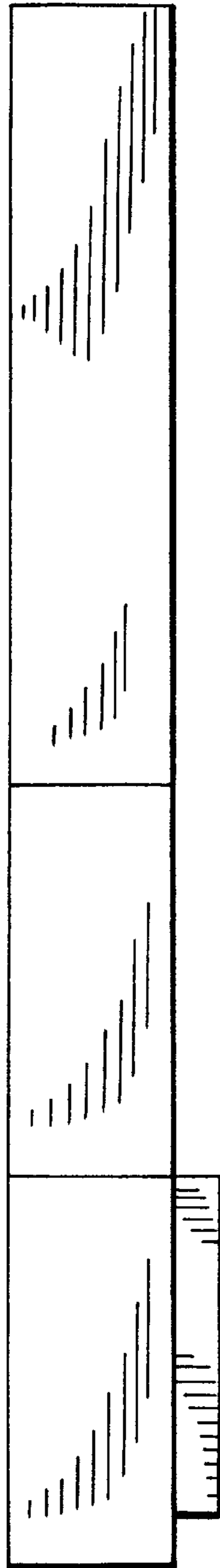


FIG. 5

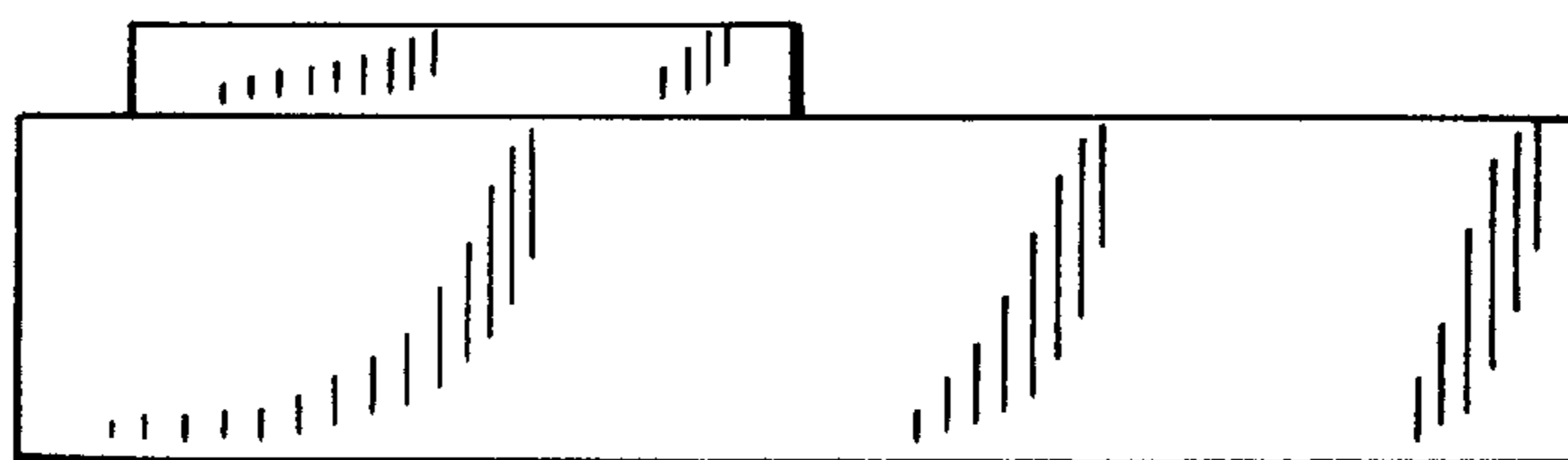


FIG. 6