

US00D546574S

(12) **United States Design Patent**  
**Kaloustian**

(10) **Patent No.:** **US D546,574 S**  
(45) **Date of Patent:** **\*\* Jul. 17, 2007**

(54) **SEATING UNIT**

(75) Inventor: **John M. Kaloustian**, Northville, MI  
(US)  
(73) Assignee: **Steelcase Development Corporation**,  
Caledonia, MI (US)

(\*\*) Term: **14 Years**

(21) Appl. No.: **29/231,065**

(22) Filed: **Jun. 1, 2005**

(51) **LOC (8) Cl.** ..... **06-01**  
(52) **U.S. Cl.** ..... **D6/374**  
(58) **Field of Classification Search** ..... D6/334-336,  
D6/365, 374-375, 379-380, 500-502; 297/445.1,  
297/446.1, 451.1, 452.15, DIG. 2  
See application file for complete search history.

D378,553 S \* 3/1997 Newhouse ..... D6/373  
5,647,075 A 7/1997 Perkins  
5,653,499 A 8/1997 Goodall  
5,655,743 A 8/1997 Gillis  
D391,423 S 3/1998 Leib  
5,746,480 A 5/1998 Bonutti  
5,765,911 A 6/1998 Sorenson  
5,865,124 A 2/1999 Wroe  
5,901,934 A 5/1999 Wilson  
5,931,537 A 8/1999 Gollin et al.  
6,003,446 A 12/1999 Leibowitz  
D418,322 S \* 1/2000 Hock ..... D6/374  
6,145,926 A 11/2000 Lin  
6,227,511 B1 5/2001 De Costa

(Continued)

*Primary Examiner*—Caron D. Veynar  
*Assistant Examiner*—Abraham Bahta  
(74) *Attorney, Agent, or Firm*—Price, Heneveld, Cooper,  
DeWitt & Litton LLP

(56) **References Cited**

U.S. PATENT DOCUMENTS

D171,208 S \* 12/1953 Jones ..... D6/375  
2,726,713 A 12/1955 Turner  
3,156,498 A 11/1964 Blodee  
D199,902 S \* 12/1964 Petersen ..... D6/374  
D202,264 S \* 9/1965 Albinson ..... D6/374  
3,322,460 A 5/1967 Leverman  
D214,315 S \* 6/1969 Bartholomew ..... D6/374  
3,712,668 A 1/1973 Fink  
3,751,789 A 8/1973 Fink  
D236,670 S \* 9/1975 Uyeda ..... D6/375  
4,067,606 A 1/1978 Desmoulins  
nee Fouchereau et al.  
4,560,128 A 12/1985 Willeby et al.  
D327,783 S 7/1992 Currinjee  
5,356,107 A 10/1994 Sinohuiz  
5,407,249 A 4/1995 Bonutti  
D377,431 S 1/1997 Stumpf et al.  
5,597,148 A 1/1997 Gospodarich


(57) **CLAIM**

I claim the ornamental design for a seating unit, as shown and described.

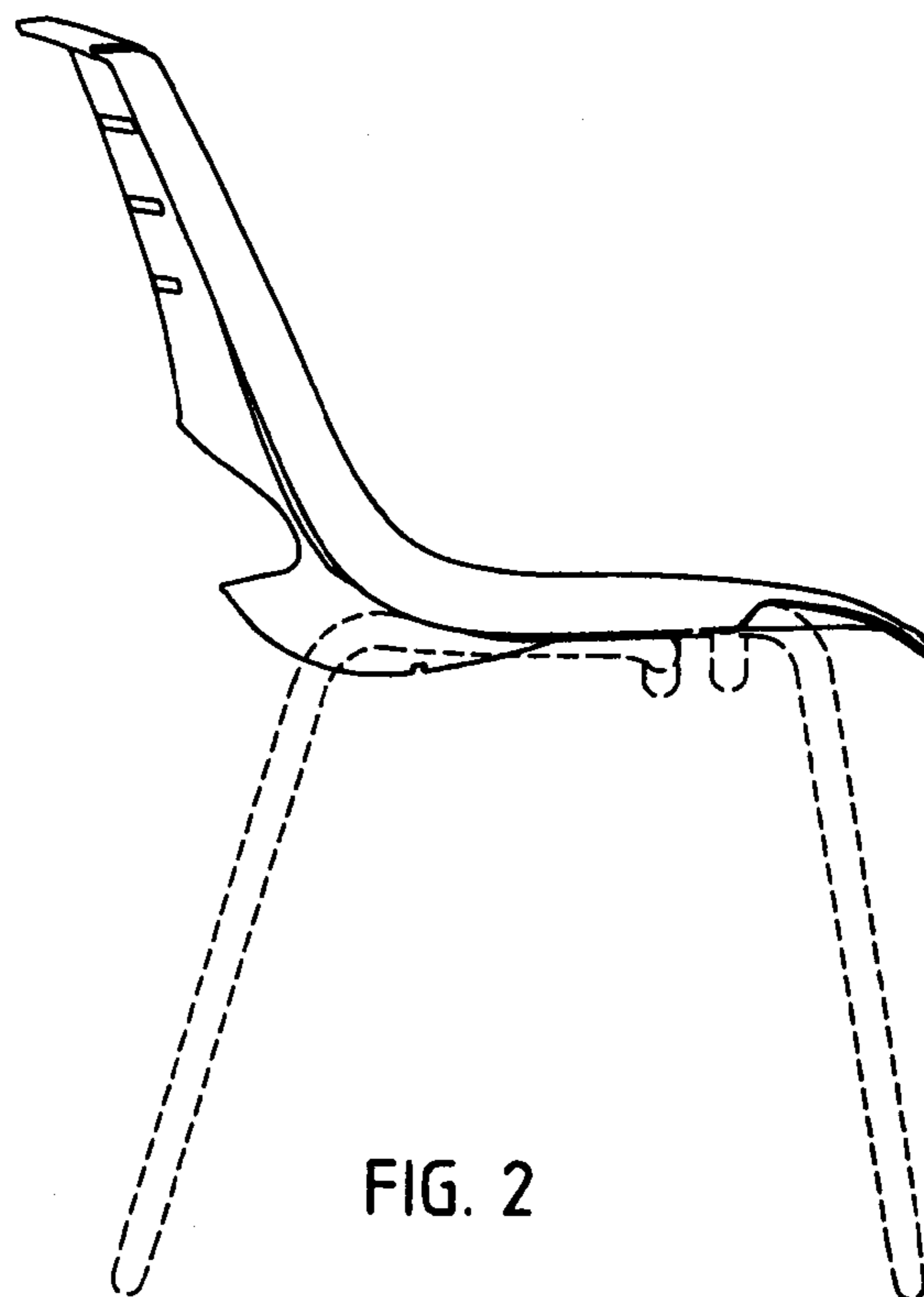
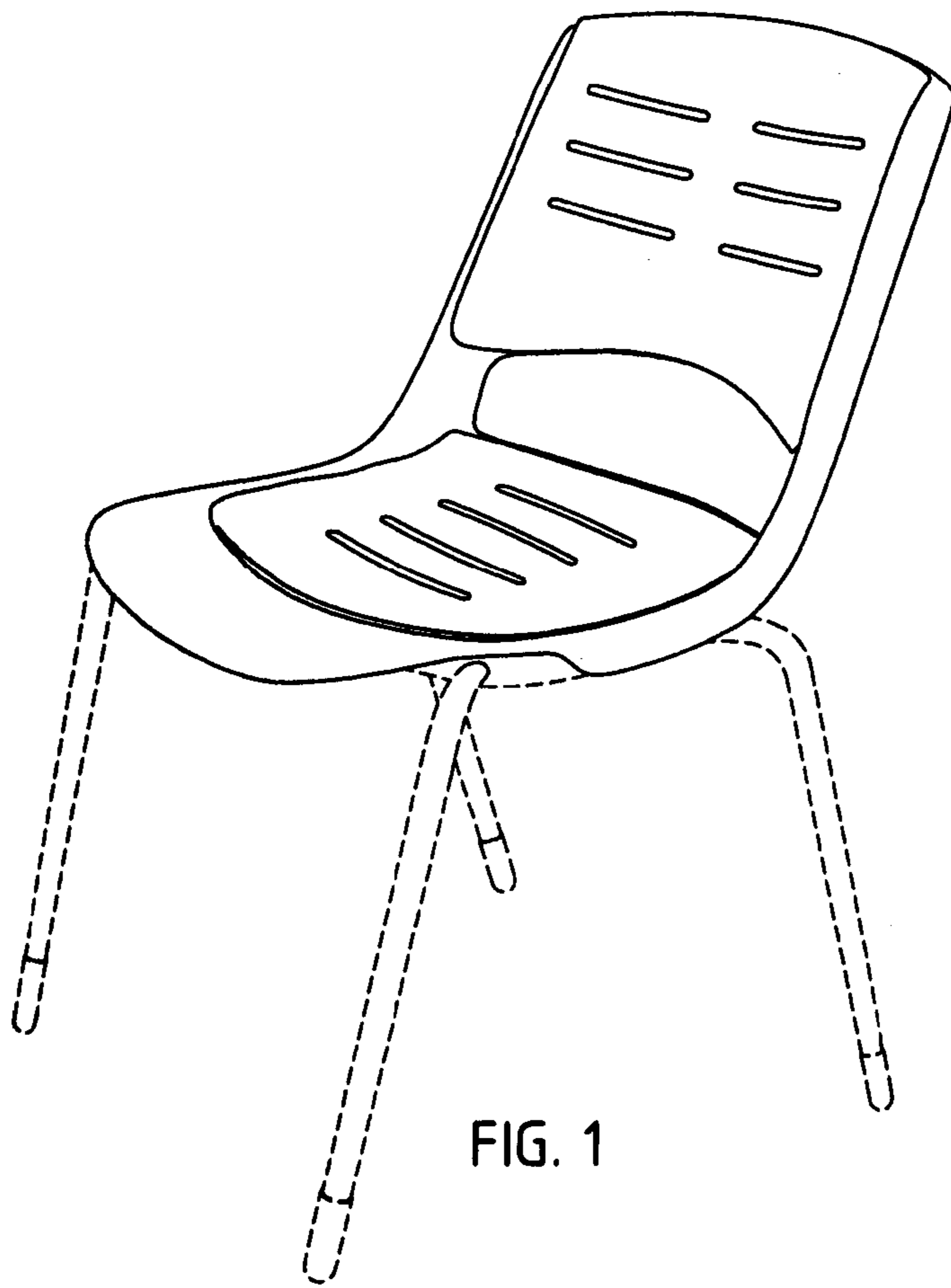
**DESCRIPTION**

FIG. 1 is a perspective view of a seating unit showing my new design.  
FIG. 2 is a right side view of FIG. 1, the left side being a mirror image thereof;  
FIG. 3 is a front elevation view thereof;  
FIG. 4 is a rear elevation view thereof; and,  
FIG. 5 is a top plan view thereof.  
The broken lines shown in FIGS. 1-5 are for illustrative purposes only and form no part of the claimed design.

**1 Claim, 2 Drawing Sheets**







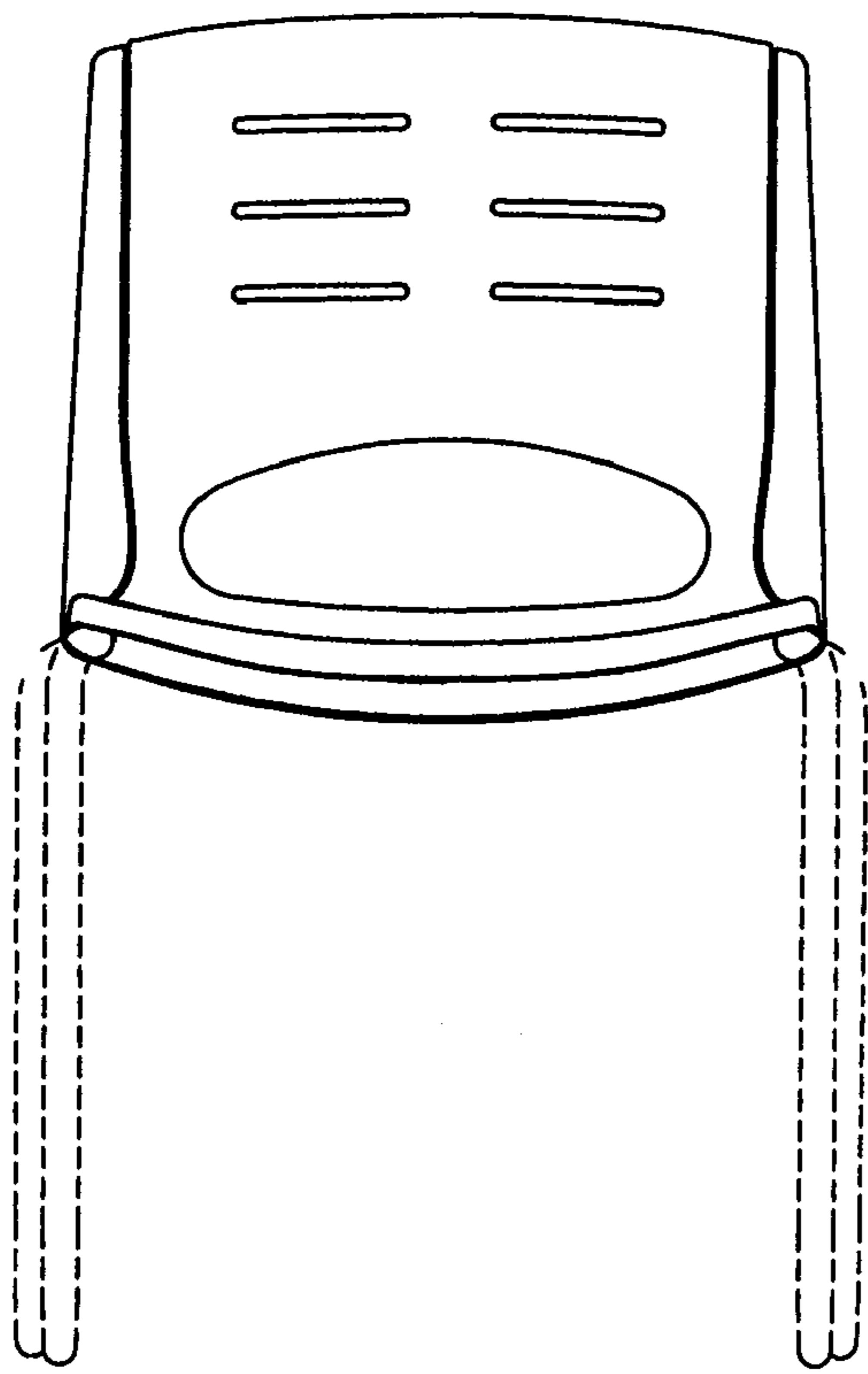


FIG. 3

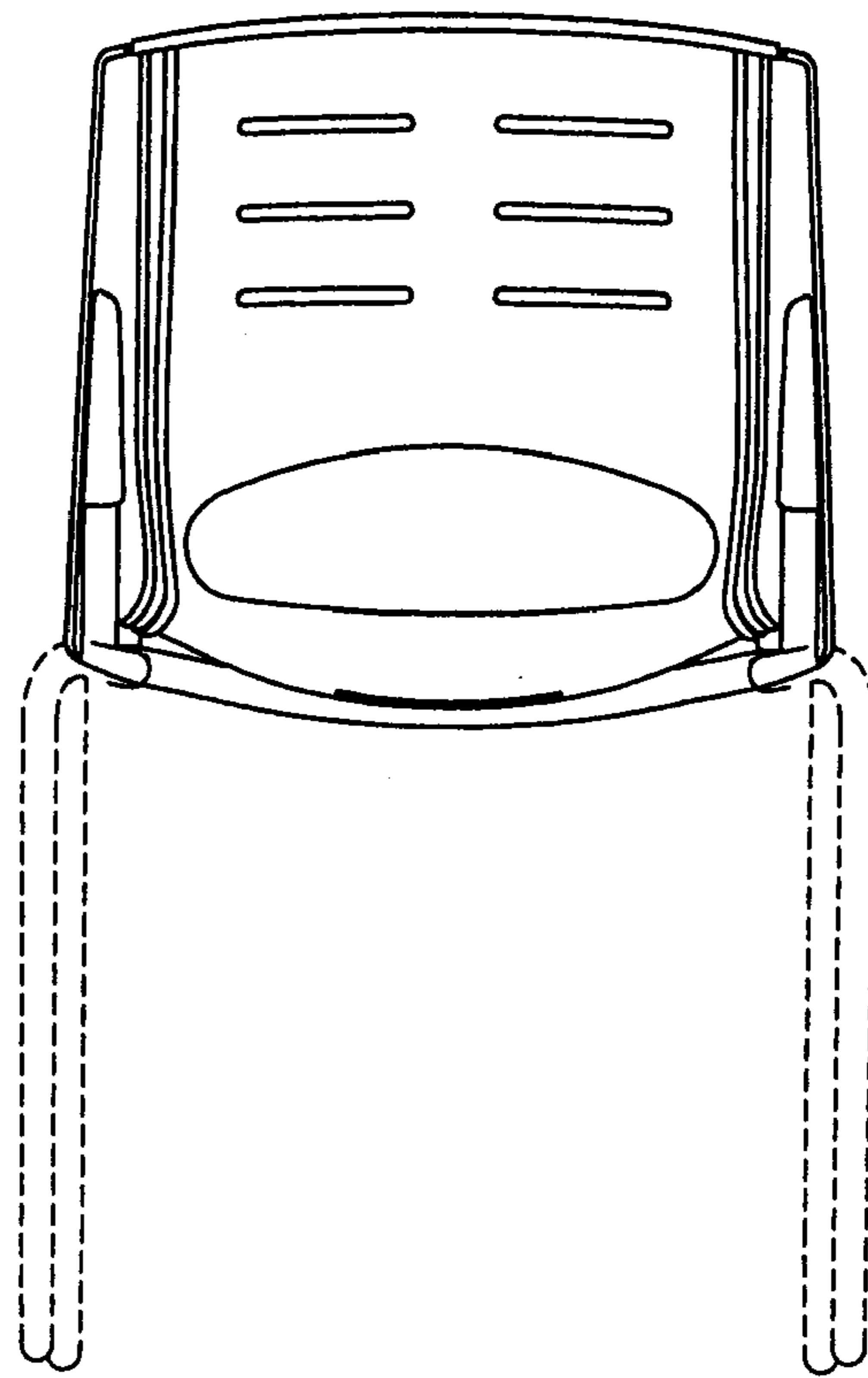


FIG. 4

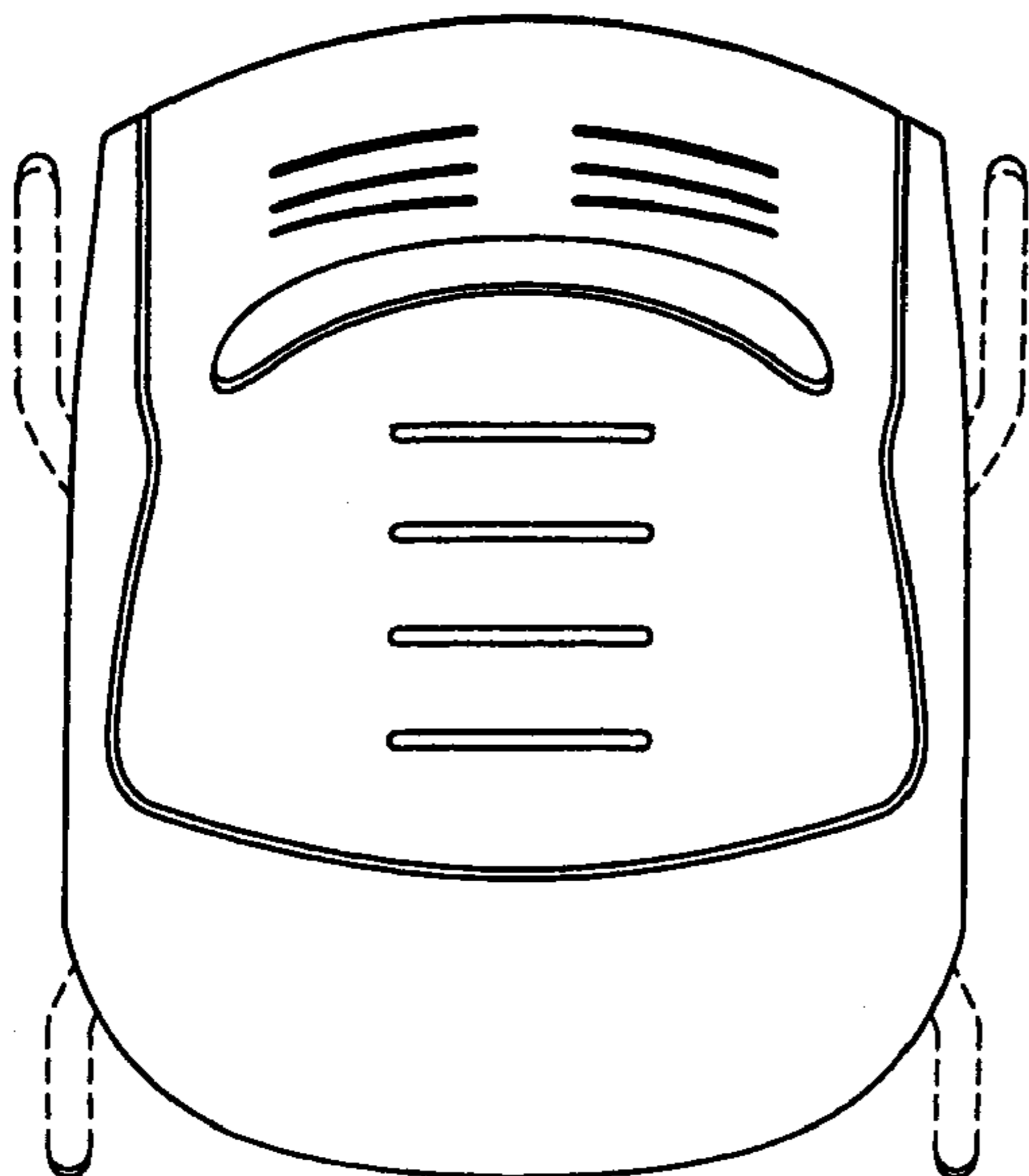


FIG. 5