



US00D546573S

(12) **United States Design Patent**
Klaasen, II et al.

(10) **Patent No.:** **US D546,573 S**

(45) **Date of Patent:** **** Jul. 17, 2007**

(54) **BACK FOR A SEATING UNIT**

(75) Inventors: **Gardner Klaasen, II**, Ada, MI (US);
David Valdiserri, E. Grand Rapids, MI
(US); **Kenneth Penning**, Ada, MI (US)

(73) Assignee: **Steelcase Development Corporation**,
Caledonia, MI (US)

(**) Term: **14 Years**

(21) Appl. No.: **29/214,453**

(22) Filed: **Oct. 1, 2004**

(51) **LOC (8) Cl.** **06-01**

(52) **U.S. Cl.** **D6/366**

(58) **Field of Classification Search** D6/366,
D6/334, 498, 502; 297/411.27, 411.28, 411.36,
297/452

See application file for complete search history.

(56) **References Cited**

U.S. PATENT DOCUMENTS

D276,396 S *	11/1984	Locher	D6/498
D330,808 S	11/1992	Citterio		
D390,712 S	2/1998	Koepke et al.		
D407,576 S	4/1999	Ritch et al.		
D407,911 S	4/1999	Brauning		
D420,538 S	2/2000	Arko et al.		
D434,918 S	12/2000	Arko et al.		
D437,497 S *	2/2001	Brauning	D6/366
D437,701 S *	2/2001	Bellini et al.	D6/366
D446,033 S	8/2001	Koepke et al.		

D468,564 S	1/2003	Piretti et al.		
6,513,222 B2	2/2003	Von Ehr et al.		
D474,630 S	5/2003	Piretti		
D481,230 S	10/2003	Piretti et al.		
D486,657 S	2/2004	Si		
D493,627 S	8/2004	Ma		
D495,509 S	9/2004	Breen		
D517,820 S *	3/2006	Citterio	D6/366
7,011,371 B1 *	3/2006	Tsai	297/411.36
D518,318 S *	4/2006	Koepke	D6/498
2005/0146191 A1 *	7/2005	Machael et al.	297/411.36

* cited by examiner

Primary Examiner—Robert M. Spear

Assistant Examiner—Katrina A. Kile

(74) *Attorney, Agent, or Firm*—Price, Heneveld, Cooper,
DeWitt & Litton LLP

(57) **CLAIM**

The ornamental design for a back for a seating unit, as shown and described.

DESCRIPTION

FIG. 1 is a perspective view of a back for a seating unit showing our new design;

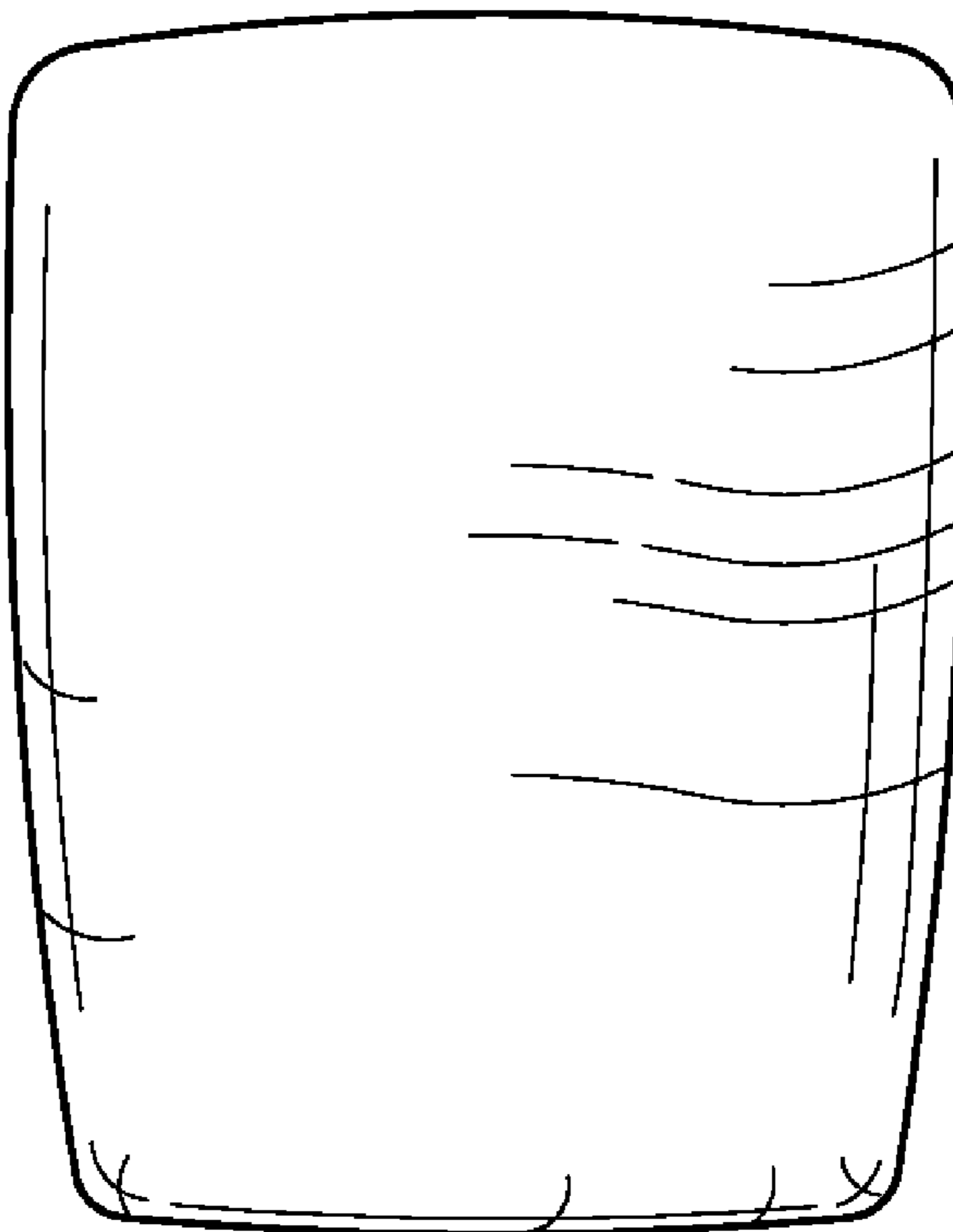
FIG. 2 is an enlarged left side view thereof, the right side being a mirror image;

FIG. 3 is a front view thereof;

FIG. 4 is a back view thereof; and,

FIG. 5 is a top view thereof.

1 Claim, 1 Drawing Sheet



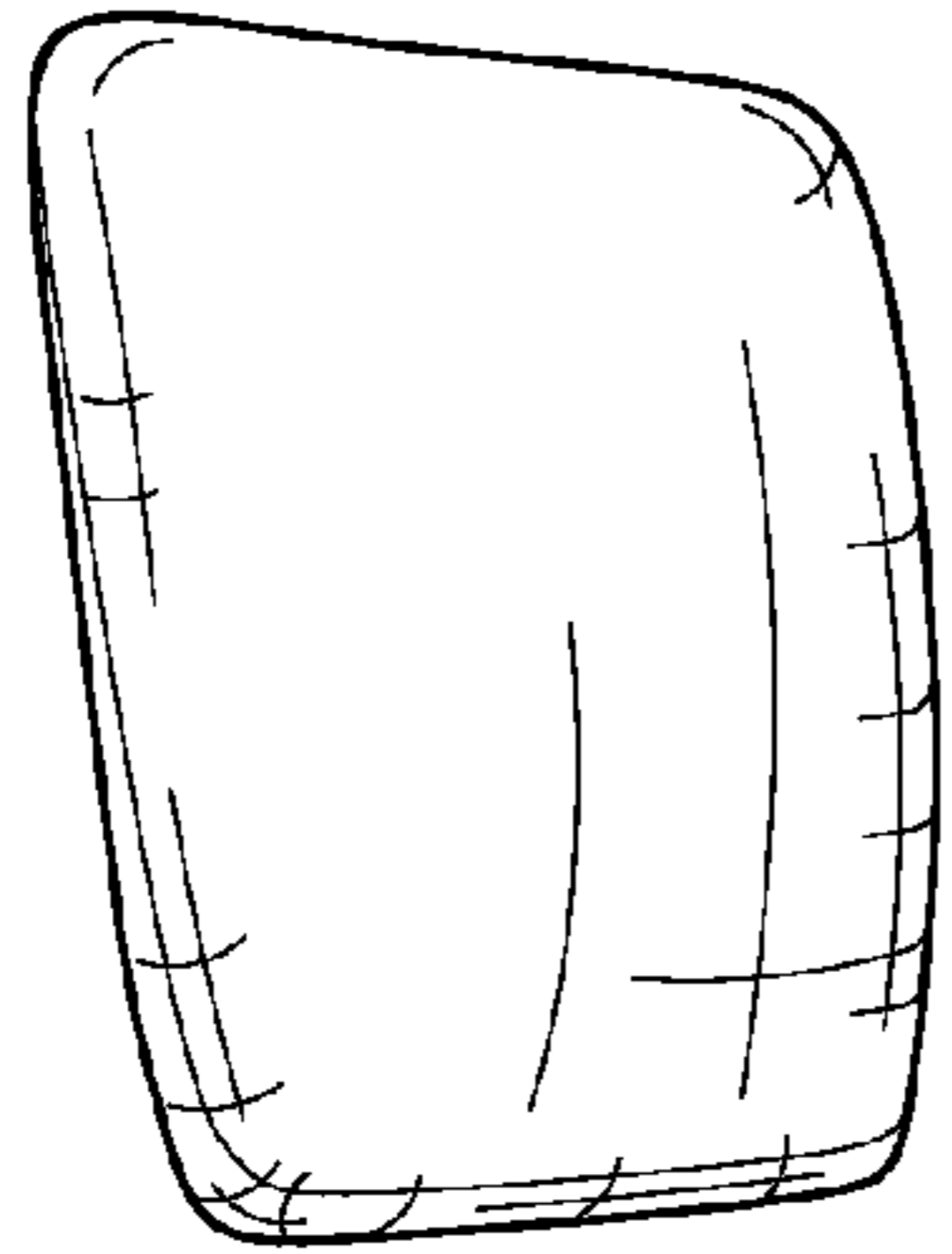


FIG. 1



FIG. 2

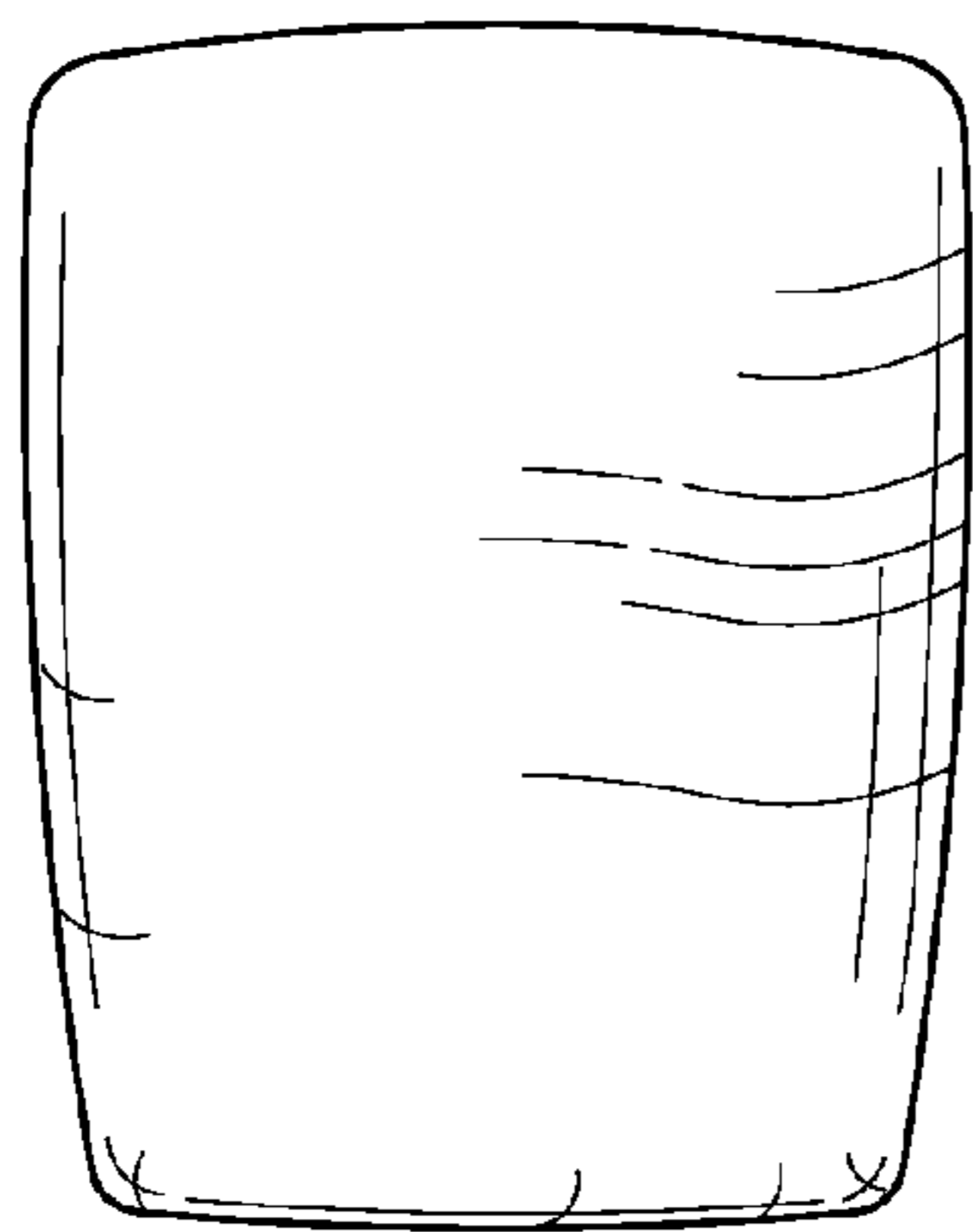


FIG. 3

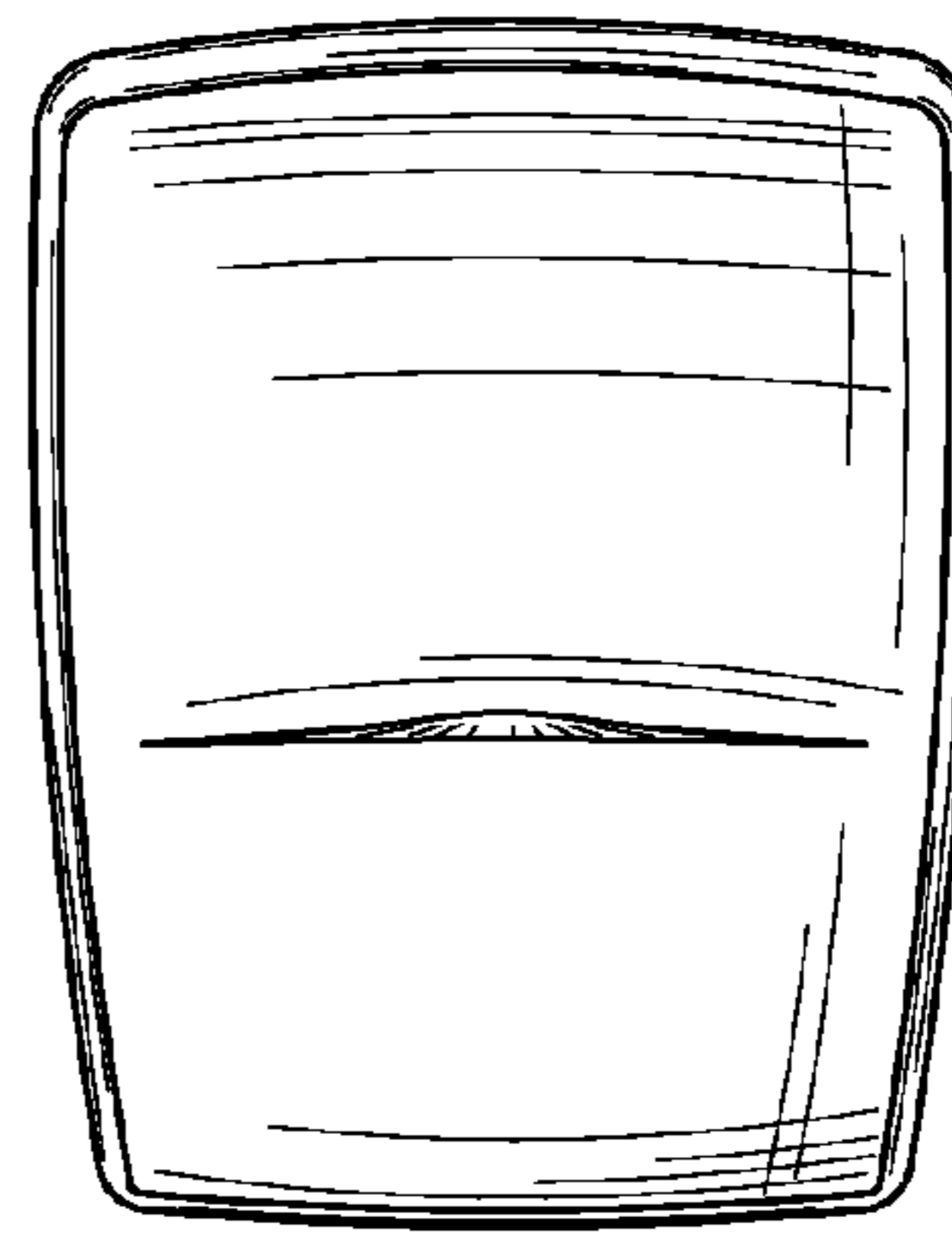


FIG. 4



FIG. 5