

US00D546570S

(12) **United States Design Patent**
Kreiss

(10) **Patent No.:** **US D546,570 S**

(45) **Date of Patent:** **** Jul. 17, 2007**

(54) **CHAIR**

(75) Inventor: **Michael Kreiss**, San Diego, CA (US)

(73) Assignee: **AGK, LLC**, Las Vegas, NV (US)

(**) Term: **14 Years**

(21) Appl. No.: **29/249,311**

(22) Filed: **Sep. 29, 2006**

(51) **LOC (8) Cl.** **06-01**

(52) **U.S. Cl.** **D6/334**

(58) **Field of Classification Search** D6/334,
D6/370, 374, 379-381, 500-502; 297/445.1,
297/446.1; 5/12.1

See application file for complete search history.

(56) **References Cited**

U.S. PATENT DOCUMENTS

D98,545 S *	2/1936	Pumphrey	D6/364
D244,069 S *	4/1977	Summer	D6/371
D379,269 S *	5/1997	Hutton	D6/334
D392,470 S *	3/1998	Smith	D6/334
D399,661 S *	10/1998	Smith	D6/334
D422,787 S *	4/2000	Feng	D3/273

D431,117 S *	9/2000	Hutton	D6/334
D473,723 S *	4/2003	Pesso	D6/334
D489,188 S *	5/2004	Ricci	D6/334
D490,630 S *	6/2004	Pesso	D6/492
D536,541 S *	2/2007	Kreiss	D6/334

* cited by examiner

Primary Examiner—Sandra Snapp
(74) *Attorney, Agent, or Firm*—Kleinberg & Lerner, LLP;
Marvin H. Kleinberg; Marshall A. Lerner

(57) **CLAIM**

The ornamental design for a chair, as shown and described.

DESCRIPTION

FIG. 1 is a front view of the chair of the present invention;
FIG. 2 is a rear view of the chair of FIG. 1;
FIG. 3 is a top view of the chair of FIG. 1; and,
FIG. 4 is a side view of the chair of FIG. 1.

The chair is symmetrical and the side views are mirror images. The bottom is flat and devoid of surface ornamentation.

1 Claim, 2 Drawing Sheets

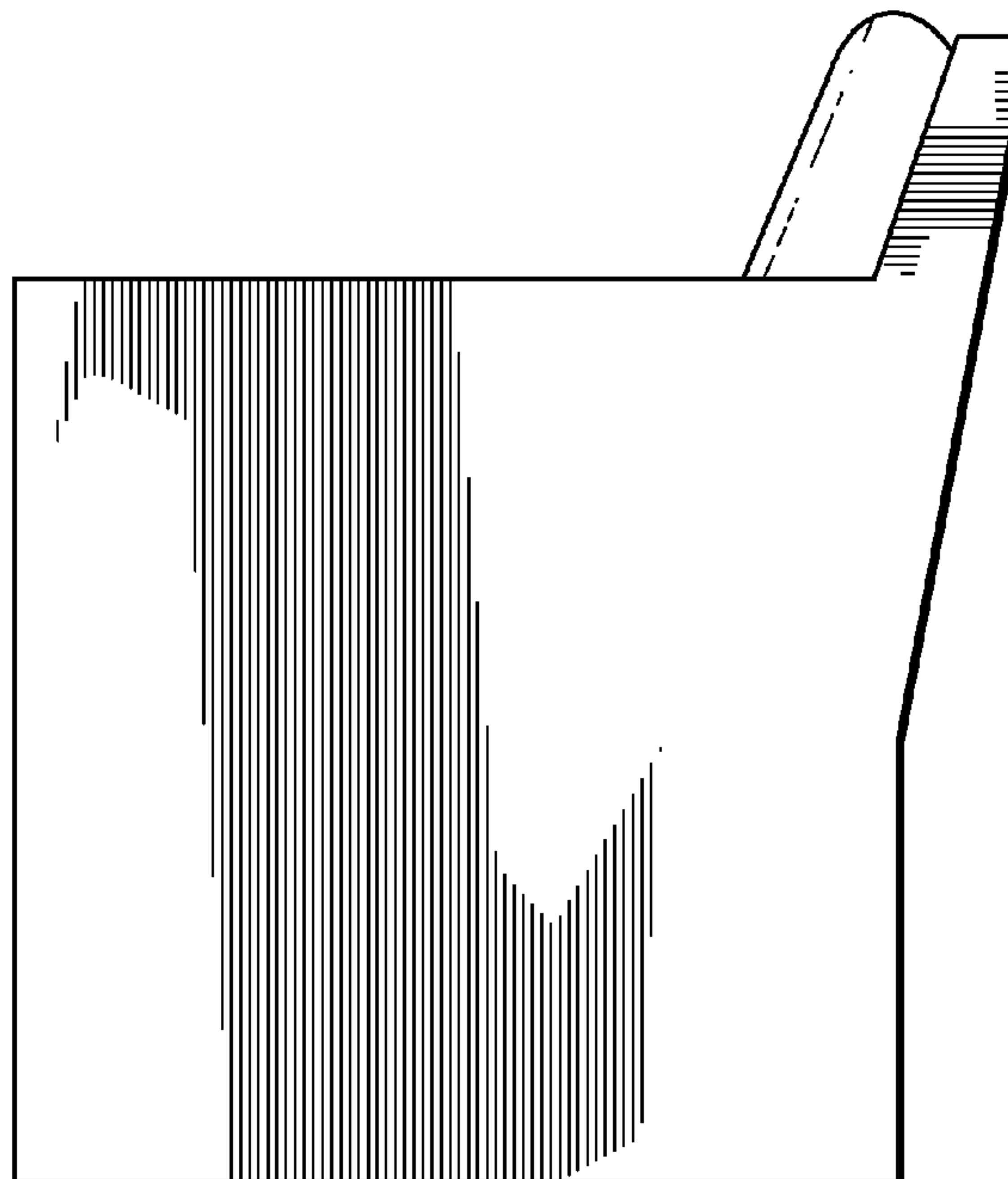
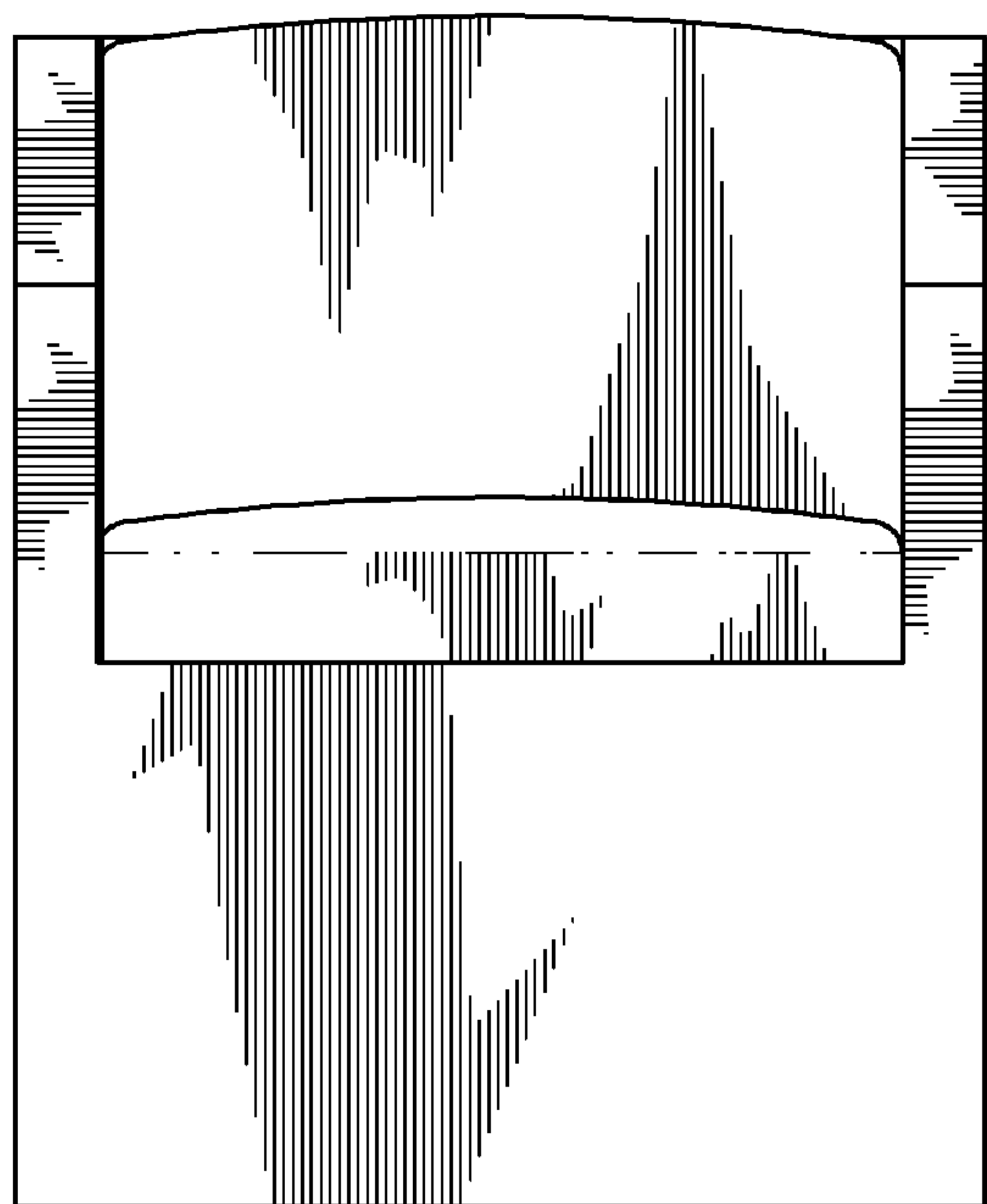


FIG. 1



FIG. 2



FIG. 3

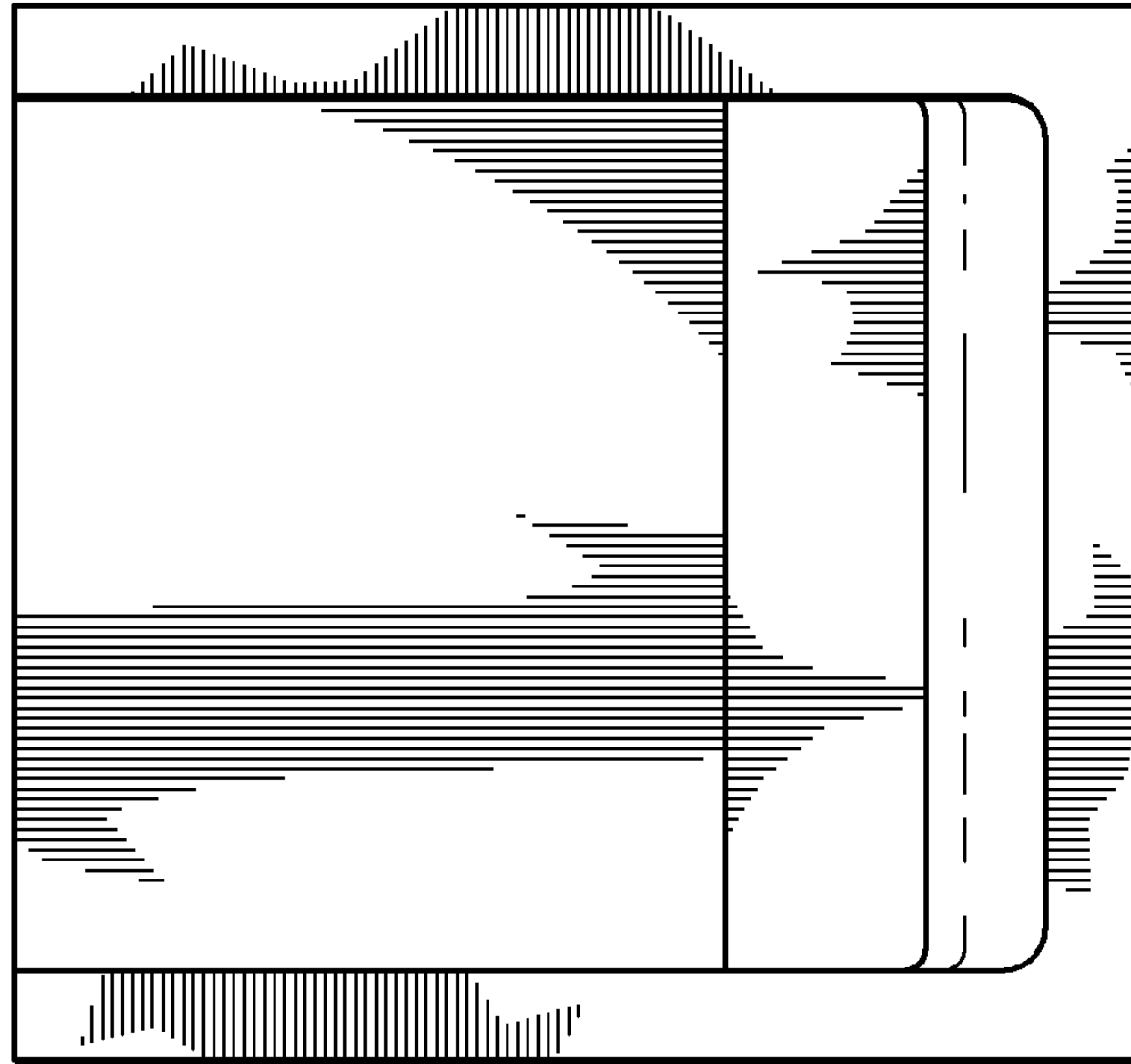


FIG. 4

