



US00D546563S

(12) **United States Design Patent** (10) **Patent No.:** **US D546,563 S**
Davis (45) **Date of Patent:** **** Jul. 17, 2007**

(54) **FABRIC CONSTRUCTION**

2,667,775 A * 2/1954 Aibel D5/47
2,839,909 A * 6/1958 Morgan D5/47

(75) Inventor: **J. Michael Davis**, Stuart, VA (US)

(Continued)

(73) Assignee: **The Quantum Group, Inc.**, Colfax, NC (US)

OTHER PUBLICATIONS

(**) Term: **14 Years**

U.S. Appl. No. 29/242,818, Brunet et al.

(21) Appl. No.: **29/254,425**

(Continued)

(22) Filed: **Feb. 23, 2006**

Primary Examiner—T. Chase Nelson

(51) **LOC (8) Cl.** **05-05**

(57) **CLAIM**

(52) **U.S. Cl.** **D5/47**

The ornamental design for a fabric construction, as shown and described.

(58) **Field of Classification Search** 428/17-18, 428/151, 154, 156, 171, 187, 198, 199, 540, 428/542.2, 542.6, 919, 904.4; D24/124, D24/125, 126; D25/142, 152; 5/413 AM, 5/709; 162/134, 140, 109, 231; 156/148, 156/209; D7/396.4-5; D5/1-3, 5, 7-8, 11, D5/13-16, 19-20, 23-28, 30, 32, 35-37, D5/39, 43, 45, 47, 49-50, 52-66, 99; D2/749, D2/994; D6/582-583, 595-596, 598, 608, D6/603-606, 613, 616, 617, 619, 622
See application file for complete search history.

DESCRIPTION

(56) **References Cited**

U.S. PATENT DOCUMENTS

D11,533 S	*	12/1879	Maertens	D5/47
D11,534 S	*	12/1879	Maertens	D5/47
D11,976 S	*	10/1880	Bean	D5/47
D27,231 S	*	6/1897	Graham	D5/47
D34,119 S	*	2/1901	Baron	D5/47
D61,590 S	*	10/1922	Messina	D5/63
1,786,569 A	*	12/1930	Lee	D5/47
1,852,936 A	*	4/1932	Nebel	D5/47
1,907,056 A	*	5/1933	Galloway	D5/54
1,950,559 A	*	3/1934	Kendrick	D5/47
2,002,271 A	*	5/1935	Lombardi	D5/47
2,052,088 A	*	8/1936	Drumheller	D5/47
2,118,108 A	*	5/1938	Riley	D5/47
2,147,328 A	*	2/1939	Scherfel	D5/54
2,276,099 A	*	3/1942	Scherfel	D5/54
2,359,953 A	*	10/1944	Whewell et al.	D5/47

FIG. 1 is a top plan view of a fabric construction embodying my design;

FIG. 2 is a front elevational view thereof as seen along lines 2-2 in FIG. 1;

FIG. 3 is a rear elevational view thereof as seen along lines 3-3 in FIG. 1;

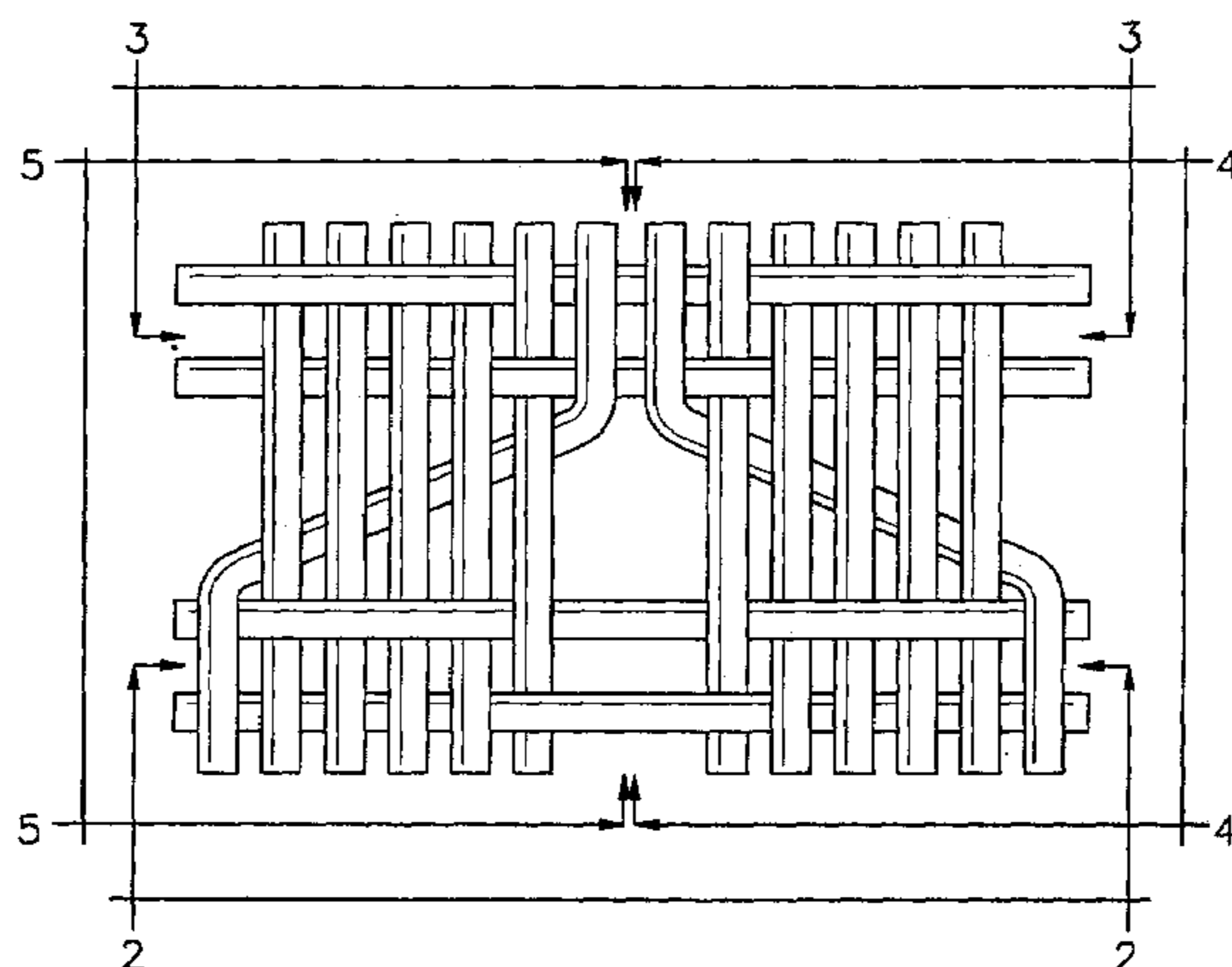
FIG. 4 is a left side elevational view thereof as seen along lines 4-4 in FIG. 1;

FIG. 5 is a right side elevational view thereof as seen along lines 5-5 in FIG. 1; and,

FIG. 6 is a bottom plan view thereof.

The lines and arrows in FIG. 1 indicate the viewpoint of FIGS. 2 through 5. The first set of arrows, adjacent their respective reference figure numbers, indicate the direction from which the figure view is seen, and the second set of arrows, attached at the ends of their respective first arrows and perpendicular to those arrows, indicate the depth of those views depicted. For clarity of depiction, only the edge of the design back to the point indicated by the second set of arrows is shown in the left, right, front and rear views (FIGS. 2 through 5). The arrows, associated lines and reference numbers form no part of the claimed design.

1 Claim, 2 Drawing Sheets



US D546,563 S

Page 2

U.S. PATENT DOCUMENTS

2,955,444	A *	10/1960	Stucki	D5/47				
3,083,439	A *	4/1963	Seligson	D5/47				
3,558,412	A *	1/1971	Kurz	156/148				
3,682,731	A *	8/1972	Morancy	156/148				
3,684,284	A *	8/1972	Tranfield	156/148				
D239,420	S *	4/1976	Clark	D2/994				
3,986,374	A *	10/1976	Fane	D5/47				
4,450,196	A *	5/1984	Kamat	156/148				
4,497,863	A *	2/1985	Cogan, Jr.	156/148				
4,510,192	A *	4/1985	Inoue et al.	428/151				
5,188,884	A *	2/1993	Smith	156/148				
D342,163	S *	12/1993	Lesner	D5/47				
5,328,759	A *	7/1994	McCormack et al.	156/148				
5,560,401	A *	10/1996	Miglus	D5/99				
5,645,504	A *	7/1997	Westhoff	D5/7				
5,888,609	A *	3/1999	Karttunen et al.	156/148				
6,035,901	A *	3/2000	Stumpf et al.	139/419				
D473,383	S	4/2003	Bruner et al.						
D477,918	S	8/2003	Bruner et al.						
D477,919	S	8/2003	Bruner et al.						
D478,217	S	8/2003	Bruner et al.						
6,790,314	B2 *	9/2004	Burazin et al.	162/109				
6,821,385	B2 *	11/2004	Burazin et al.	162/109				

OTHER PUBLICATIONS

U.S. Appl. No. 29/242,835, Davis.
U.S. Appl. No. 29/242,836, Davis.
U.S. Appl. No. 29/242,837, Davis.
Pending Design Application for: Fabric Construction; filed herewith of J. Michael Davis, Our File No. 03004-10, two (2) pages.
Pending Design Application for: Fabric Construction; filed herewith of J. Michael Davis, Our File No. 03004-11, two (2) pages.
* cited by examiner

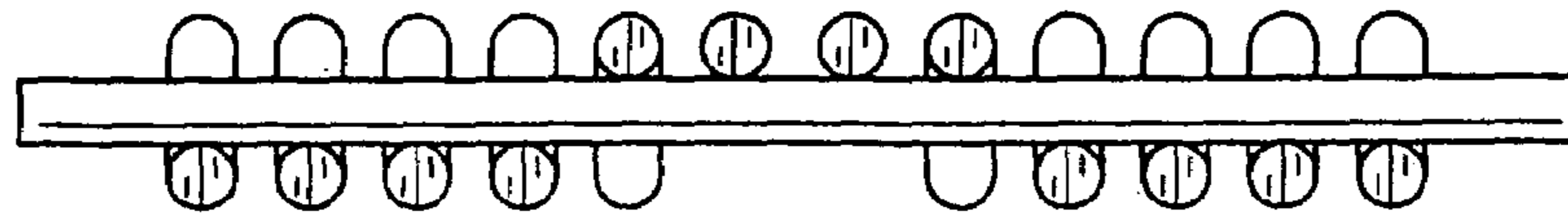


FIG. 3

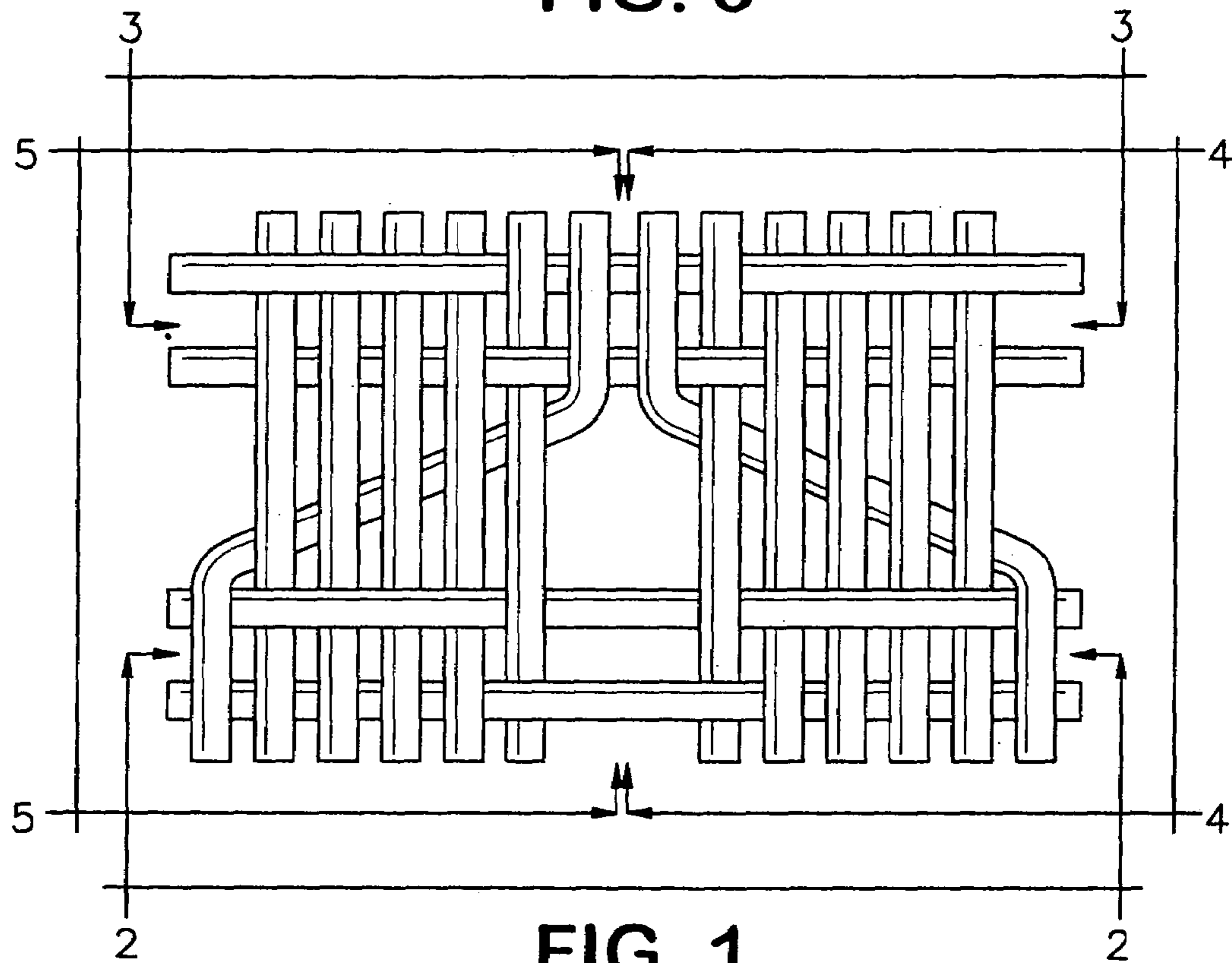


FIG. 1

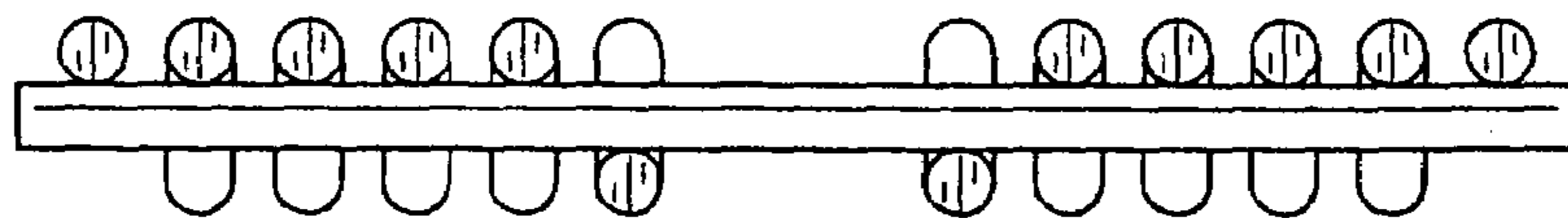


FIG. 2

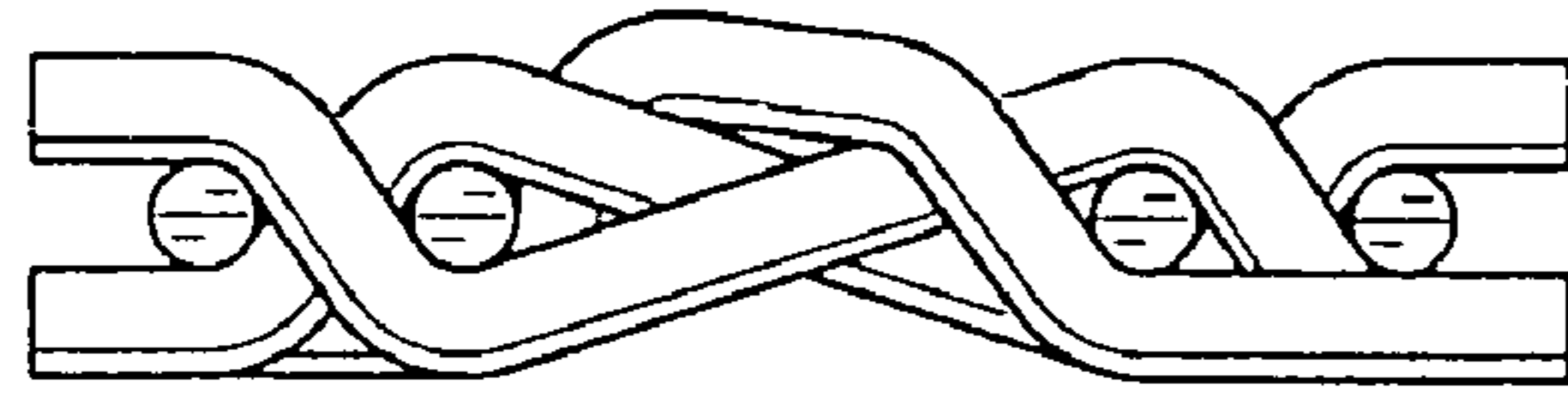


FIG. 4

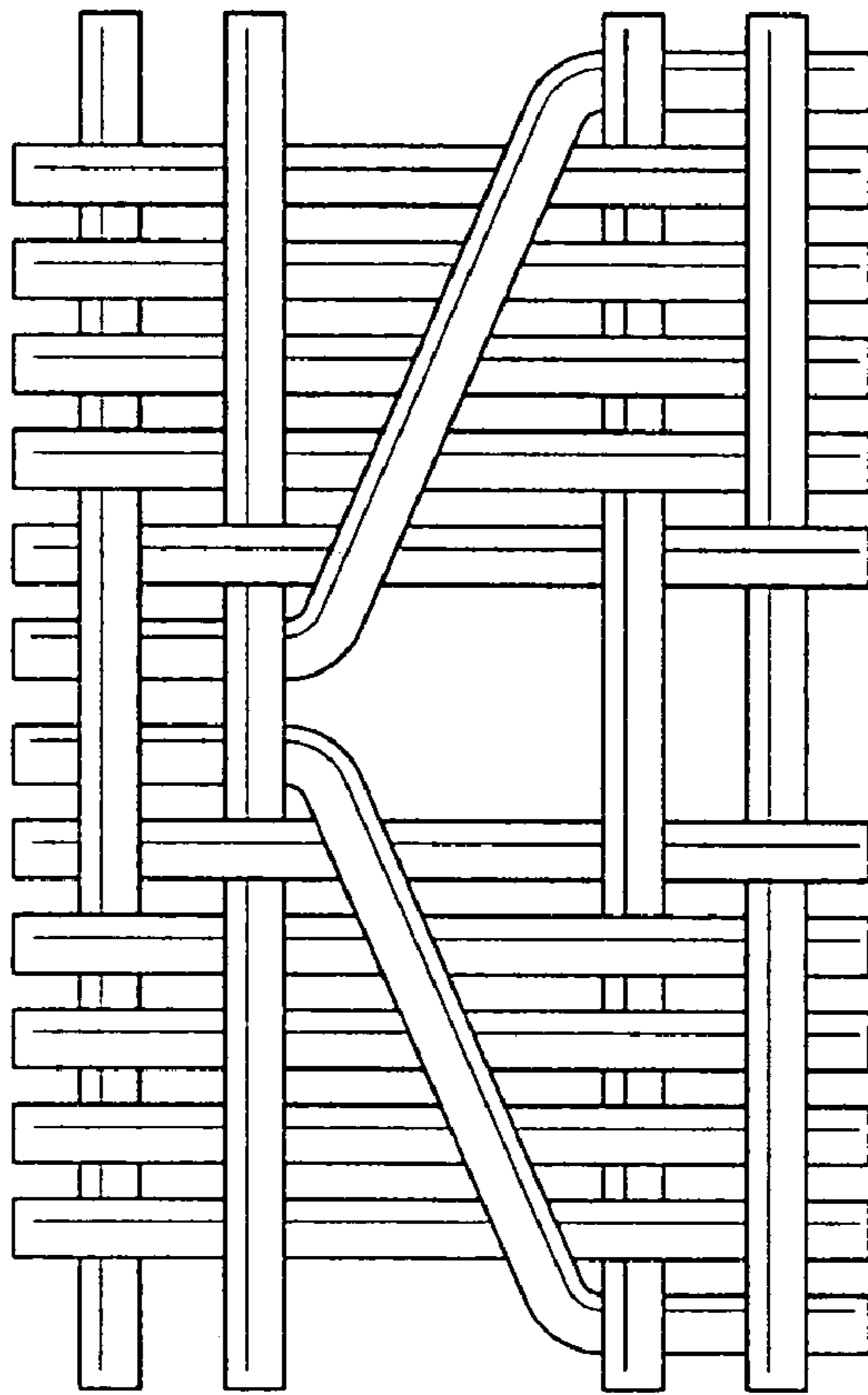


FIG. 6

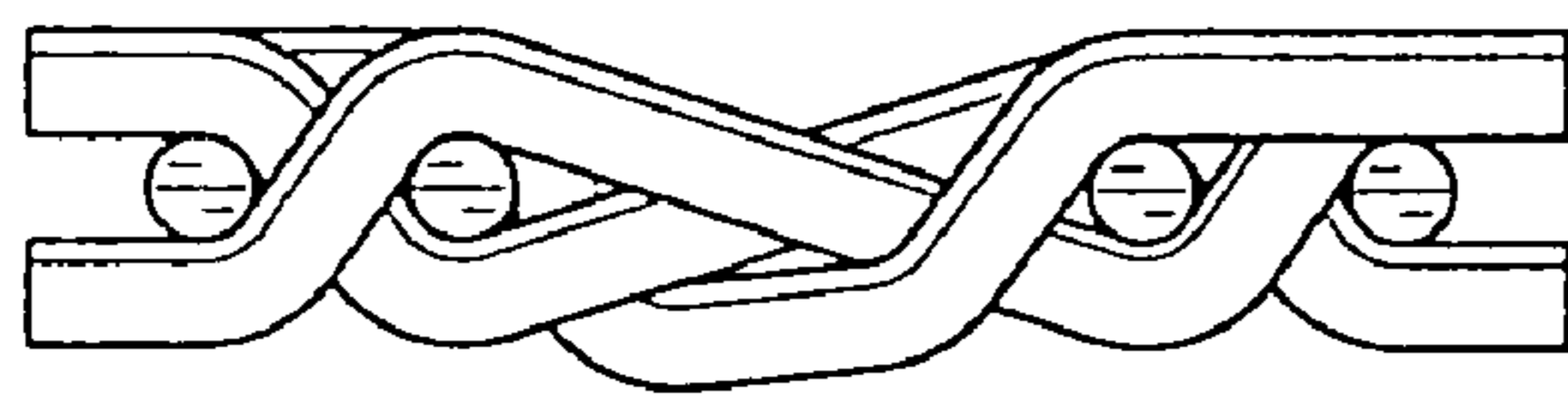


FIG. 5