



US00D546556S

(12) **United States Design Patent**
Aaron et al.

(10) **Patent No.:** **US D546,556 S**

(45) **Date of Patent:** **** Jul. 17, 2007**

(54) **COMPACT DISC CARRYING CASE**

(76) Inventors: **Jessie Aaron**, 825 Pennsylvania Ave.,
Fort Lauderdale, FL (US) 33312; **Debra
Carol Clark**, 825 Pennsylvania Ave.,
Fort Lauderdale, FL (US) 33312

(**) Term: **14 Years**

(21) Appl. No.: **29/249,850**

(22) Filed: **Oct. 24, 2006**

(51) **LOC (8) Cl.** **03-01**

(52) **U.S. Cl.** **D3/218**

(58) **Field of Classification Search** D3/218,
D3/273, 276, 301, 289; D6/407, 631-633;
206/316.1, 316.2; 224/583

See application file for complete search history.

(56) **References Cited**

U.S. PATENT DOCUMENTS

5,584,424	A	12/1996	Stava	224/240
6,006,915	A	12/1999	Moor	206/579
D428,700	S	8/2000	Hillman	D3/287
6,345,751	B1	2/2002	Elliot	224/646
D460,261	S *	7/2002	Fair	D3/301
D481,865	S	11/2003	Hassett	D3/218

D486,031	S *	2/2004	Hillman	D6/633
D502,802	S *	3/2005	Fair	D3/218
D518,293	S *	4/2006	Lam	D3/273
2003/0040286	A1	2/2003	Walter	455/90

* cited by examiner

Primary Examiner—Catherine R. Oliver

(74) *Attorney, Agent, or Firm*—Robert C. Kain, Jr.; Fleit
Kain

(57) **CLAIM**

We claim the ornamental design for the compact disc carrying case, as shown and described.

DESCRIPTION

FIG. 1 is a front view of the compact disc carrying case showing a transparent face plate.

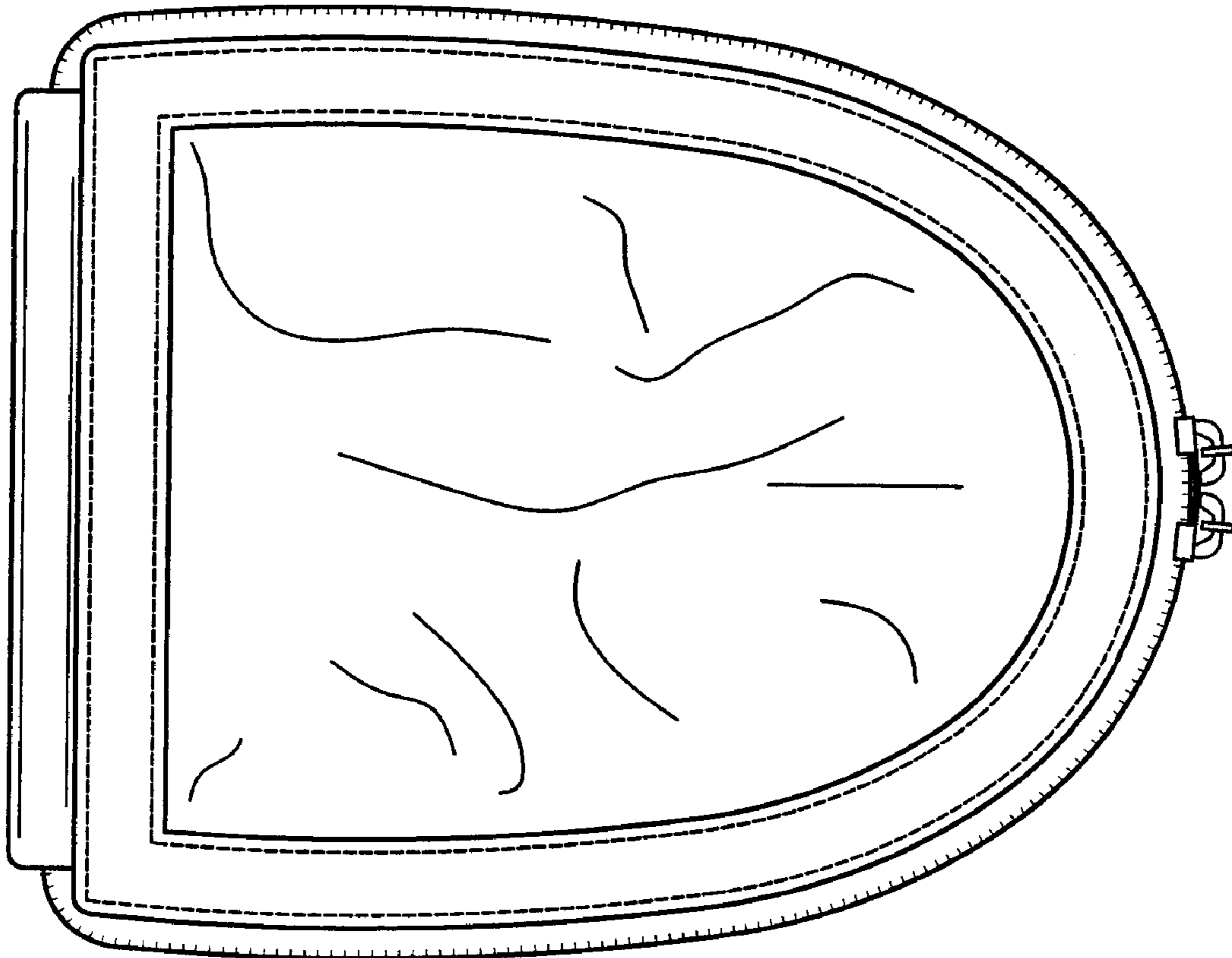
FIG. 2 is a rear view of the compact disc carrying case.

FIG. 3 is a top view of the compact disc carrying case (the bottom view being a mirror image of the top view).

FIG. 4 is a right side view of the compact disc carrying case; and,

FIG. 5 is a left side view of the compact disc carrying case.

1 Claim, 2 Drawing Sheets



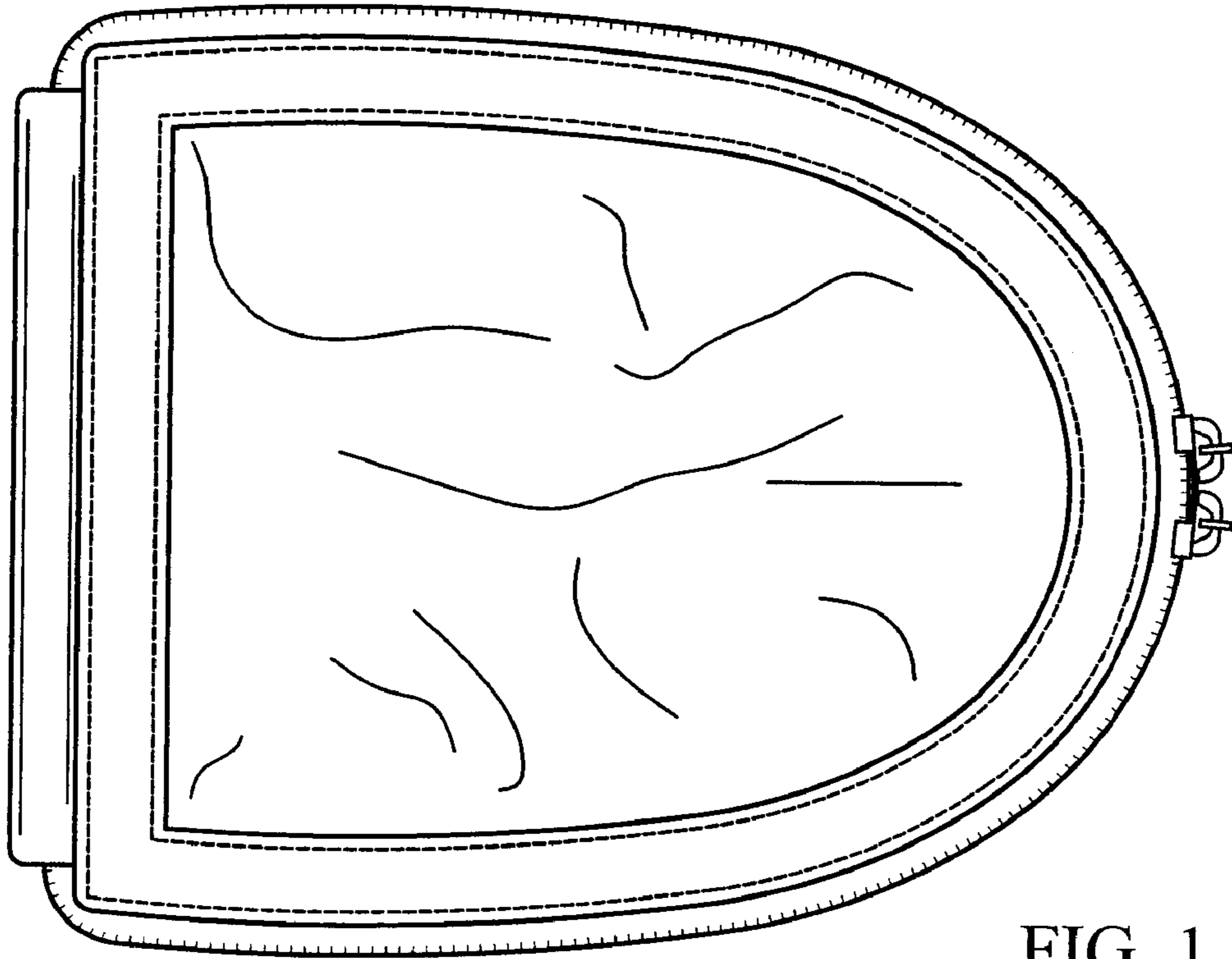


FIG. 1

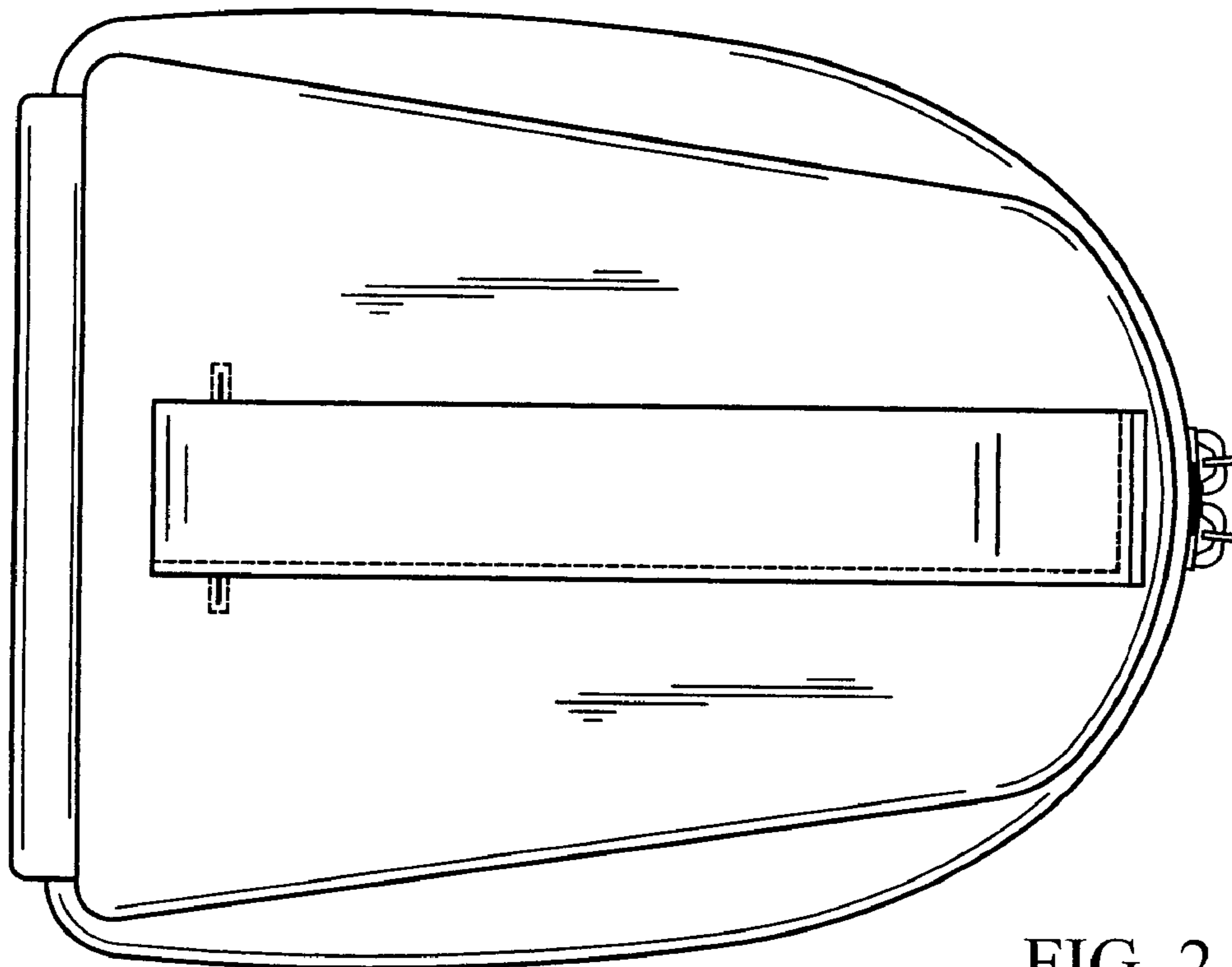


FIG. 2

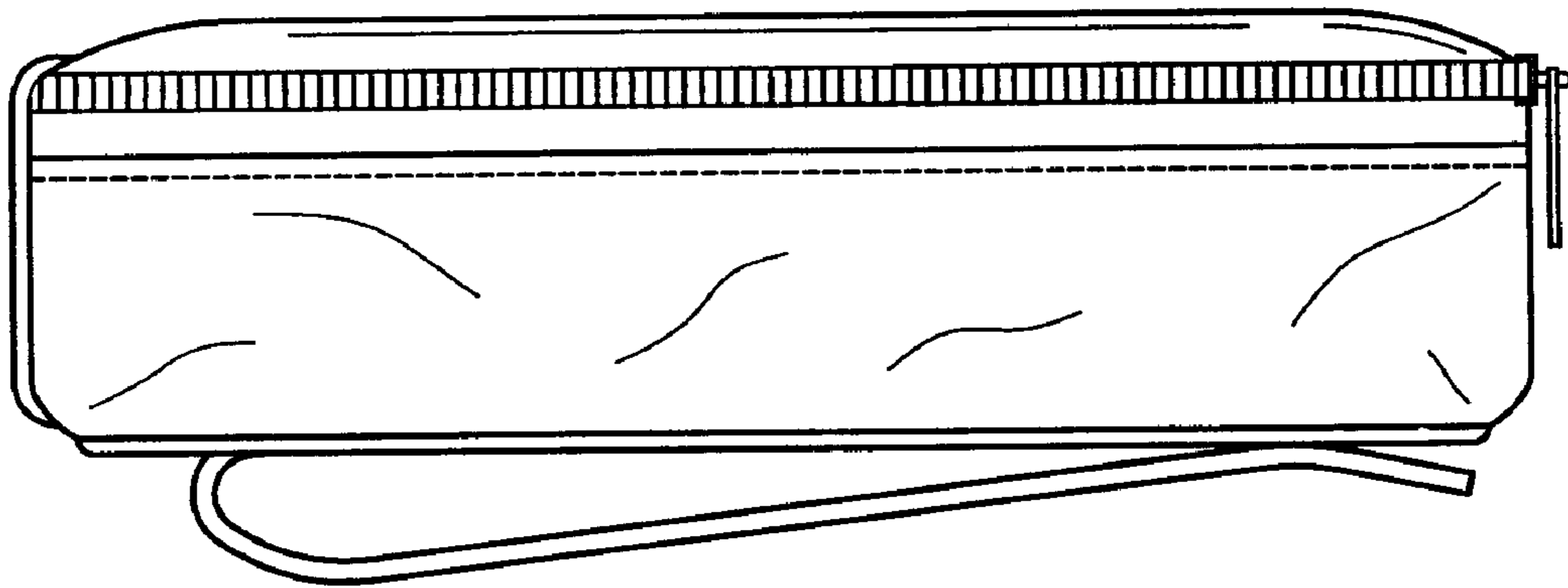


FIG. 3




FIG. 4

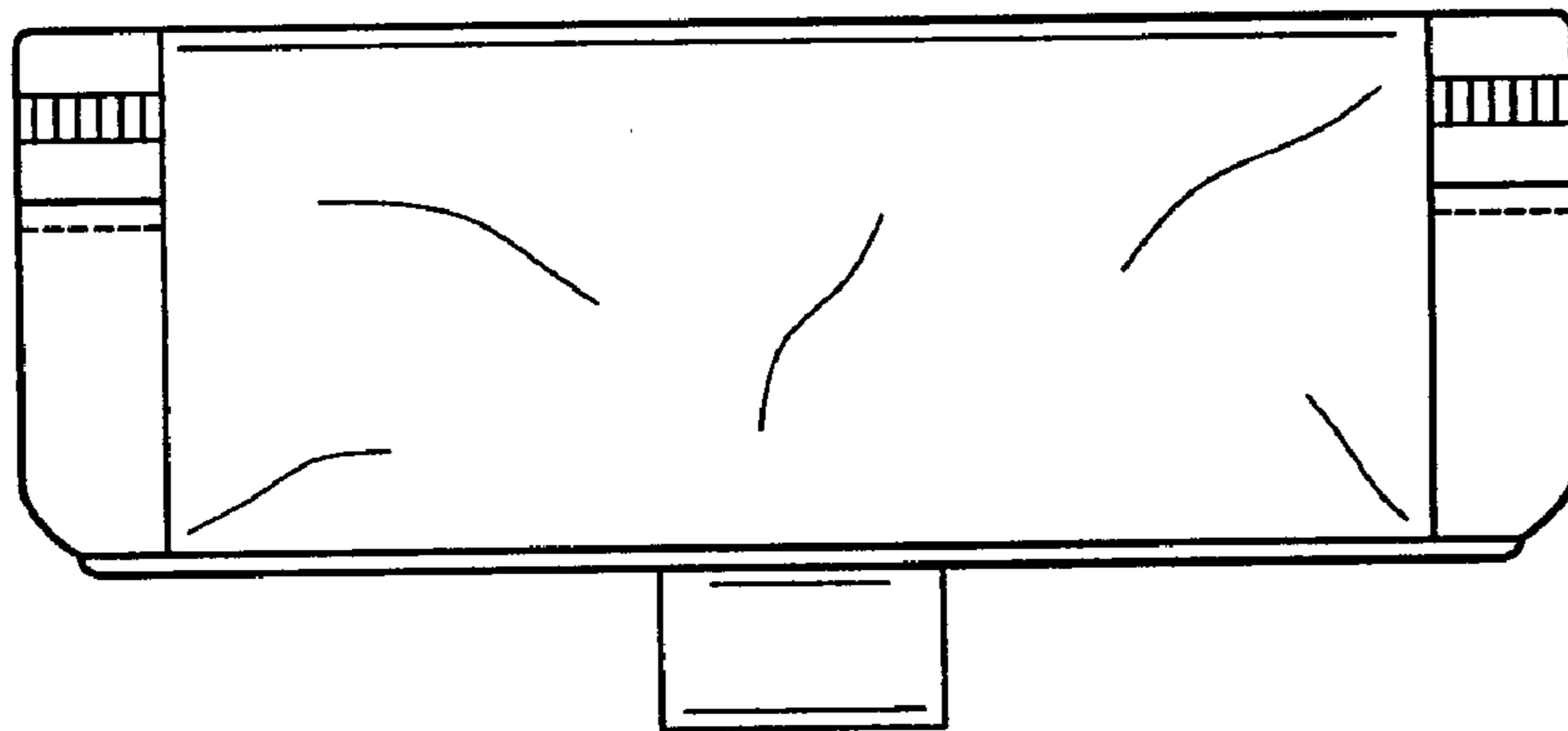


FIG. 5