



US00D546538S

(12) **United States Design Patent**  
**Mayden**

(10) **Patent No.:** **US D546,538 S**

(45) **Date of Patent:** **\*\* Jul. 17, 2007**

(54) **PORTION OF A SHOE UPPER**

(75) Inventor: **Jason Carter Mayden**, Beaverton, OR (US)

(73) Assignee: **Nike, Inc.**, Beaverton, OR (US)

(\*\*) Term: **14 Years**

(21) Appl. No.: **29/247,320**

(22) Filed: **Jun. 9, 2006**

(51) **LOC (8) Cl.** ..... **02-99**

(52) **U.S. Cl.** ..... **D2/972**

(58) **Field of Classification Search** ..... D2/902,  
D2/906-908, 943, 944, 969, 972-974; 36/45,  
36/50.1, 77 M, 77 R, 83, 88, 113, 114, 126-131  
See application file for complete search history.

(56) **References Cited**

**U.S. PATENT DOCUMENTS**

D309,823 S	8/1990	Kilgore et al.	
D361,885 S	9/1995	Hatfield	
D371,898 S	7/1996	Hatfield	
D383,292 S	9/1997	Smith, III	
D393,360 S	4/1998	Aveni et al.	
D397,242 S	8/1998	Mankowski	
D420,783 S	2/2000	Brady et al.	
6,029,376 A	2/2000	Cass	
D467,412 S	12/2002	Morris	
D473,370 S *	4/2003	Kuerbis	D2/972
D476,473 S	7/2003	Clegg	
D495,867 S	9/2004	Avar	
D496,527 S	9/2004	Roulo	
D509,053 S	9/2005	Chang	
D510,180 S *	10/2005	Gerber	D2/972
D510,477 S	10/2005	McDowell	
D513,111 S *	12/2005	Caine	D2/908
D513,449 S	1/2006	Caron et al.	
D513,778 S	1/2006	Howard	
D513,837 S *	1/2006	Carnes	D2/908
D513,850 S *	1/2006	Alfaro	D2/972

D513,858 S	1/2006	O'Connor	
D520,226 S	5/2006	Lotti	
D520,227 S	5/2006	Portzline	
D520,731 S	5/2006	Lupo	
D521,227 S	5/2006	Mermet	
D523,620 S *	6/2006	Cass	D2/972
D527,885 S *	9/2006	Young	D2/972
D533,709 S *	12/2006	Link	D2/972

**OTHER PUBLICATIONS**

Nike Footware Catalog, Holiday 1997, pp. 54 and 56, published Mar. 1997.  
Nike Footware Catalog, Holiday 1999, p. W53, published Mar. 1999.  
Nike Footware Catalog, Holiday 1994, pp. 4 and 12, published Mar. 1994.  
Nike Footware Catalog, Late Spring 1994, p. 8, published Sep. 1993.

\* cited by examiner

*Primary Examiner*—Dominic Simone

(74) *Attorney, Agent, or Firm*—Banner & Witcoff, Ltd.

(57) **CLAIM**

The ornamental design for a portion of a shoe upper, as shown and described.

**DESCRIPTION**


FIG. 1 is a front perspective view of a portion of a shoe upper showing my new design;

FIG. 2 is a rear perspective view thereof; and,

FIG. 3 is a side view thereof.

The uneven broken line showing immediately adjacent to the shaded area represents an unclaimed boundary of the design. The unshaded triangular-shaped region within the shaded region and the broken line showing of the remainder of the shoe are for illustrative purposes only and forms no part of the claimed design.

**1 Claim, 3 Drawing Sheets**



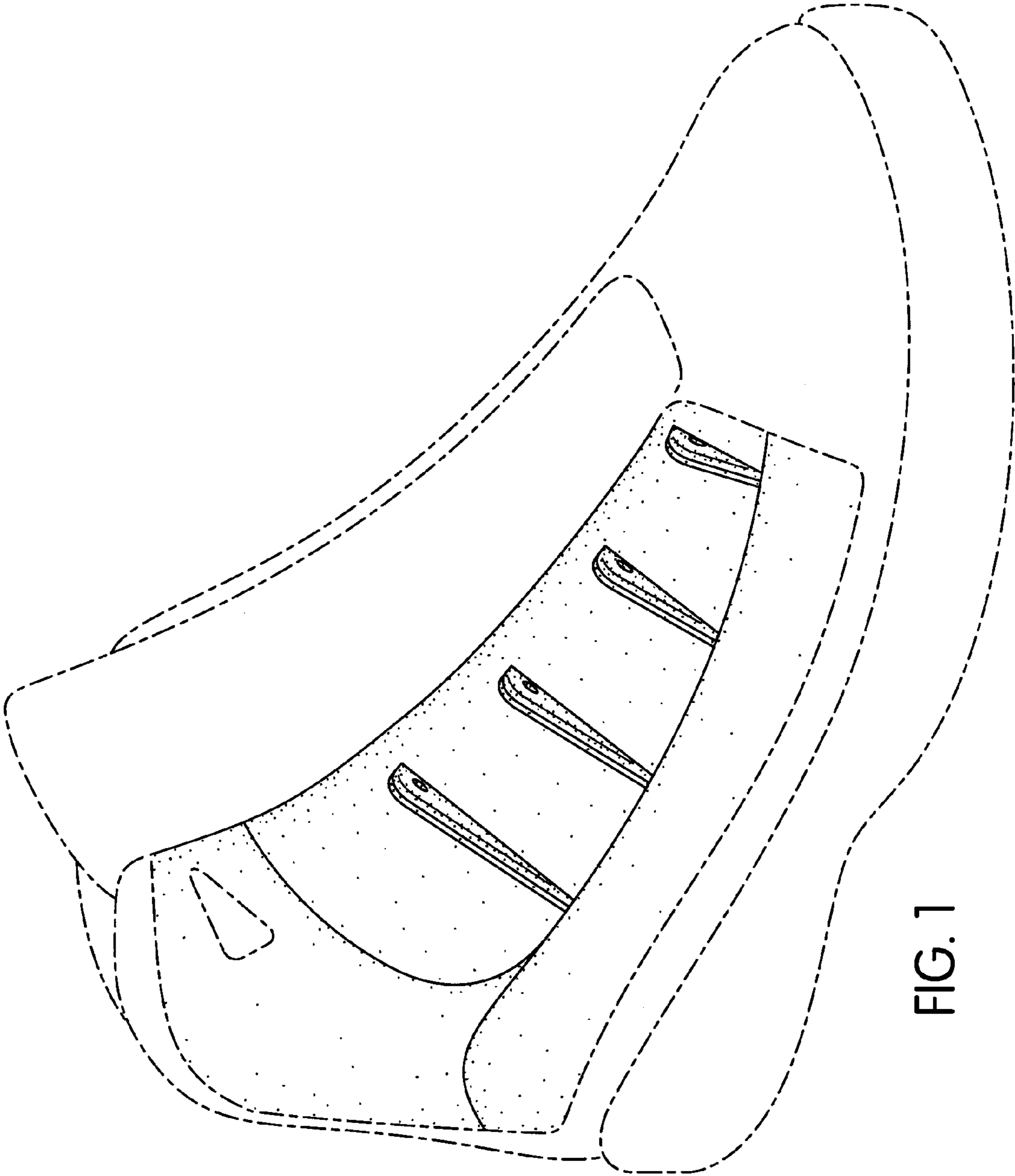


FIG. 1

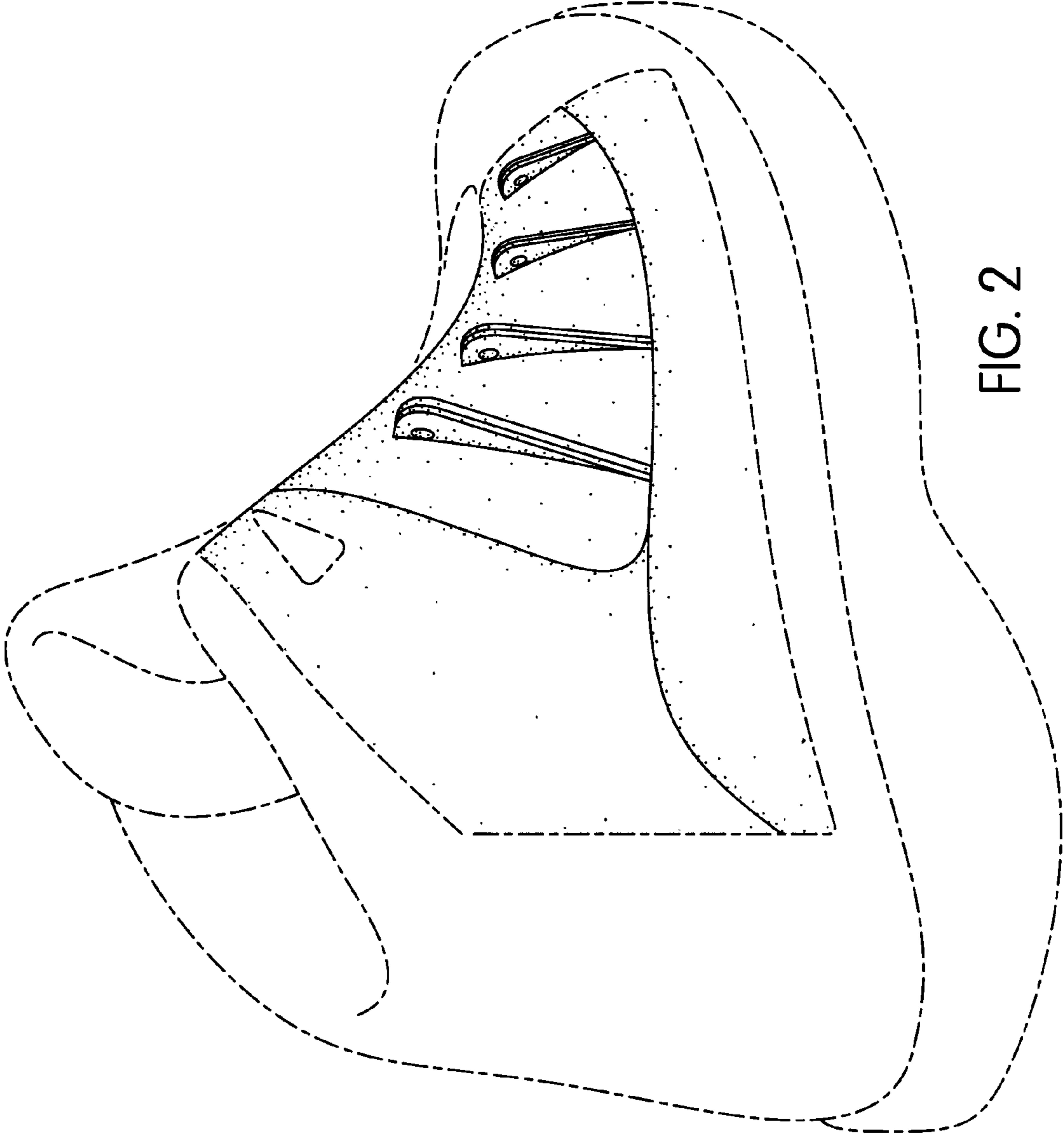


FIG. 2

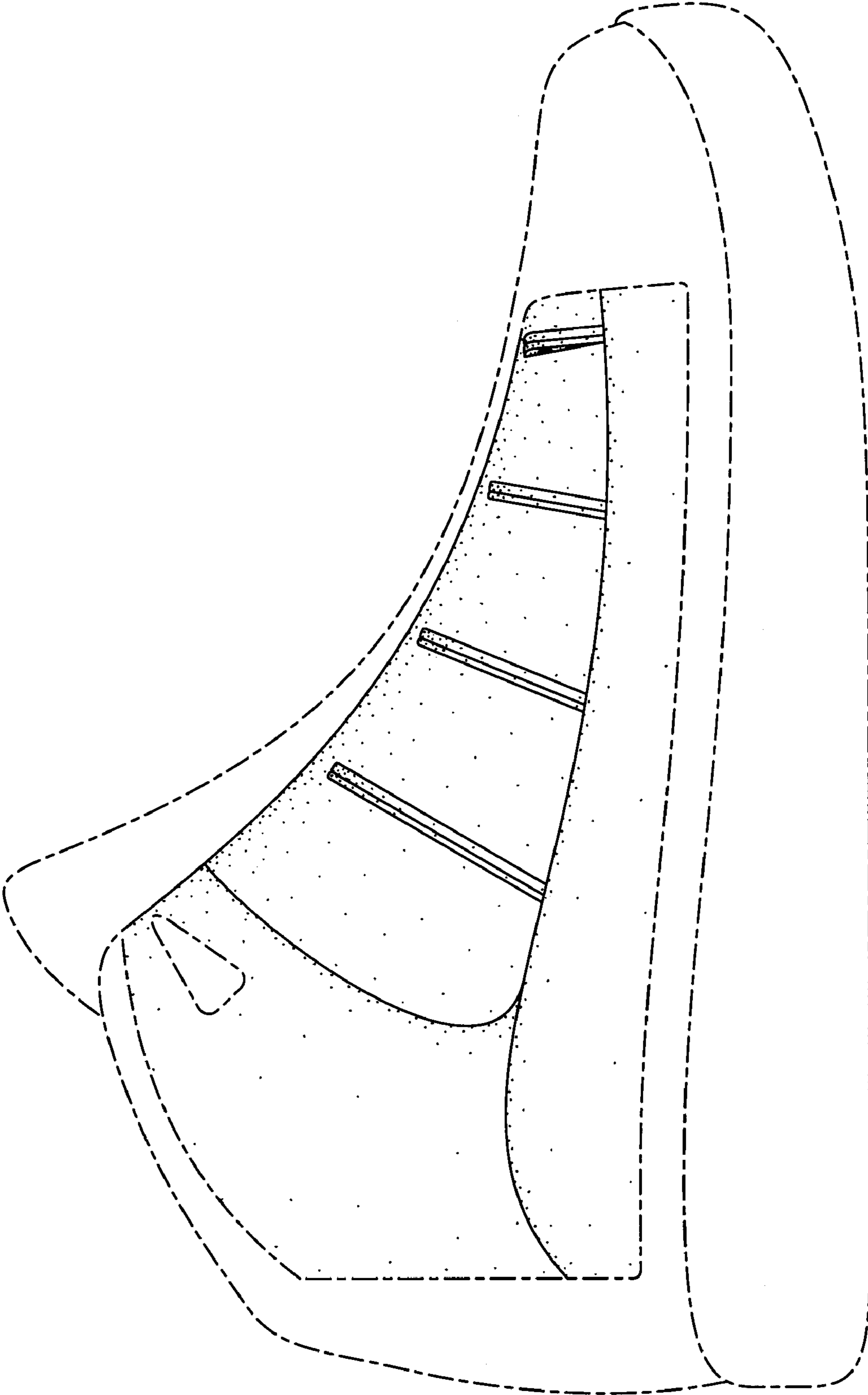


FIG. 3