



US00D546535S

(12) **United States Design Patent**
Belley et al.

(10) **Patent No.:** **US D546,535 S**

(45) **Date of Patent:** **** Jul. 17, 2007**

(54) **FOOTWEAR UPPER**

(75) Inventors: **Manon Belley**, Laval (CA); **Martin W. F. Dean**, St. Albans (GB)

(73) Assignee: **Wolverine World Wide, Inc.**,
Rockford, MI (US)

(**) Term: **14 Years**

(21) Appl. No.: **29/242,676**

(22) Filed: **Nov. 14, 2005**

(51) **LOC (8) Cl.** **02-99**

(52) **U.S. Cl.** **D2/969**

(58) **Field of Classification Search** D2/902,
D2/906-908, 943, 944, 969, 972-974; 36/45,
36/50.1, 77 M, 77 R, 83, 88, 113, 114, 126-131
See application file for complete search history.

(56) **References Cited**

U.S. PATENT DOCUMENTS

D255,059 S *	5/1980	Riley	D2/908
D276,190 S *	11/1984	Hess	D2/908
D297,182 S *	8/1988	Brown et al.	D2/969
D299,182 S *	1/1989	Brown	D2/969
D310,293 S *	9/1990	Serna et al.	D2/969
D359,386 S *	6/1995	Greene	D2/969
D376,901 S *	12/1996	Avar et al.	D2/972
D392,456 S *	3/1998	Yun	D2/972
D449,922 S *	11/2001	Pollastrelli	D2/969
D465,902 S *	11/2002	Ammon et al.	D2/902
D465,907 S *	11/2002	Matis	D2/969
D474,006 S *	5/2003	Schroeder et al.	D2/969
D480,543 S *	10/2003	Robbins	D2/969
D487,339 S *	3/2004	Laberge	D2/972
D492,103 S *	6/2004	Galway	D2/969
D499,241 S *	12/2004	Belley et al.	D2/969
D500,406 S	1/2005	Belley et al.	

D501,982 S	2/2005	Belley et al.	
D505,004 S *	5/2005	Robbins et al. D2/969
D507,864 S *	8/2005	Robbins et al. D2/969
D516,290 S *	3/2006	Racine D2/972
D520,225 S *	5/2006	Choi D2/972
D521,716 S *	5/2006	Drazic D2/969

OTHER PUBLICATIONS

Merrell Fall 2004 Catalog, p. 36.

* cited by examiner

Primary Examiner—Dominic Simone

(74) *Attorney, Agent, or Firm*—Warner Norcross & Judd LLP

(57) **CLAIM**

The ornamental design for footwear upper, as shown and described.

DESCRIPTION

FIG. 1 is a perspective view of the footwear upper embodying the new design;

FIG. 2 is a top plan view thereof;

FIG. 3 is a right side view thereof;


FIG. 4 is a left side view thereof;

FIG. 5 is a front view thereof; and,

FIG. 6 is a rear view thereof.

FIGS. 1-6 show features of an article of footwear in phantom lines. These features are shown for environmental purposes and do not form any part of the claimed design. Further, the phantom lines immediately adjacent the solid-line portions of the design form the boundary of the design, with the phantom lines forming no part of the claimed design.

1 Claim, 4 Drawing Sheets



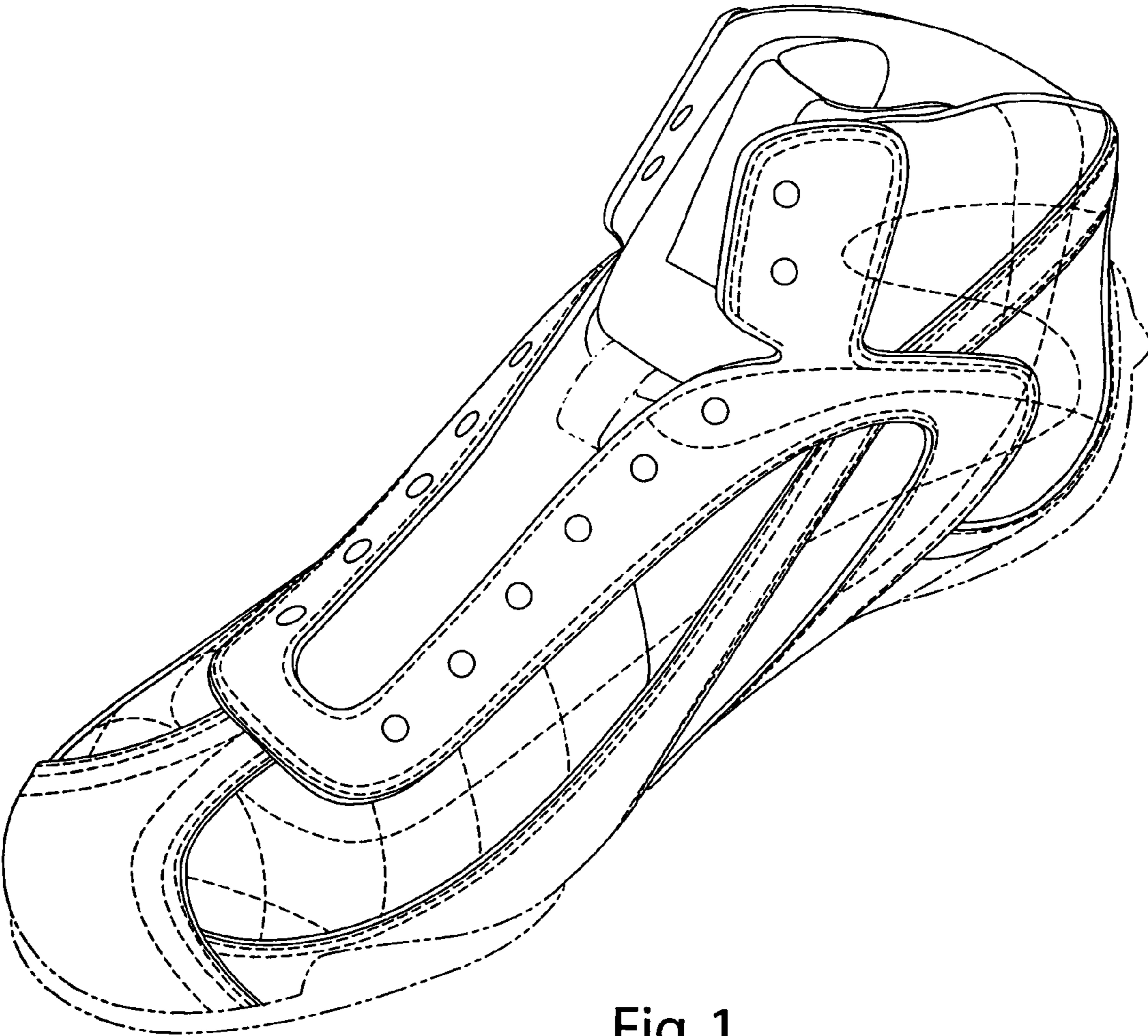


Fig. 1

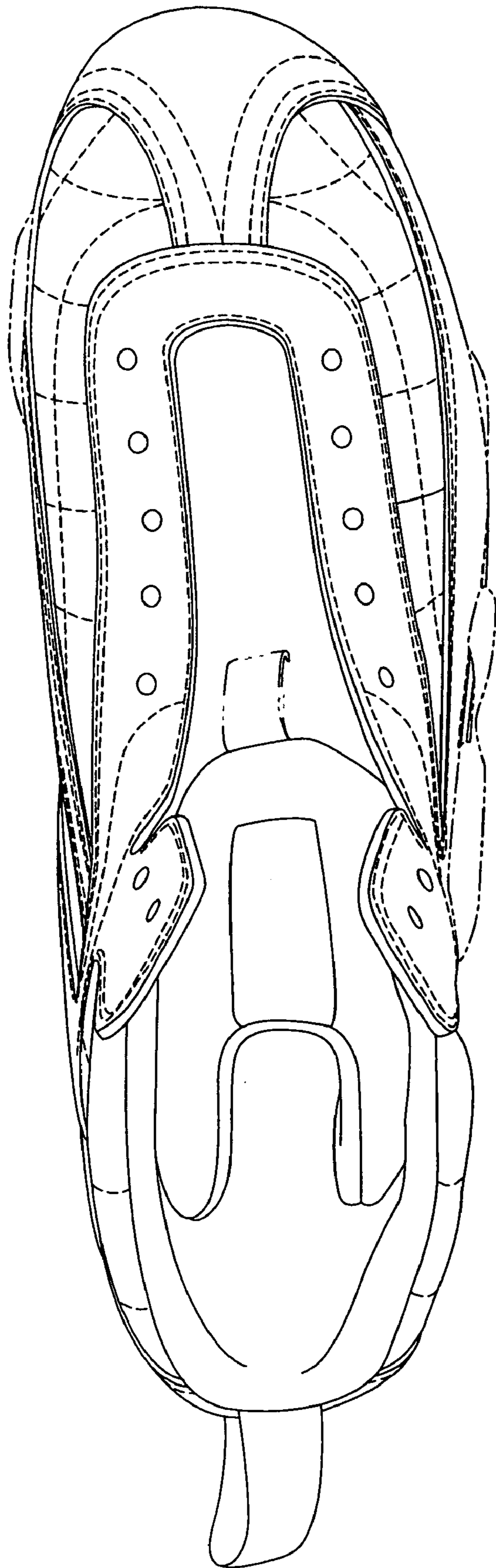


Fig. 2

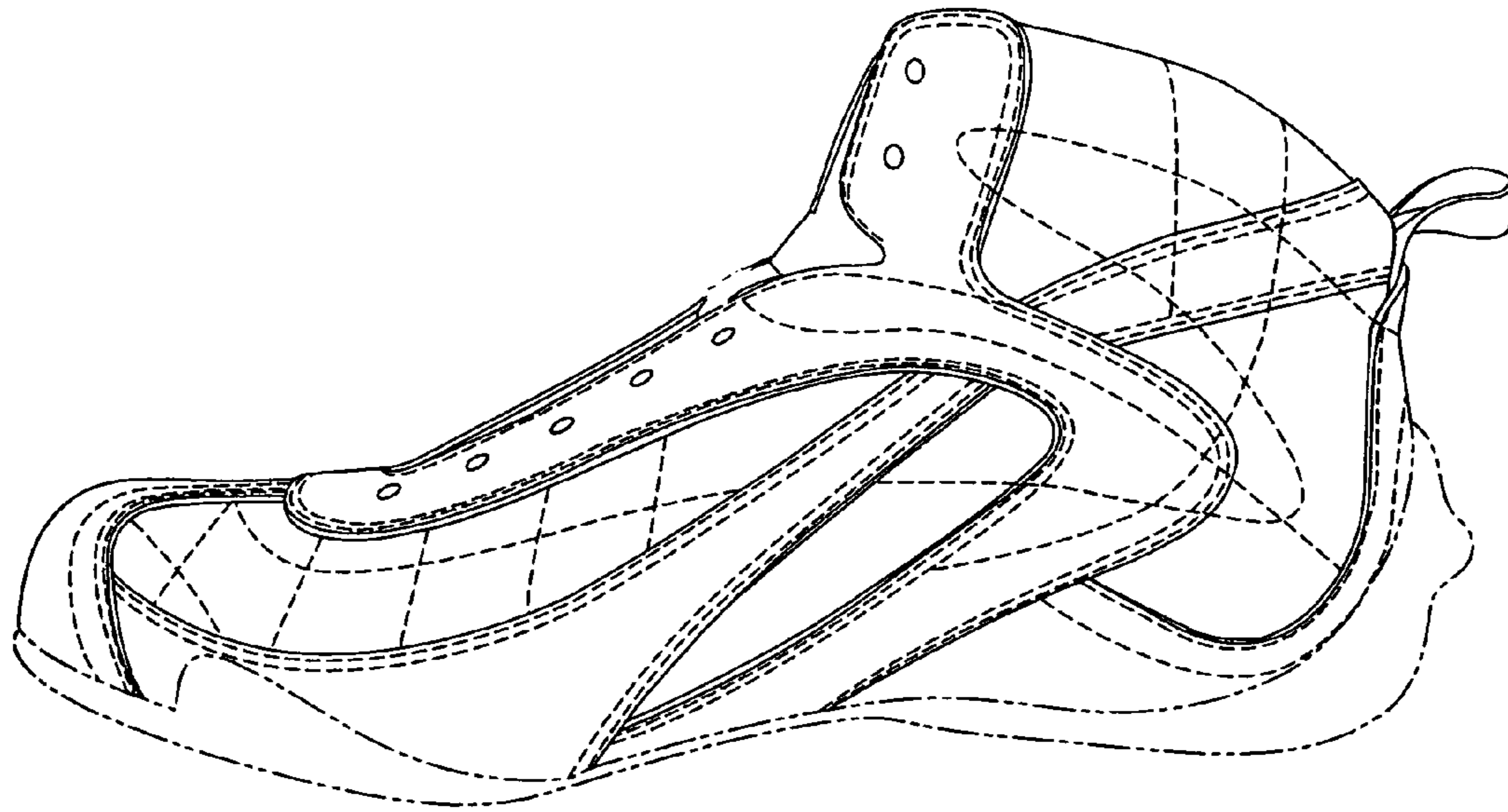


Fig. 3

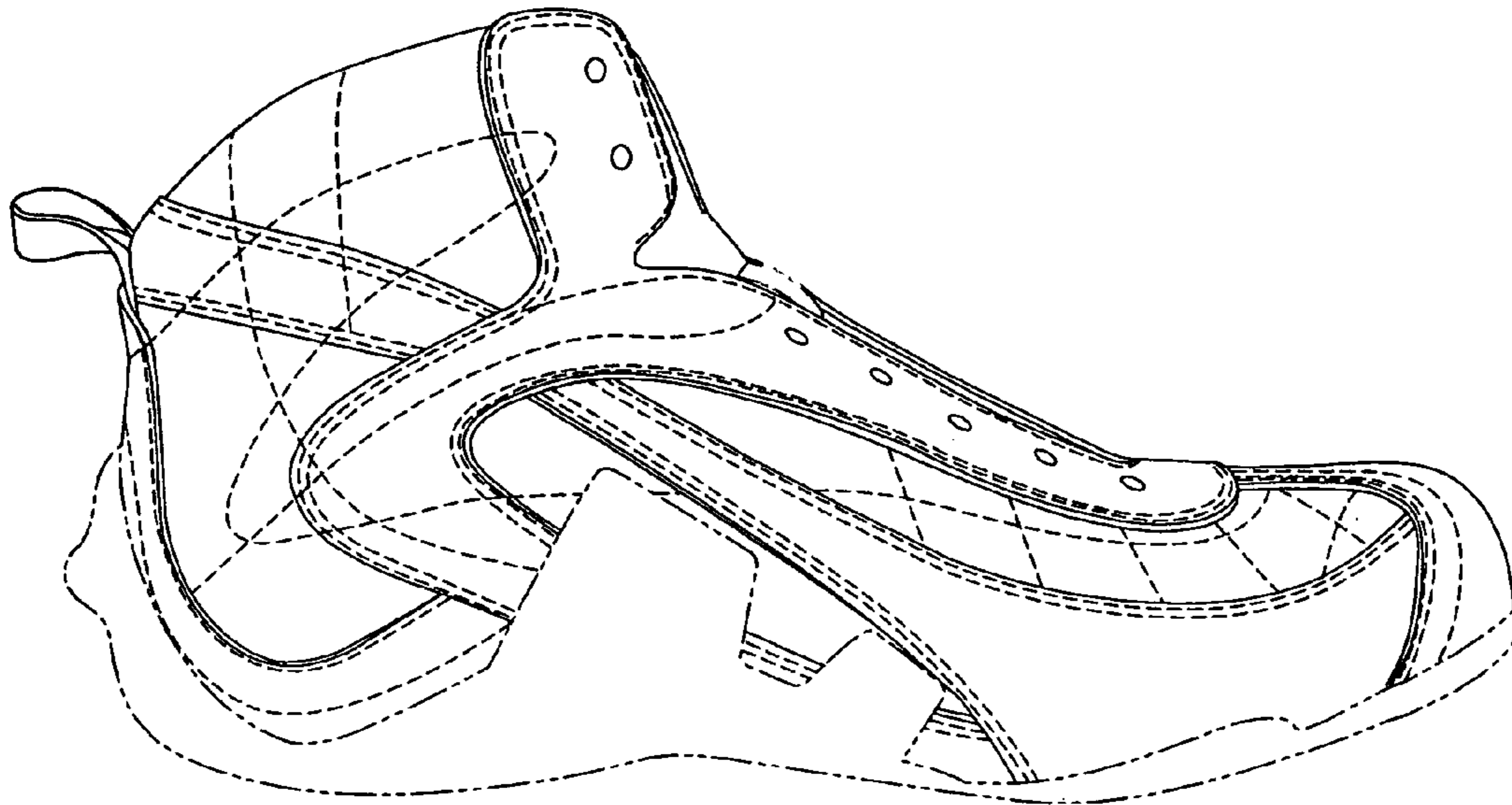


Fig. 4

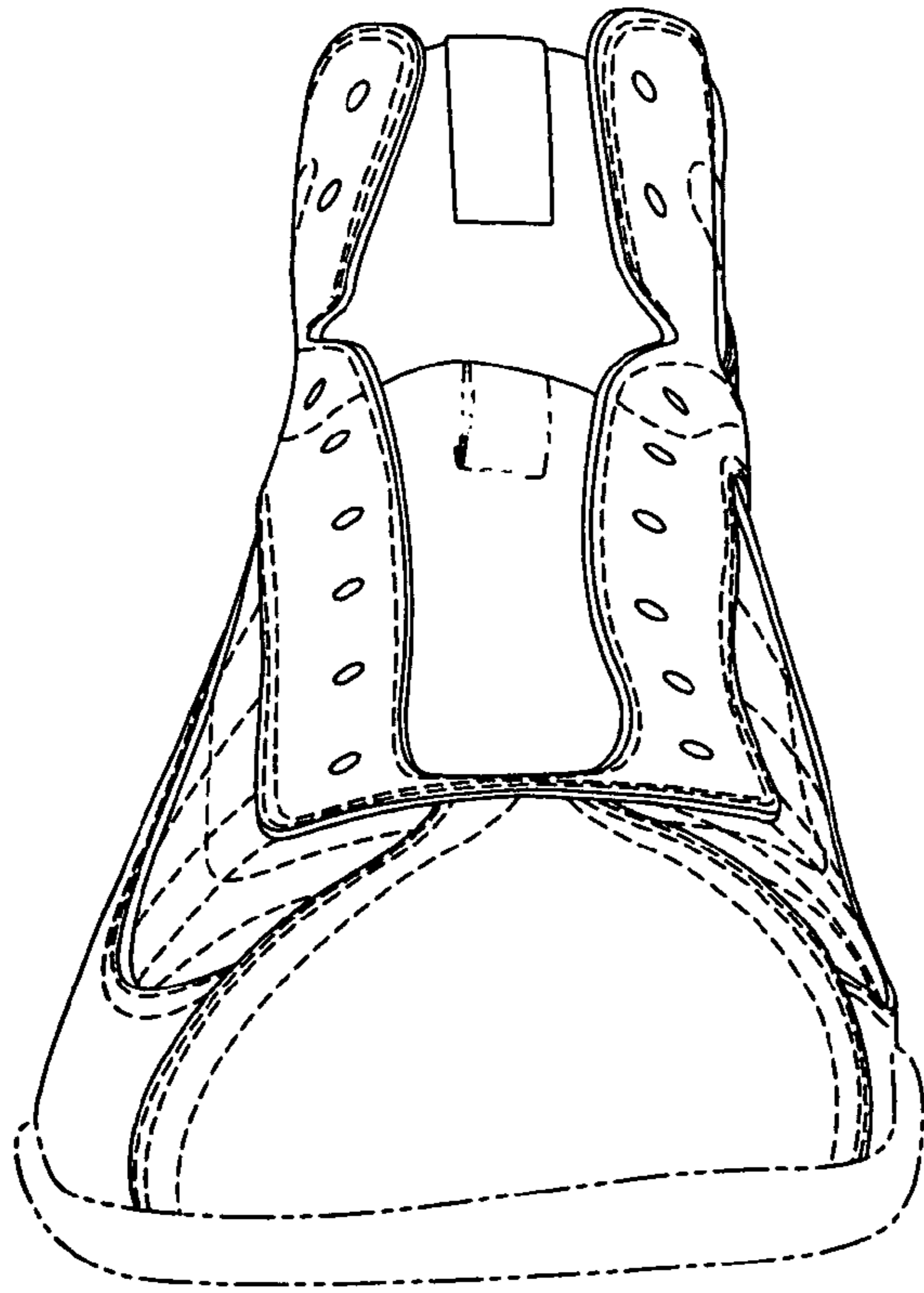


Fig. 5

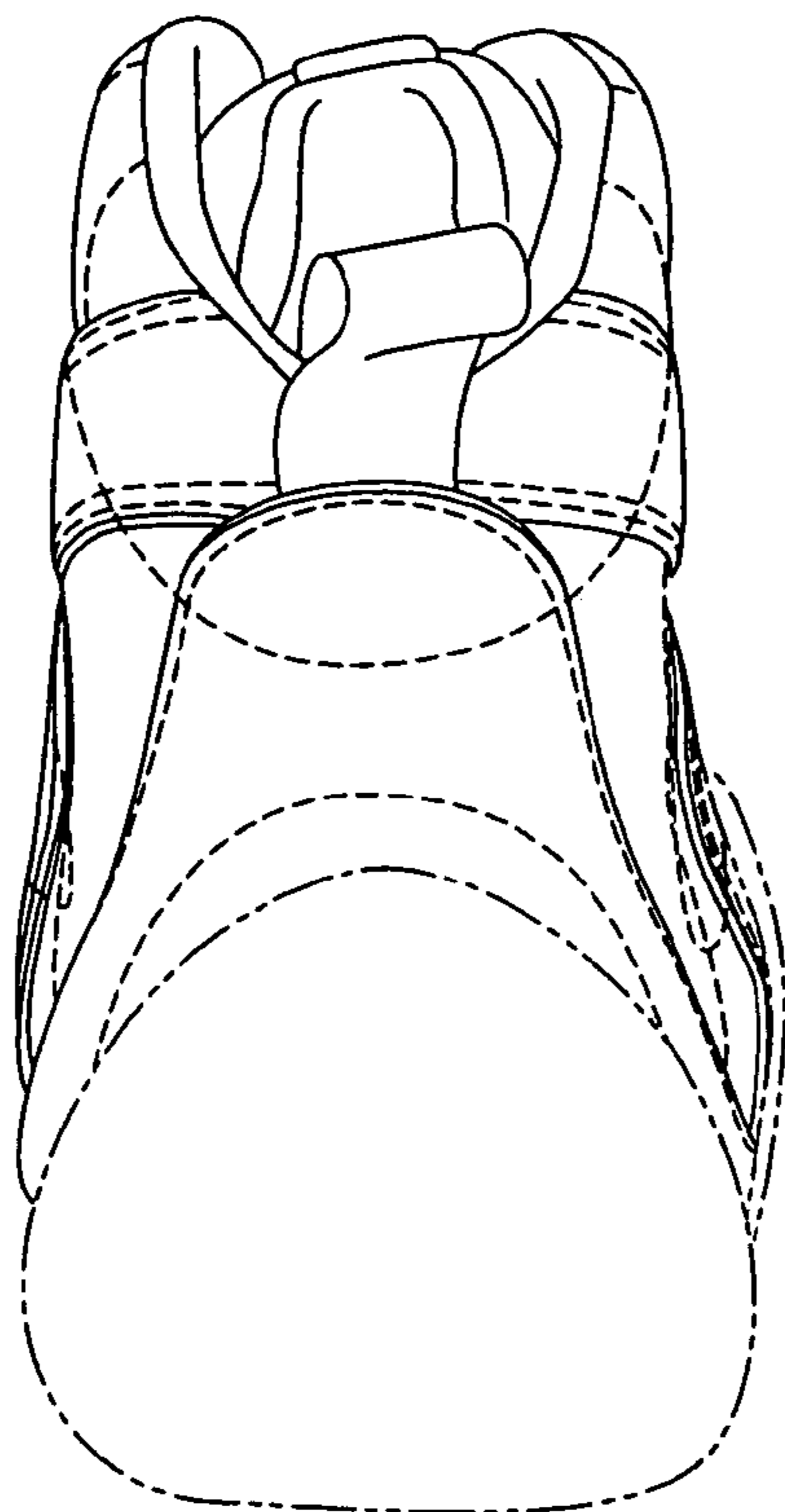


Fig. 6