

US00D546534S

(12) **United States Design Patent**  
**Belley et al.**

(10) **Patent No.:** **US D546,534 S**

(45) **Date of Patent:** **\*\* Jul. 17, 2007**

(54) **FOOTWEAR UPPER**

(75) Inventors: **Manon Belley**, Laval (CA); **Martin W. F. Dean**, St. Albans (GB)

(73) Assignee: **Wolverine World Wide, Inc.**,  
Rockford, MI (US)

(\*\*) Term: **14 Years**

(21) Appl. No.: **29/242,662**

(22) Filed: **Nov. 14, 2005**

(51) **LOC (8) Cl.** ..... **02-99**

(52) **U.S. Cl.** ..... **D2/969**

(58) **Field of Classification Search** ..... D2/902,  
D2/903, 906-908, 943, 944, 969, 972-974;  
36/45, 50.1, 77 M, 77 R, 83, 88, 113, 114,  
36/126-131

See application file for complete search history.

(56) **References Cited**

U.S. PATENT DOCUMENTS

- D281,115 S \* 10/1985 Campbell et al. .... D2/907
- D425,291 S \* 5/2000 Matis ..... D2/969
- D425,692 S \* 5/2000 Matis ..... D2/969
- D428,691 S \* 8/2000 Matis ..... D2/969
- D432,771 S \* 10/2000 Matis et al. .... D2/969
- D448,149 S \* 9/2001 Matis et al. .... D2/969
- D450,180 S \* 11/2001 Matis et al. .... D2/969
- D452,366 S \* 12/2001 Wilson ..... D2/969
- D457,715 S \* 5/2002 Wilson ..... D2/969
- D458,442 S \* 6/2002 Matis ..... D2/969
- D486,629 S \* 2/2004 Le et al. .... D2/969
- D492,103 S \* 6/2004 Galway ..... D2/969
- D500,194 S \* 12/2004 Matis ..... D2/969

- D500,195 S \* 12/2004 Matis ..... D2/969
- D500,404 S \* 1/2005 Robbins ..... D2/969
- D501,295 S \* 2/2005 Belley et al. .... D2/969
- D502,309 S 3/2005 Belley et al.
- D514,299 S \* 2/2006 Ardissono et al. .... D2/969
- D514,784 S \* 2/2006 Matis et al. .... D2/969

\* cited by examiner

*Primary Examiner*—Dominic Simone

(74) *Attorney, Agent, or Firm*—Warner Norcross & Judd LLP

(57) **CLAIM**

The ornamental design for footwear upper, as shown and described.

**DESCRIPTION**

FIG. 1 is a perspective view of the footwear upper embodying the new design;

FIG. 2 is a top plan view thereof;

FIG. 3 is a right side view thereof;

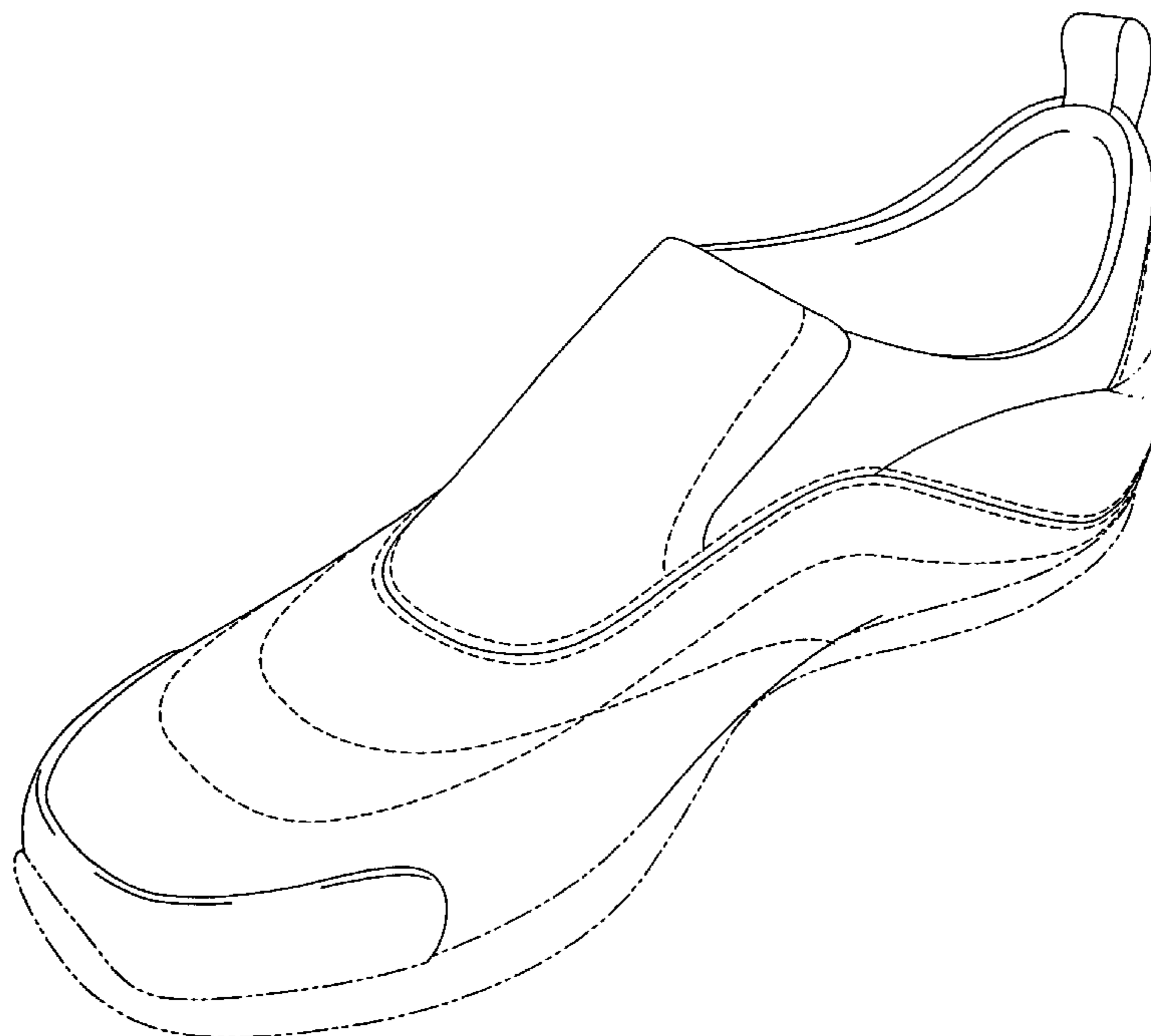
FIG. 4 is a left side view thereof;

FIG. 5 is a front view thereof; and,

FIG. 6 is a rear view thereof.

FIGS. 1-6 show features of an article of footwear in phantom lines. These features are shown for environmental purposes and do not form any part of the claimed design. Further, the phantom lines immediately adjacent the solid-line portions of the design form the boundary of the design, with the phantom lines forming no part of the claimed design.

**1 Claim, 4 Drawing Sheets**






Fig.1

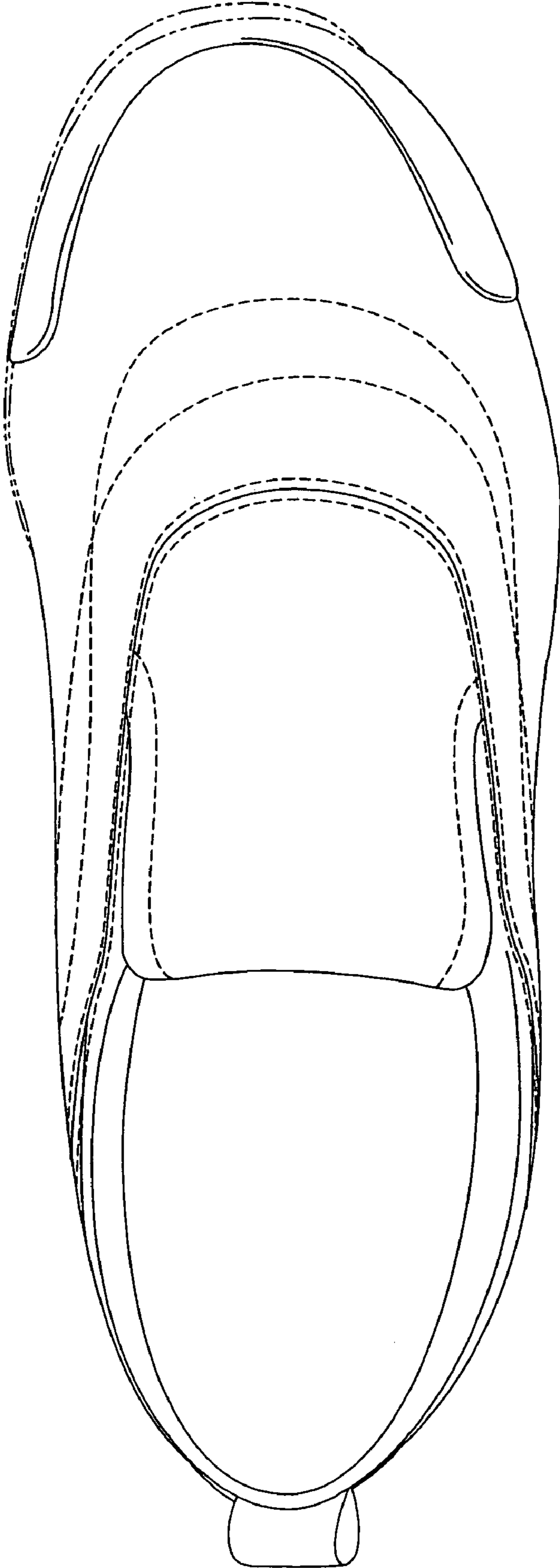


Fig. 2




Fig. 3




Fig. 4

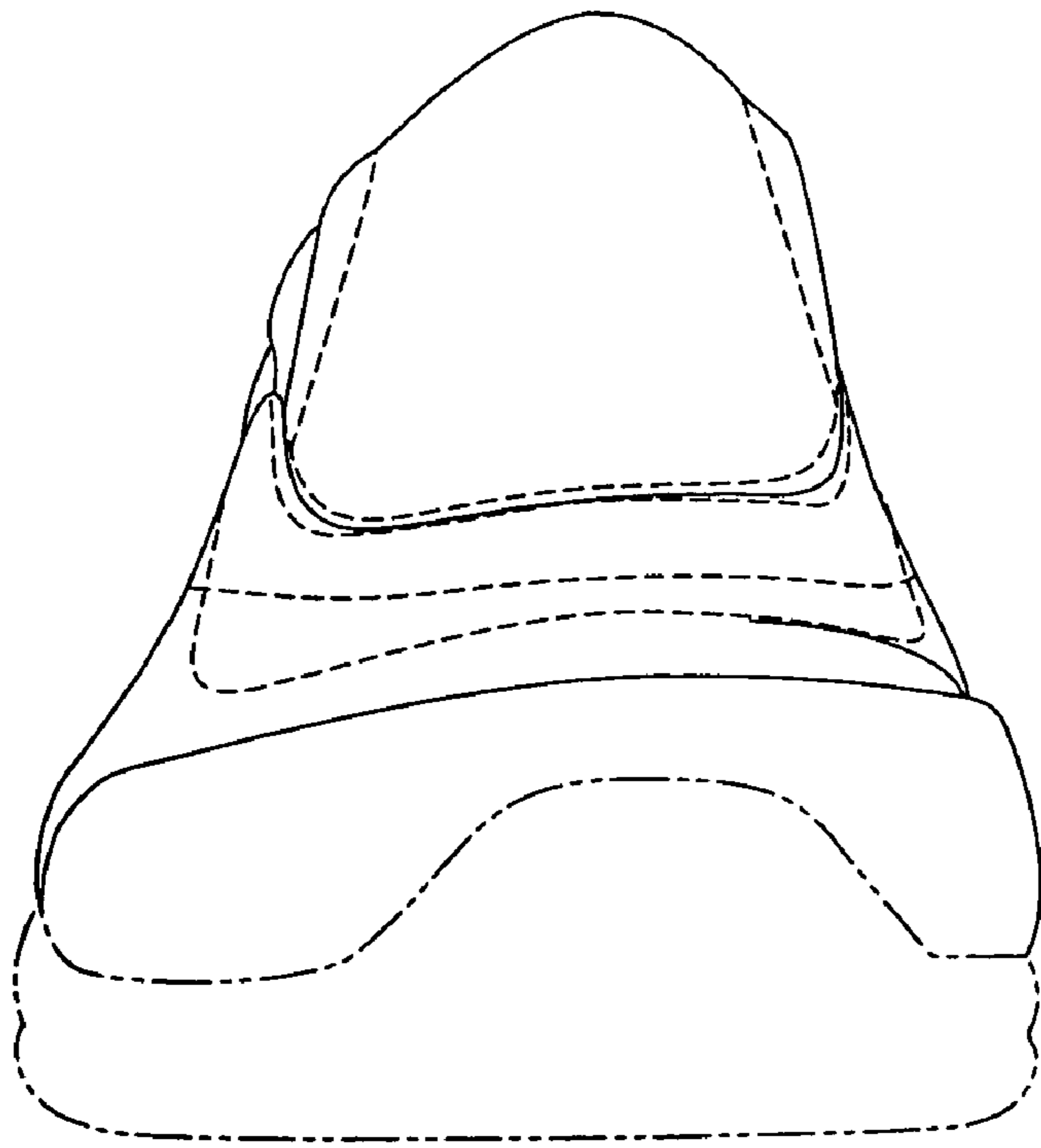


Fig. 5

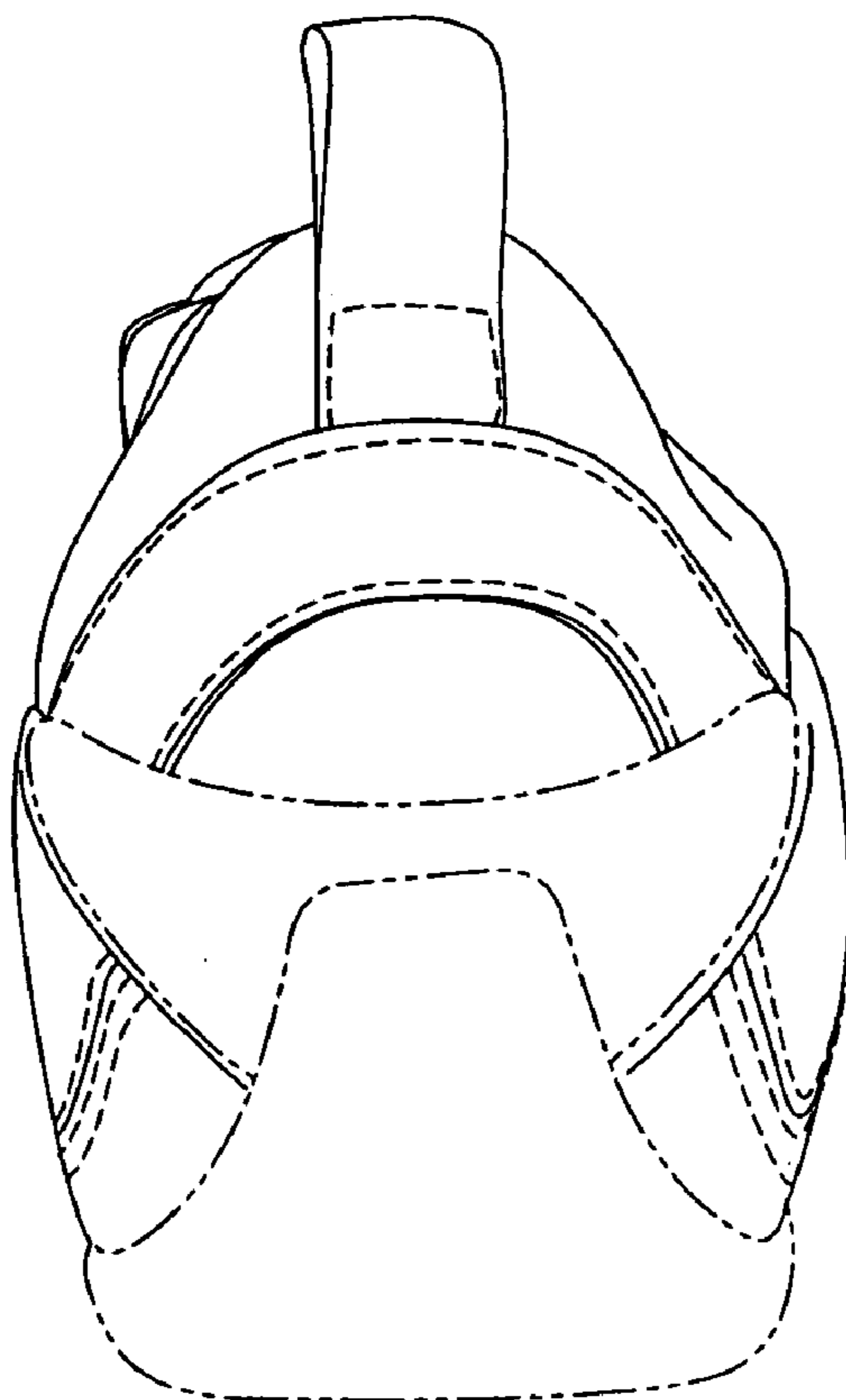


Fig. 6