

US00D546528S

(12) **United States Design Patent**  
**Verity**

(10) **Patent No.:** **US D546,528 S**

(45) **Date of Patent:** **\*\* Jul. 17, 2007**

(54) **HAT**

(76) **Inventor:** **Andrea Verity**, 7 Peter Cooper Rd.,  
Apt. 8F, New York, NY (US) 10010

(\*\*) **Term:** **14 Years**

(21) **Appl. No.:** **29/256,461**

(22) **Filed:** **Mar. 21, 2006**

(51) **LOC (8) Cl.** ..... **02-03**

(52) **U.S. Cl.** ..... **D2/878**

(58) **Field of Classification Search** ..... D2/719,  
D2/741, 745, 865, 866, 867, 869, 871, 872,  
D2/873, 875, 876, 879, 882, 884, 889; 2/171,  
2/171.1, 174.4-5, 181.2, 181.4, 181.6, 181.8,  
2/195.1-6, 200.1, 200.3, 209.11-13, 209.5-7  
See application file for complete search history.

(56) **References Cited**

**U.S. PATENT DOCUMENTS**

D92,236	S	*	5/1934	de Pew	.....	D2/865
1,957,206	A	*	5/1934	Goldstein	.....	2/172
4,991,237	A	*	2/1991	Dwyer	.....	2/209.7
D336,691	S	*	6/1993	Hillock	.....	D29/104
D351,272	S	*	10/1994	Hyer	.....	D2/869
D355,976	S	*	3/1995	Gilfert et al.	.....	D2/865
D410,768	S	*	6/1999	Hirsh	.....	D29/102
5,951,503	A	*	9/1999	Pomatto	.....	602/17
D478,711	S	*	8/2003	Cowgill et al.	.....	D2/889
D495,057	S	*	8/2004	McCoy	.....	D24/191
D525,014	S	*	7/2006	Palmisano, Jr.	.....	D2/869

**OTHER PUBLICATIONS**

Picture of gourd hat, at [www.texasgourdsociety.org](http://www.texasgourdsociety.org), dated Nov. 5, 2004 (1 page).\*

\* cited by examiner

*Primary Examiner*—Elizabeth A. Albert

*Assistant Examiner*—Karen E. Eldridge

(74) *Attorney, Agent, or Firm*—Gottlieb, Rackman & Reisman

(57) **CLAIM**

The ornamental design for a hat, as shown and described.

**DESCRIPTION**

FIG. 1 is a top front perspective view of the hat showing my new design with the front lip of the rim turned to a downward position;

FIG. 2 is a top plan view of the hat;

FIG. 3 is a front elevation view of the hat;

FIG. 4 is a right side elevation view of the hat, the left side elevation view being a mirror image thereof;

FIG. 5 is a rear elevation view of the hat;

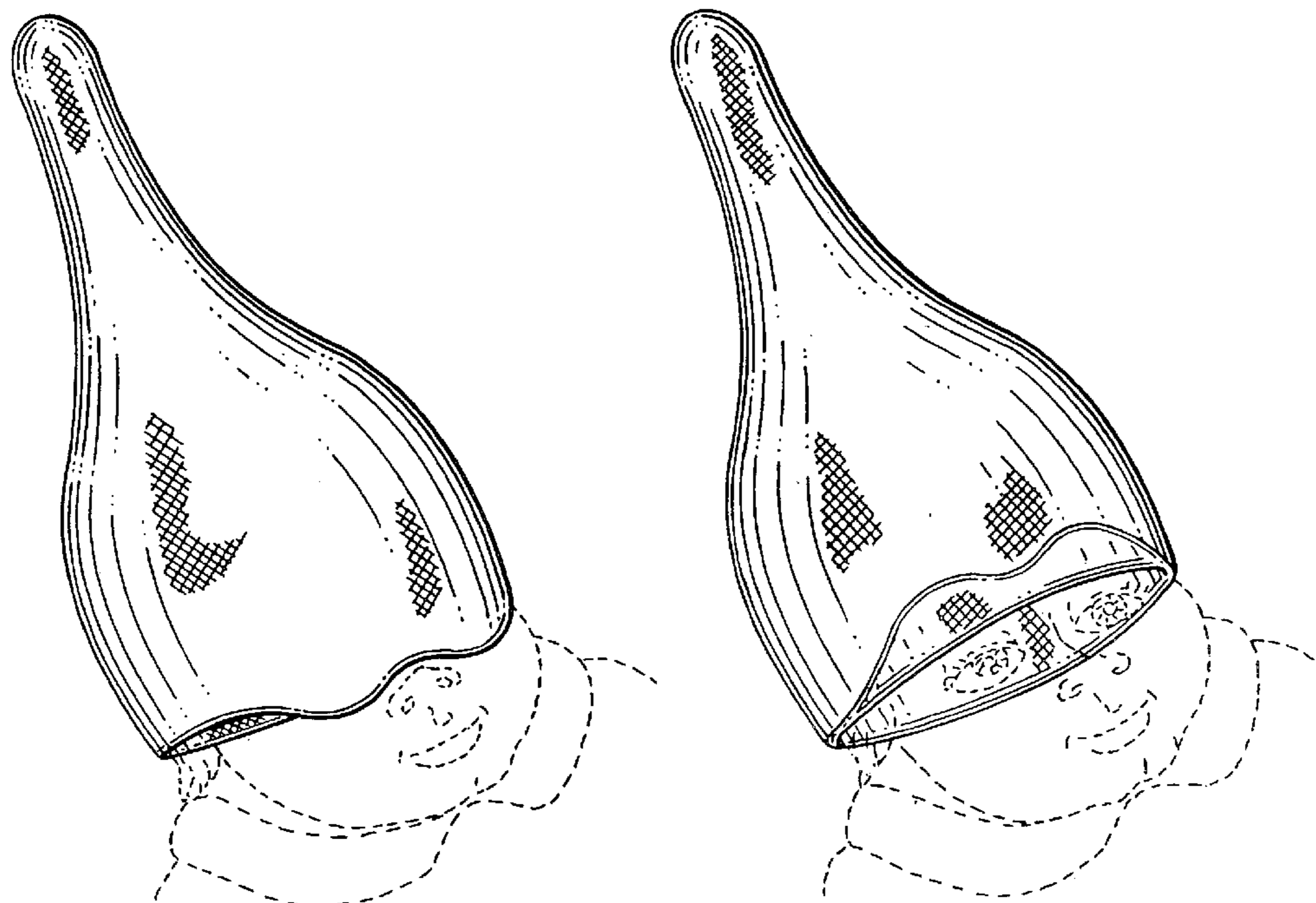
FIG. 6 is a bottom view of the hat; and,

FIG. 7 is a top front perspective view of the hat with the front lip of the rim turned to an upward position.

The environment shown in broken lines is for illustrative purposes only and forms no part of the claimed design.

The crosshatched pattern, although shown intermittently, is understood to be distributed uniformly over the surfaces of the claimed design and is meant to represent material.

**1 Claim, 3 Drawing Sheets**



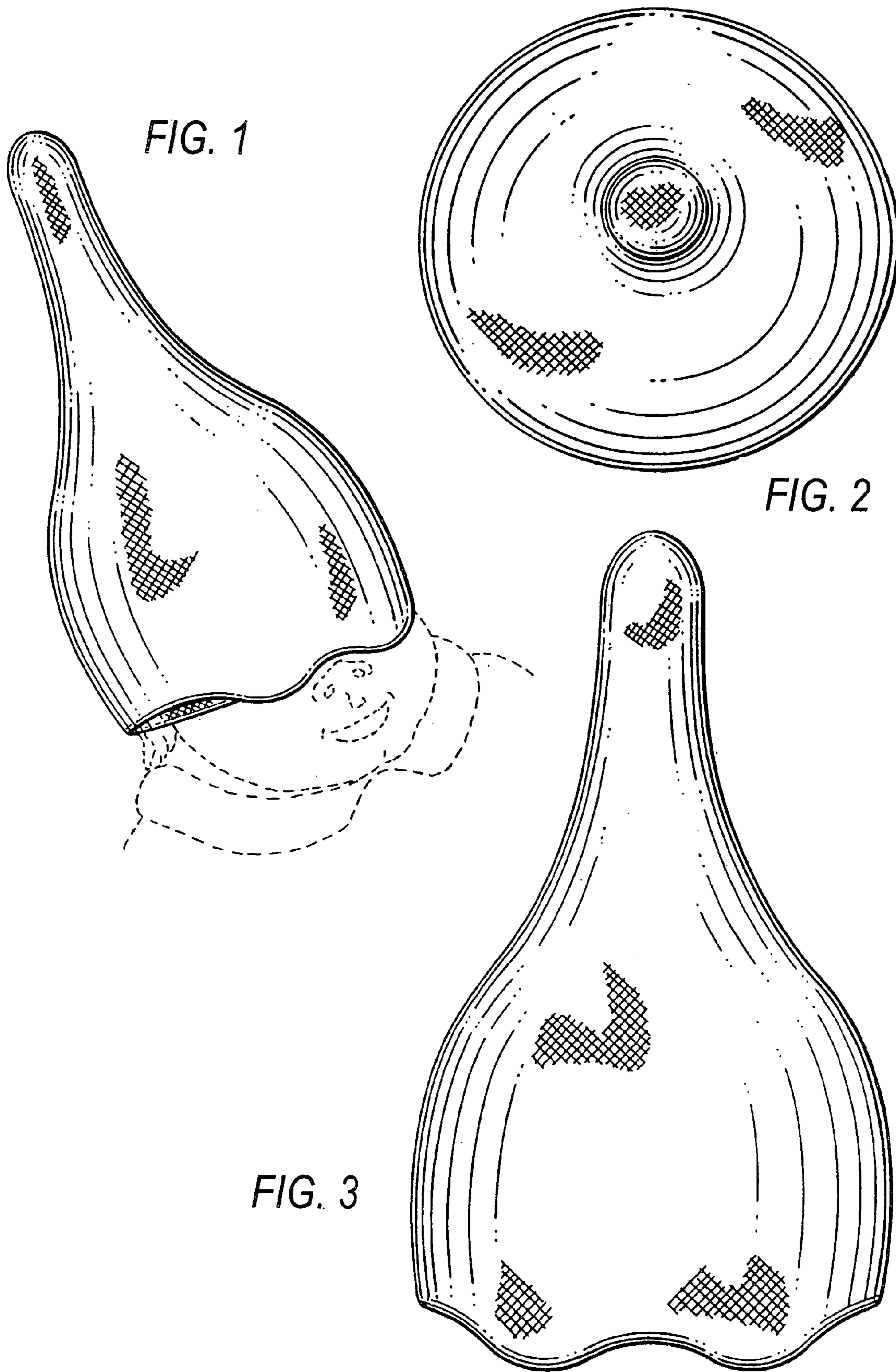


FIG. 1

FIG. 2

FIG. 3

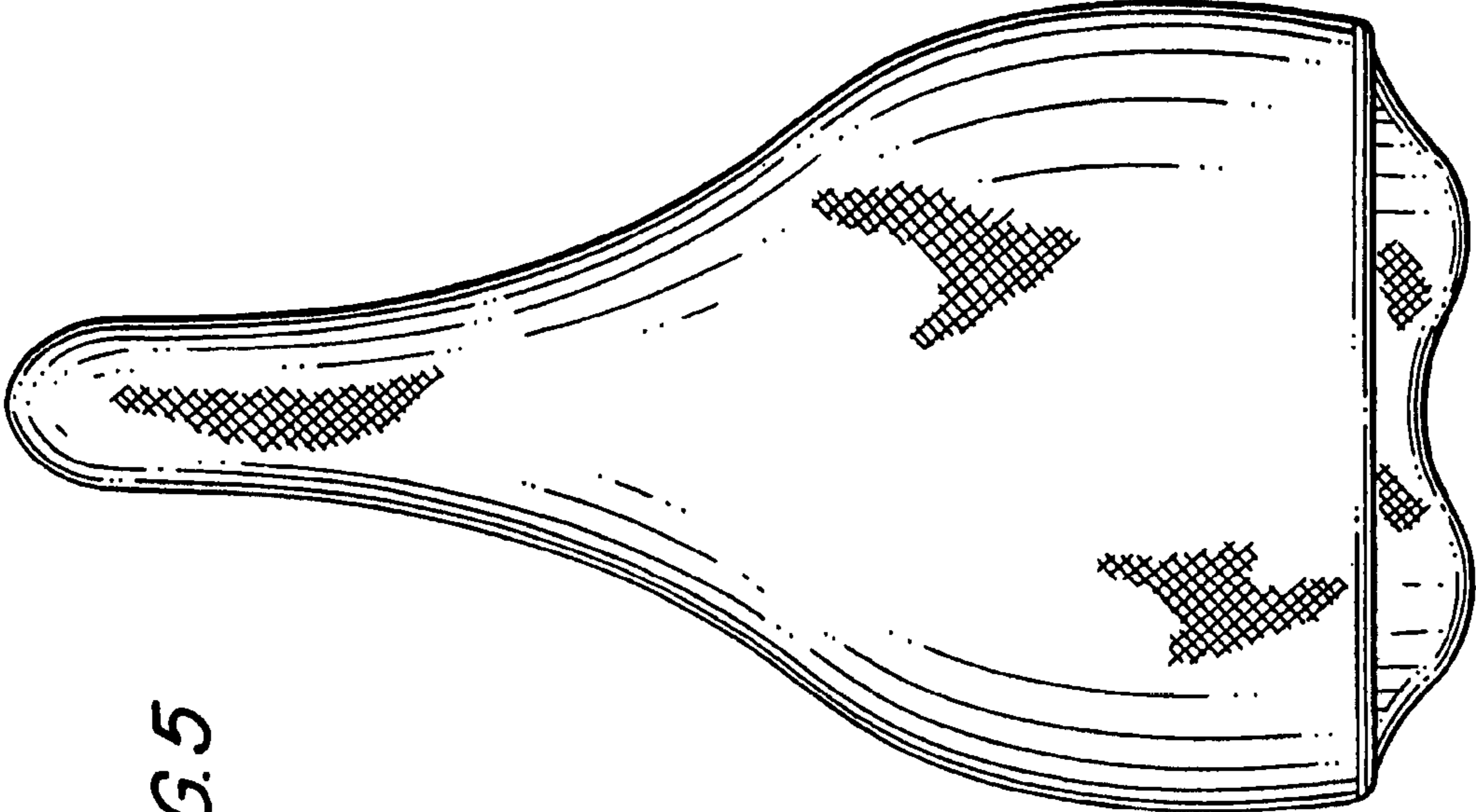


FIG. 5

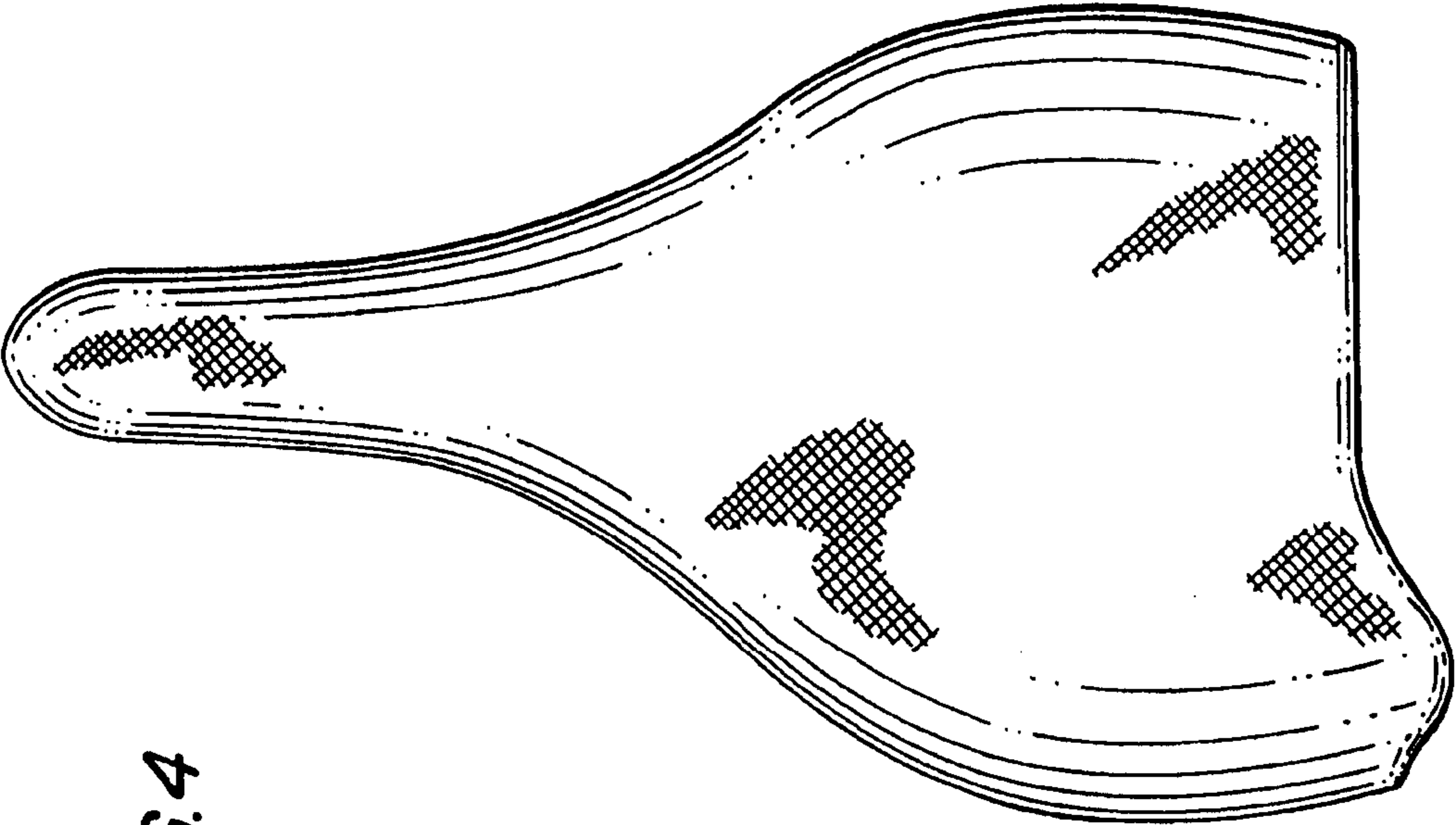


FIG. 4



FIG. 6

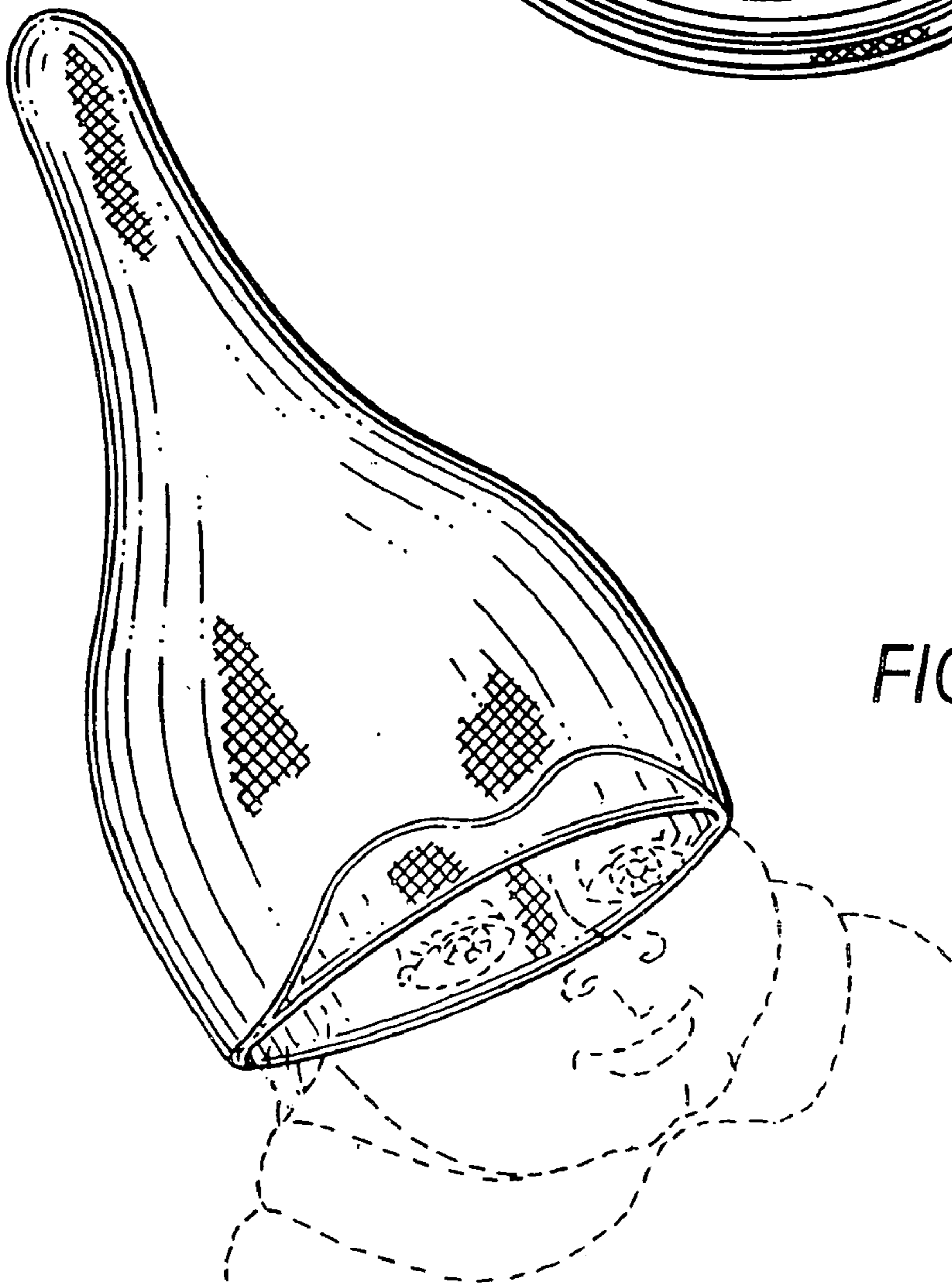
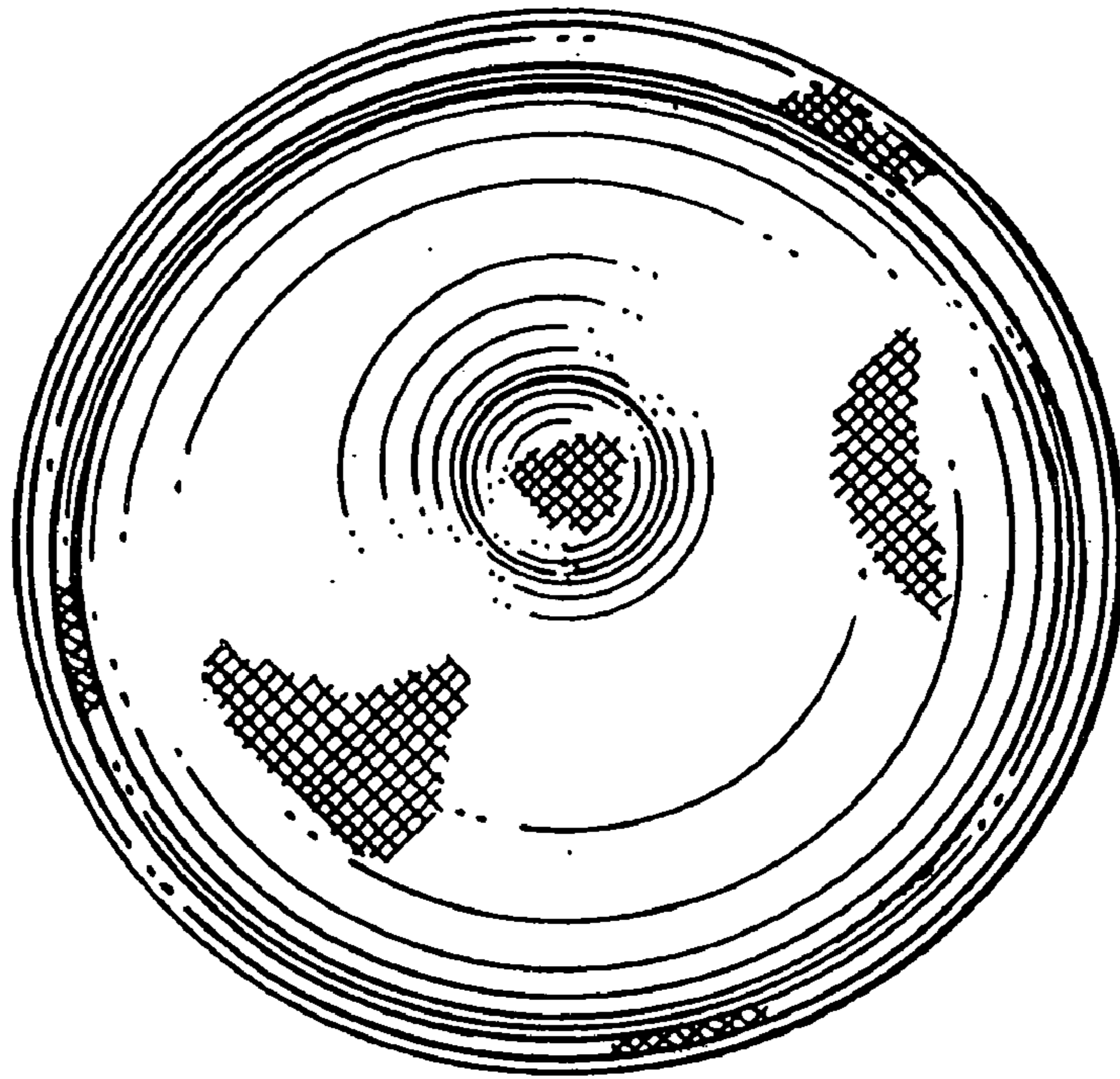


FIG. 7