

US00D546522S

(12) **United States Design Patent**
Naujoks

(10) **Patent No.:** **US D546,522 S**

(45) **Date of Patent:** **** Jul. 10, 2007**

(54) **BAG HOLDER**

(76) Inventor: **Richard Naujoks**, 6 Otter Street,
Winnipeg, Manitoba (CA) R3T 4J7

(**) Term: **14 Years**

(21) Appl. No.: **29/238,807**

(22) Filed: **Sep. 22, 2005**

(30) **Foreign Application Priority Data**

Dec. 20, 2006 (CA) 111237

(51) **LOC (8) Cl.** **09-09**

(52) **U.S. Cl.** **D34/6**

(58) **Field of Classification Search** D34/5,
D34/6, 1; 248/99-101, 95, 153, 175, 156;
220/908, 6, 404; 141/390, 391

See application file for complete search history.

(56) **References Cited**

U.S. PATENT DOCUMENTS

3,318,453	A *	5/1967	Cavanah	211/11
D246,565	S *	12/1977	Roark	D34/6
4,175,602	A *	11/1979	Cavalari et al.	141/390
4,893,769	A *	1/1990	Rotelli	248/97
4,921,193	A *	5/1990	Benesch	248/97
5,213,291	A *	5/1993	Wiebe	248/97
5,427,340	A *	6/1995	Stromsmoe et al.	248/97
5,775,649	A *	7/1998	O'Leary	248/97
D398,121	S *	9/1998	Siu	D34/6

D418,653	S *	1/2000	Kent, Jr.	D34/6
D421,170	S *	2/2000	Siu	D34/6
D424,265	S *	5/2000	Rosky	D34/6
D436,706	S *	1/2001	Clinton	D34/6

* cited by examiner

Primary Examiner—Cynthia E. Ramirez

(74) *Attorney, Agent, or Firm*—Ryan W. Dupuis; Adrian D. Battison; Michael R. Williams

(57) **CLAIM**

The ornamental design for a bag holder, as shown and described.

DESCRIPTION

FIG. 1 is a perspective view of the bag holder shown assembled.

FIG. 2 is a side elevational view of the bag holder shown assembled, the opposing side being a mirror image of the side elevational view shown.

FIG. 3 is an end elevational view of the bag holder shown assembled, the opposing end being a mirror image of the end elevational view shown.

FIG. 4 is a top plan view of the bag holder shown assembled.

FIG. 5 is an exploded view of the bag holder; and,

FIG. 6 is an enlarged detailed view of the section shown in a circle in FIG. 5.

1 Claim, 6 Drawing Sheets

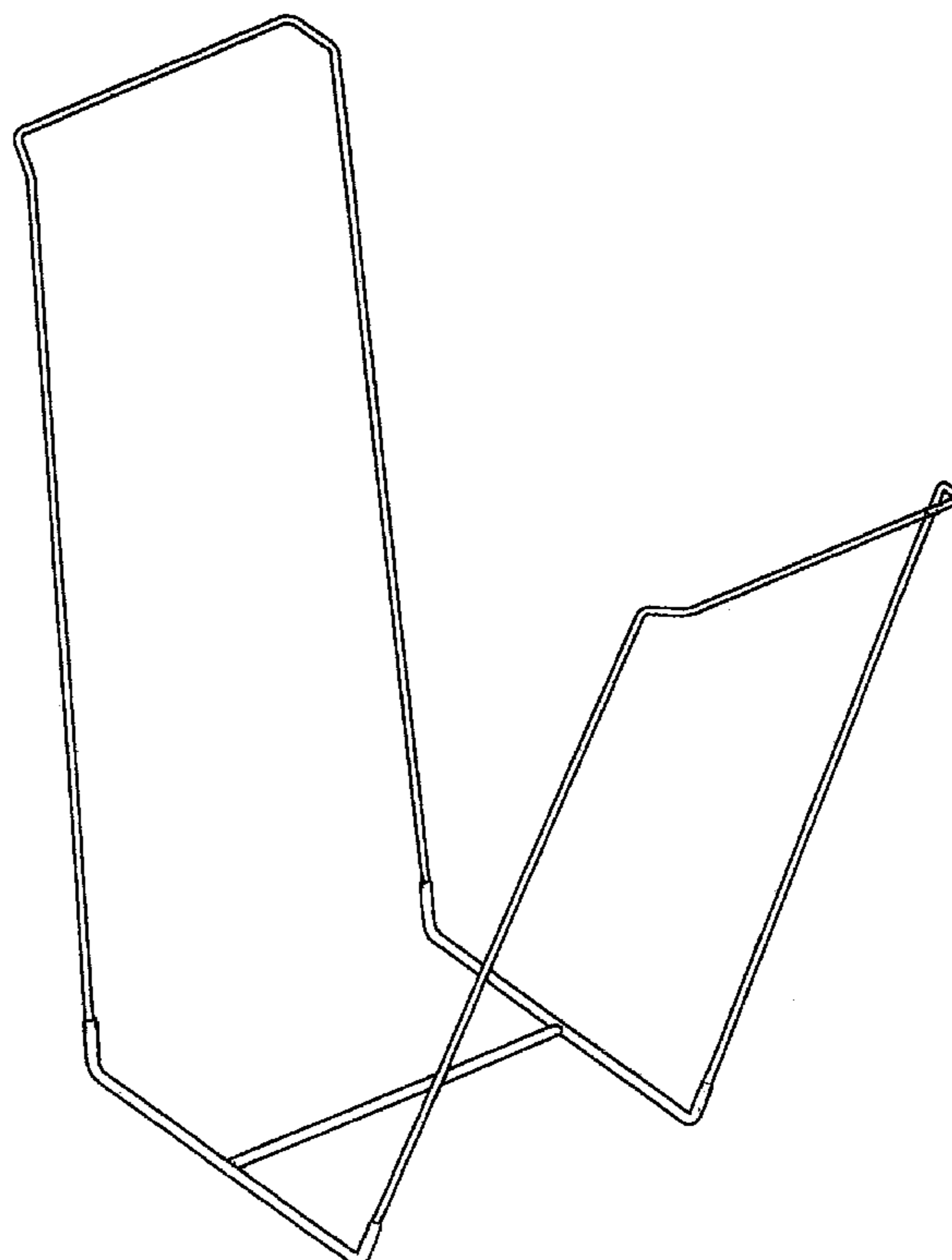


FIGURE 1

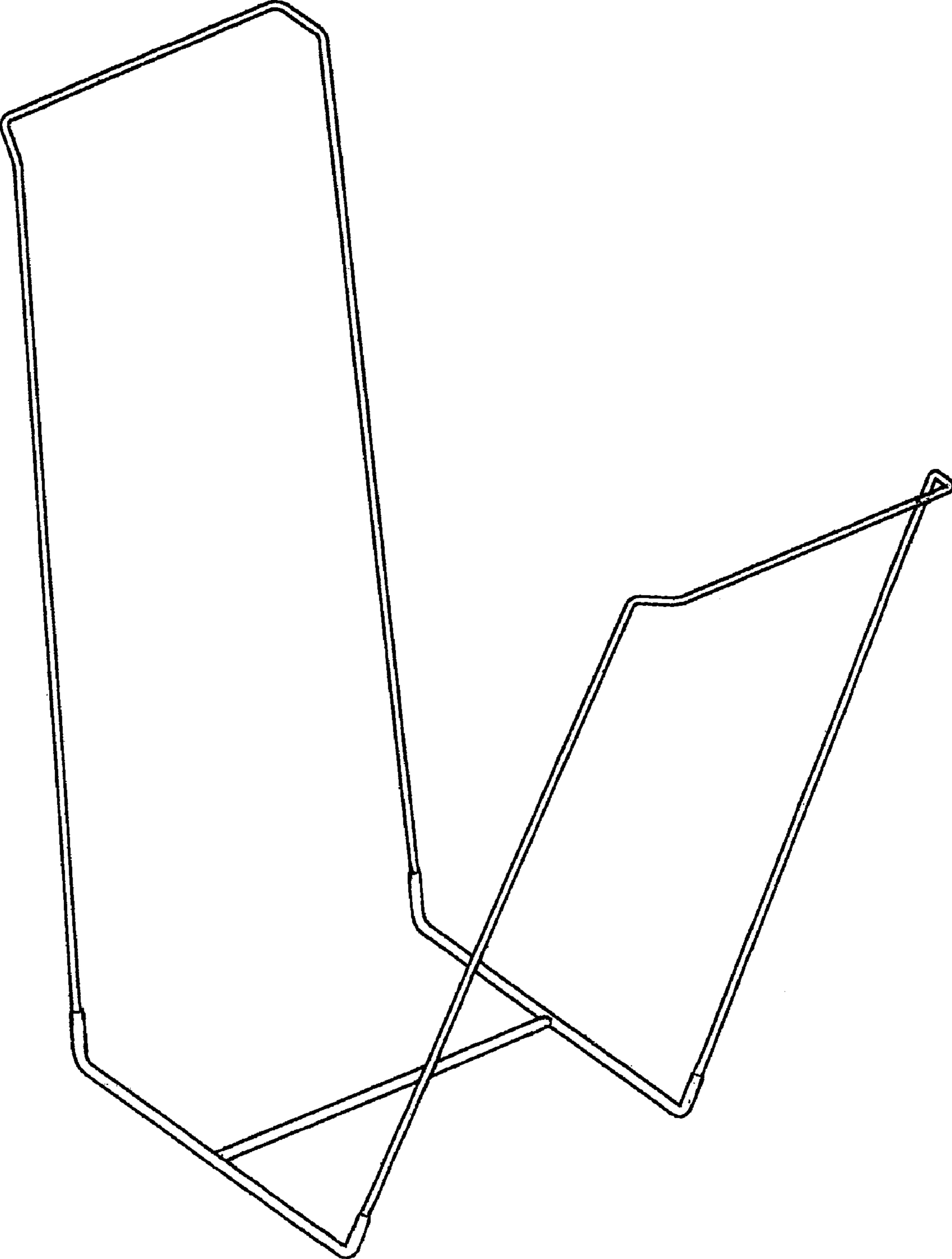


FIGURE 2

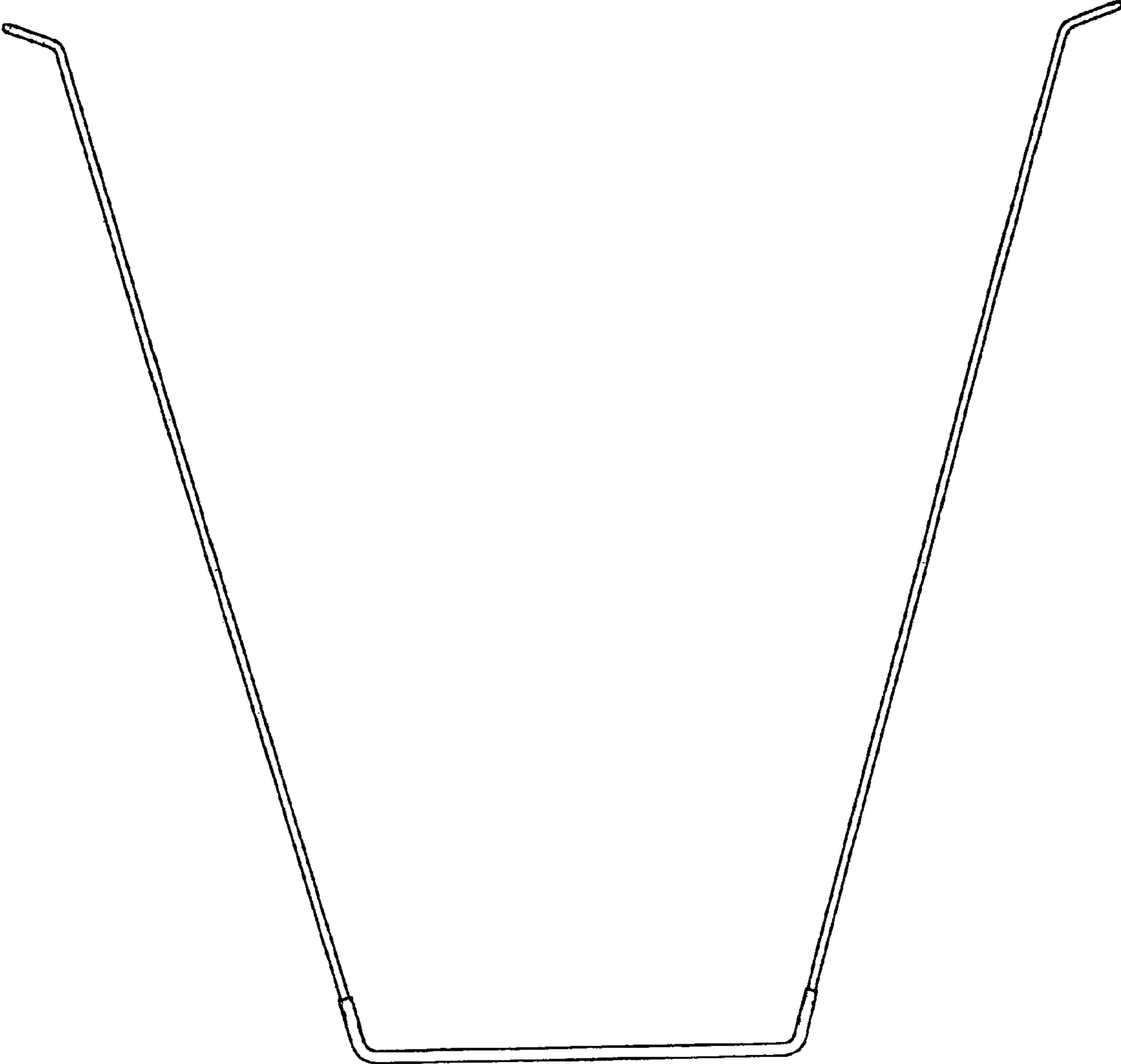



FIGURE 3






FIGURE 4

FIGURE 5

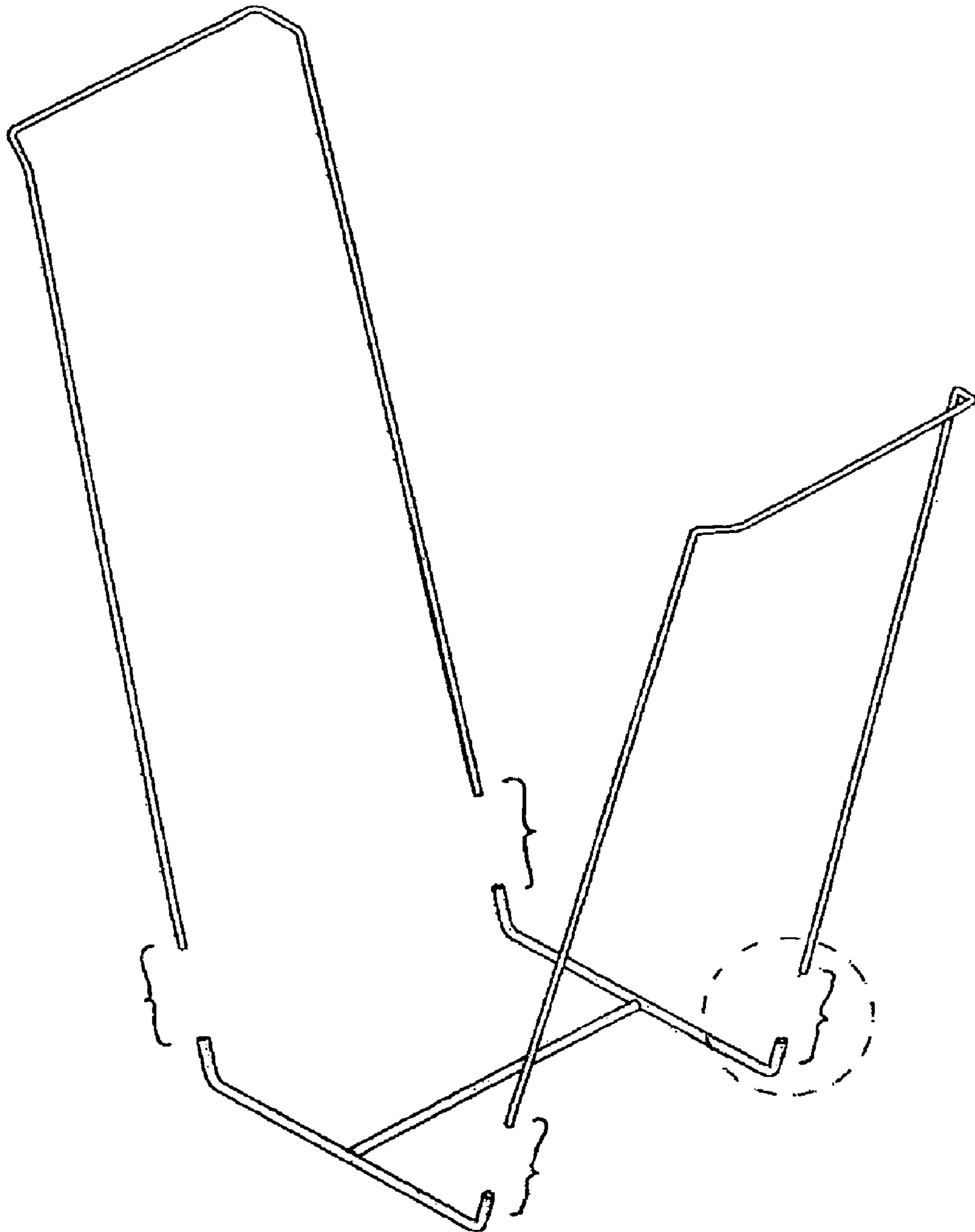


FIGURE 6

