

US00D546510S

(12) **United States Design Patent**
Parr et al.

(10) **Patent No.:** **US D546,510 S**

(45) **Date of Patent:** **** Jul. 10, 2007**

(54) **FOOT OF AN UPRIGHT VACUUM CLEANER**

(75) Inventors: **Richard S. Parr**, Uniontown, OH (US);
William G. Alford, Canton, OH (US);
Darwin T. McKnight, Louisville, OH
(US); **Matthew J. Archer**, North
Canton, OH (US)

(73) Assignee: **The Hoover Company**, North Canton,
OH (US)

(**) Term: **14 Years**

(21) Appl. No.: **29/194,195**

(22) Filed: **Nov. 19, 2003**

(51) **LOC (8) Cl.** **15-05**

(52) **U.S. Cl.** **D32/32**

(58) **Field of Classification Search** D32/22,
D32/31-34, 38-39; 15/321-322, 324-325,
15/327.1, 329, 339, 344, 350-353, 361-362,
15/403, 410-412, 415.1, 416-422, 422.1

See application file for complete search history.

(56) **References Cited**

U.S. PATENT DOCUMENTS

D368,560 S	4/1996	Abe et al.	D32/22
D371,652 S	7/1996	Umbach	D32/22
D379,692 S	6/1997	Abe	D32/22
D412,227 S	7/1999	Wareham et al.	D32/32
D412,380 S *	7/1999	Wareham	D32/32

D473,986 S	4/2003	Parr et al.	D32/32
D474,315 S *	5/2003	Archer et al.	D32/32
D475,823 S *	6/2003	Medema et al.	D32/32
D487,602 S *	3/2004	Roberts et al.	D32/32
D506,047 S *	6/2005	Alford et al.	D32/32
D506,586 S *	6/2005	Carr et al.	D32/32
D508,153 S *	8/2005	Alford et al.	D32/32
D521,199 S *	5/2006	Leyden	D32/32
D522,198 S *	5/2006	Coombs et al.	D32/33

* cited by examiner

Primary Examiner—Ruth McInroy

(74) *Attorney, Agent, or Firm*—Renner, Kenner, Greive,
Bobak, Taylor & Weber

(57) **CLAIM**

We claim the ornamental design for a foot of an upright vacuum cleaner, as shown and described.

DESCRIPTION

FIG. 1 is a top elevational view of a foot for an upright vacuum cleaner;

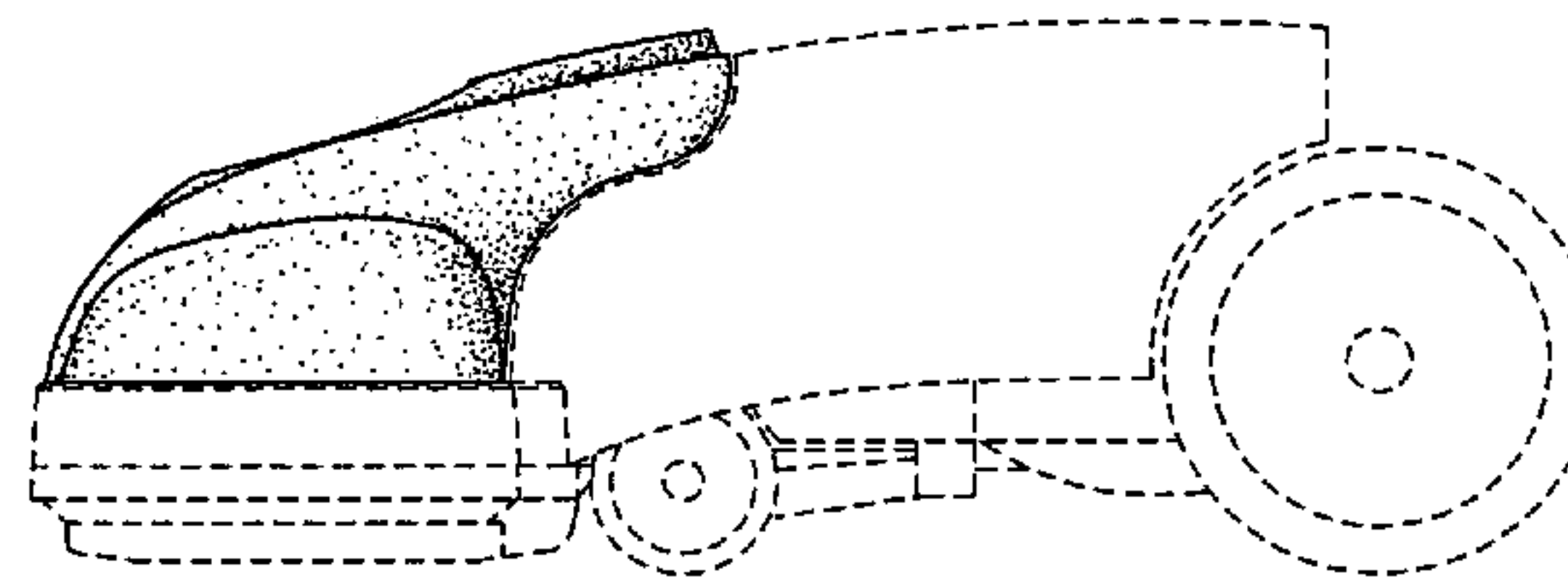
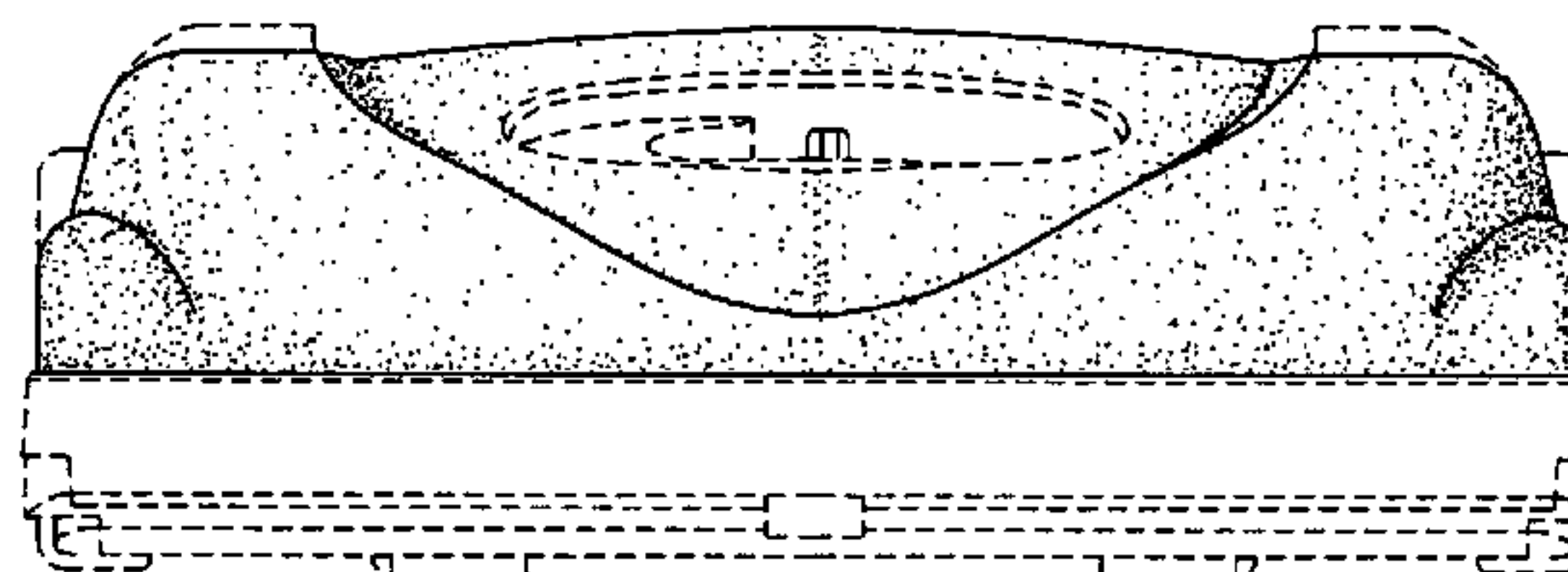
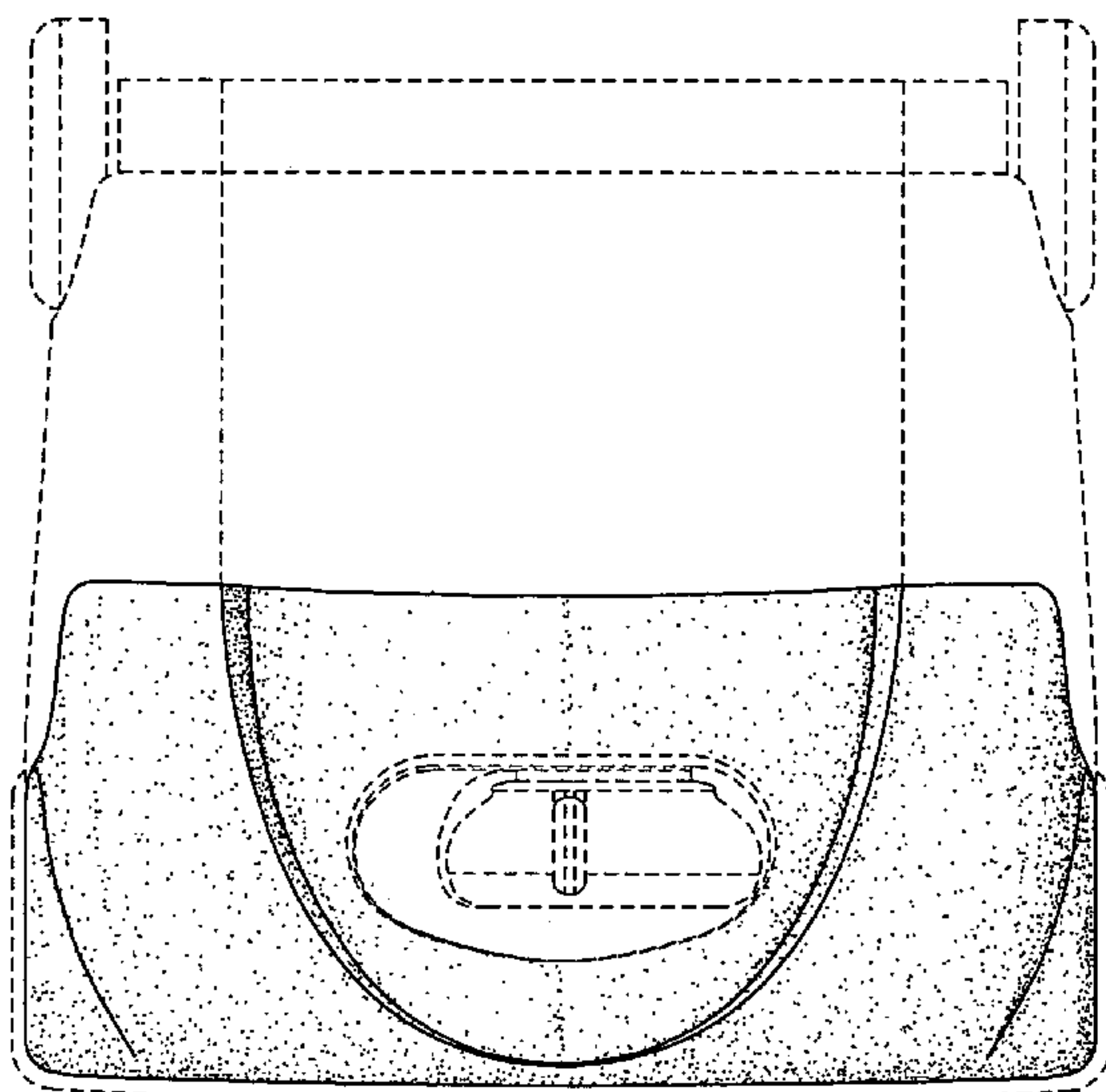
FIG. 2 is a front elevational view thereof;

FIG. 3 is a left side elevational view thereof; and,

FIG. 4 is a right elevational view thereof.

In FIGS. 1, 2, 3, and 4 the broken lines showing the foot for an upright vacuum and associated details are for illustrative purposes only and form no part of the claimed design.

1 Claim, 2 Drawing Sheets



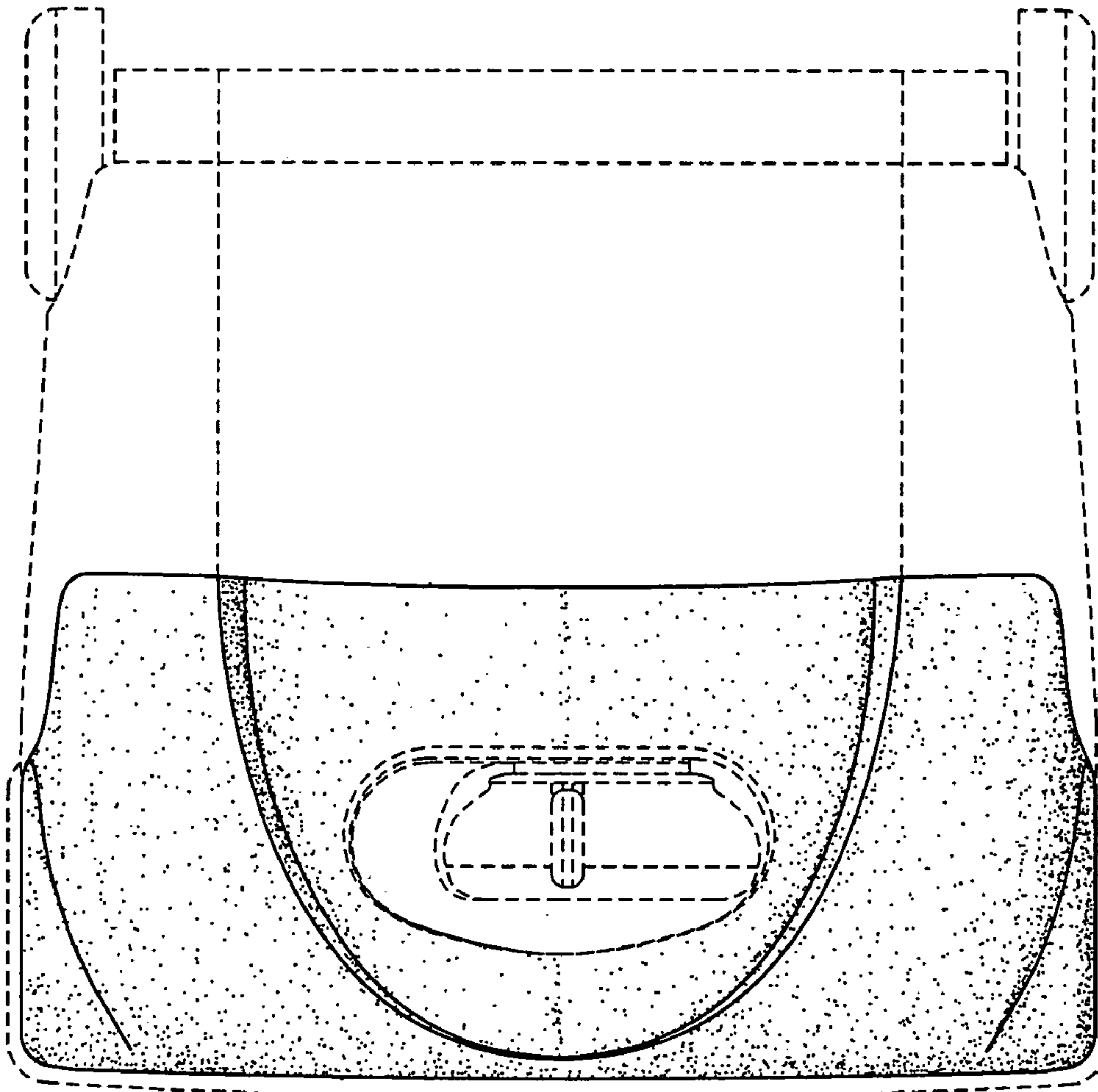


FIG-1

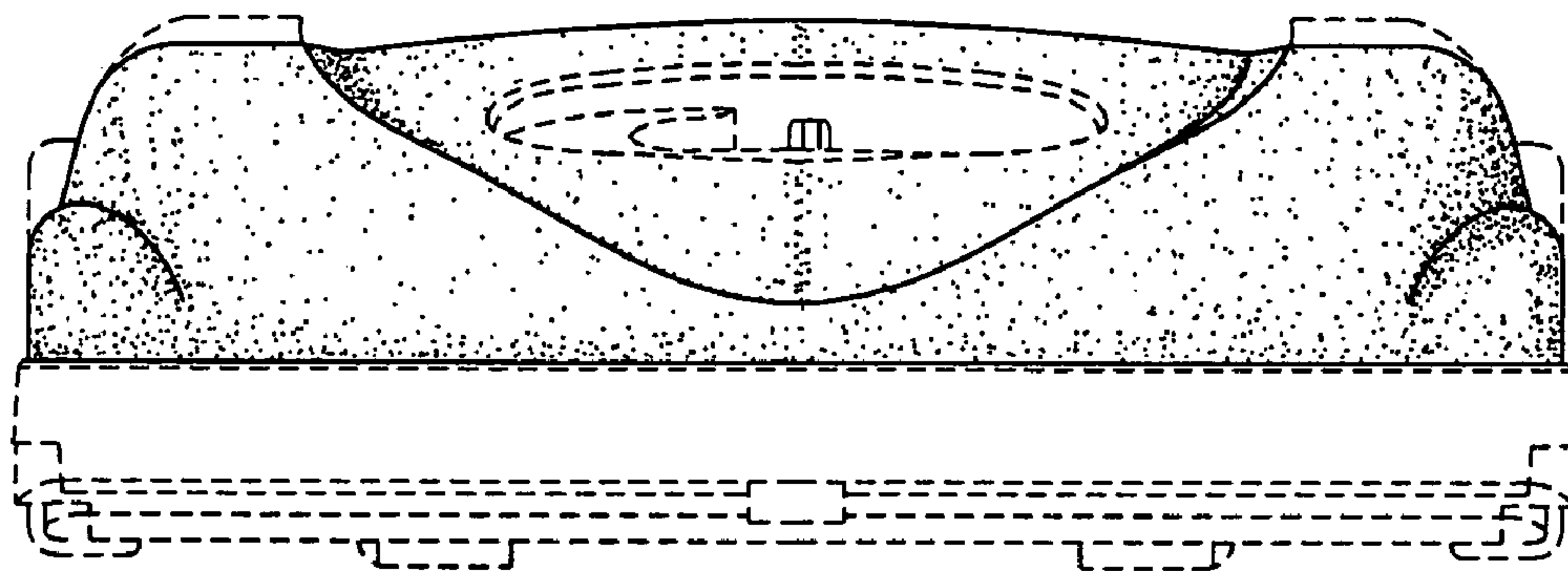


FIG-2

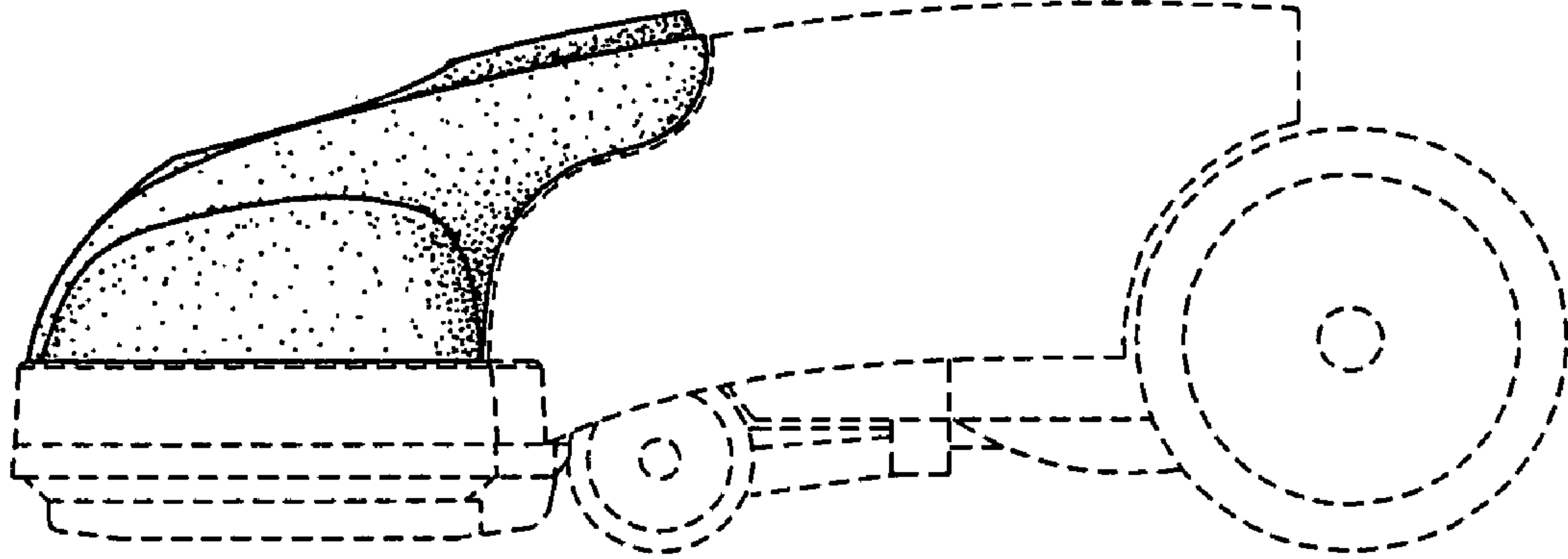


FIG-3

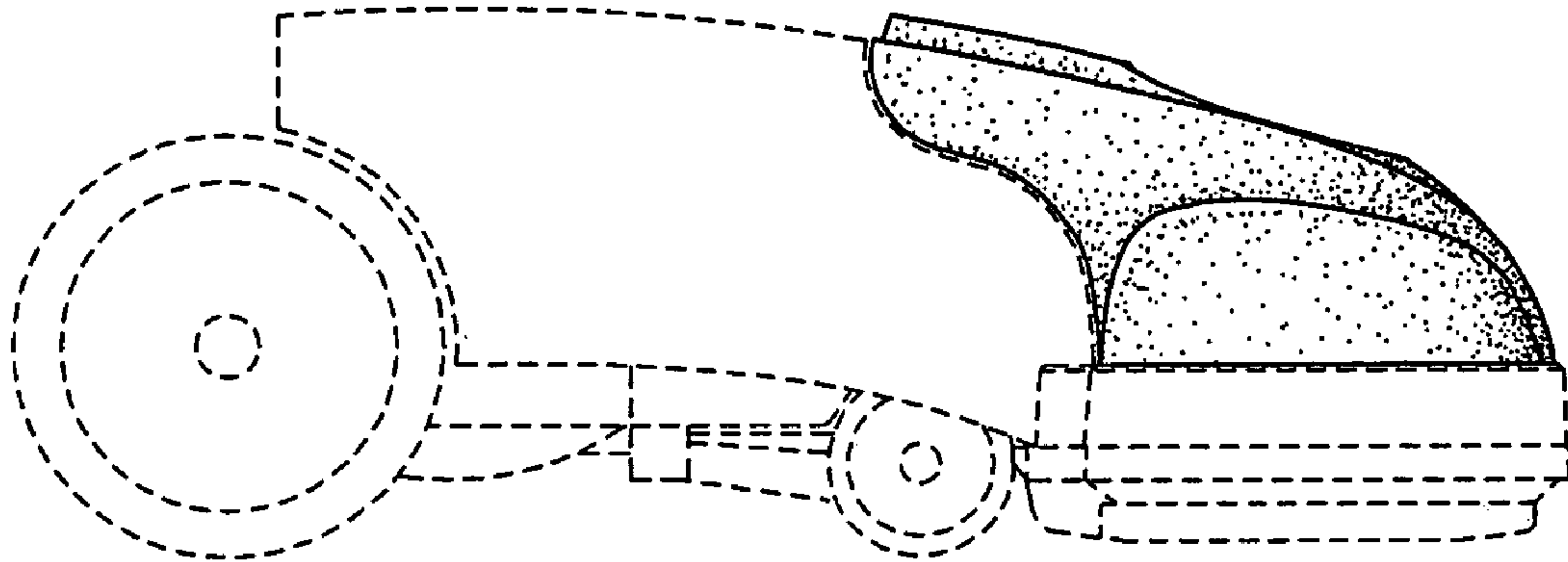


FIG-4