

US00D546504S

(12) **United States Design Patent**
Good

(10) **Patent No.:** **US D546,504 S**

(45) **Date of Patent:** **** Jul. 10, 2007**

(54) **DESK**

(76) **Inventor:** **Glendon R. Good**, 2945 Red Rock
Loop Rd., Sedona, AZ (US)
86336-9194

(**) **Term:** **14 Years**

(21) **Appl. No.:** **29/263,738**

(22) **Filed:** **Jul. 28, 2006**

(51) **LOC (8) Cl.** **06-04**

(52) **U.S. Cl.** **D28/422**

(58) **Field of Classification Search** D6/422-428,
D6/480, 484, 485, 487; 312/194-196, 223.1,
312/223.2

See application file for complete search history.

(56) **References Cited**

U.S. PATENT DOCUMENTS

D46,815 S *	1/1915	Fisher	D6/428
D189,879 S *	3/1961	Buzzitta	D6/422
D191,450 S *	10/1961	Abrahamson	D6/428
D196,733 S *	10/1963	Huller	D6/422
3,125,387 A *	3/1964	Abrahamson	312/195
D203,195 S *	12/1965	Hughes	D6/428

D234,387 S *	2/1975	Hodges	D6/420
D245,054 S *	7/1977	Leib	D6/422
D255,073 S *	5/1980	Zapf	D6/428
D501,335 S *	2/2005	Stangl et al.	D6/422
D505,566 S *	5/2005	Juneau et al.	D6/422

* cited by examiner

Primary Examiner—Janice E. Seeger

Assistant Examiner—Zenia Bennett

(57) **CLAIM**

I claim the ornamental design for a desk, as shown and described.

DESCRIPTION

FIG. 1 is a perspective view of a desk showing the new and original design;

FIG. 2 is a front elevational view thereof;

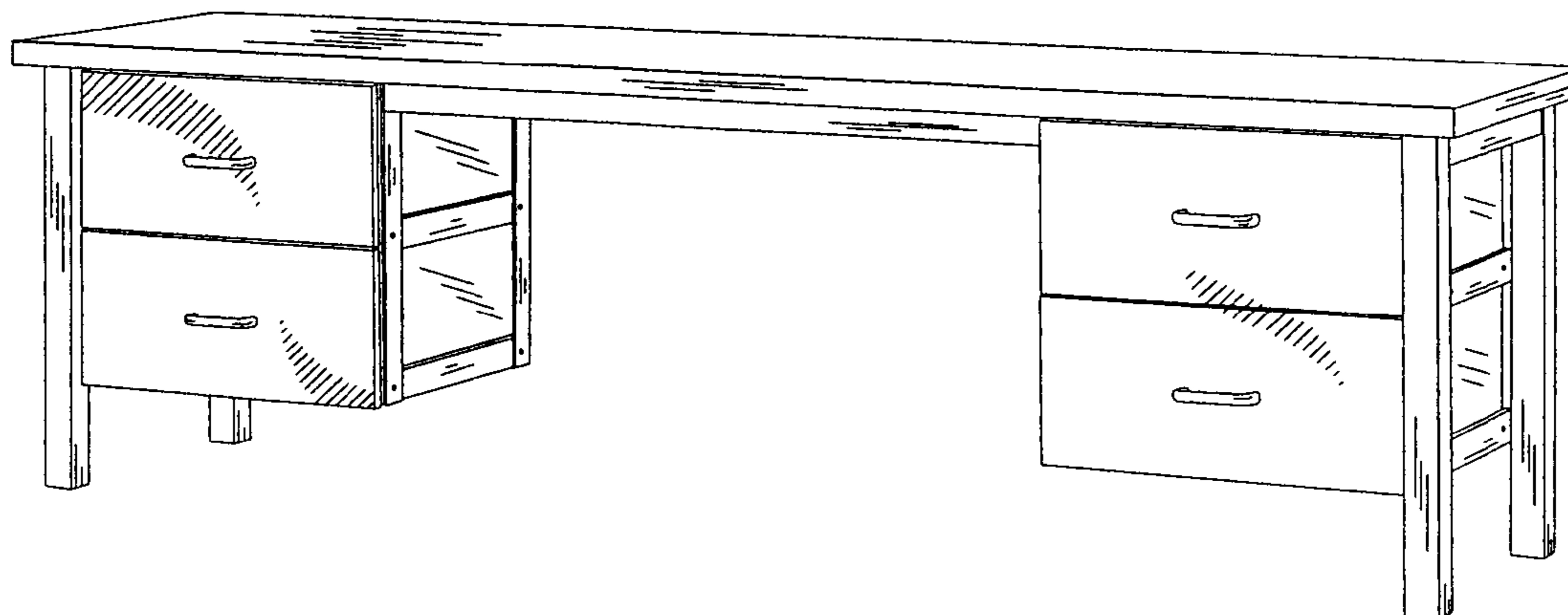
FIG. 3 is a bottom plan view thereof;

FIG. 4 is a top plan view thereof;

FIG. 5 is a rear elevational view thereof; and,

FIG. 6 is a side elevational view with the opposite side view being a mirror image thereof.

1 Claim, 2 Drawing Sheets



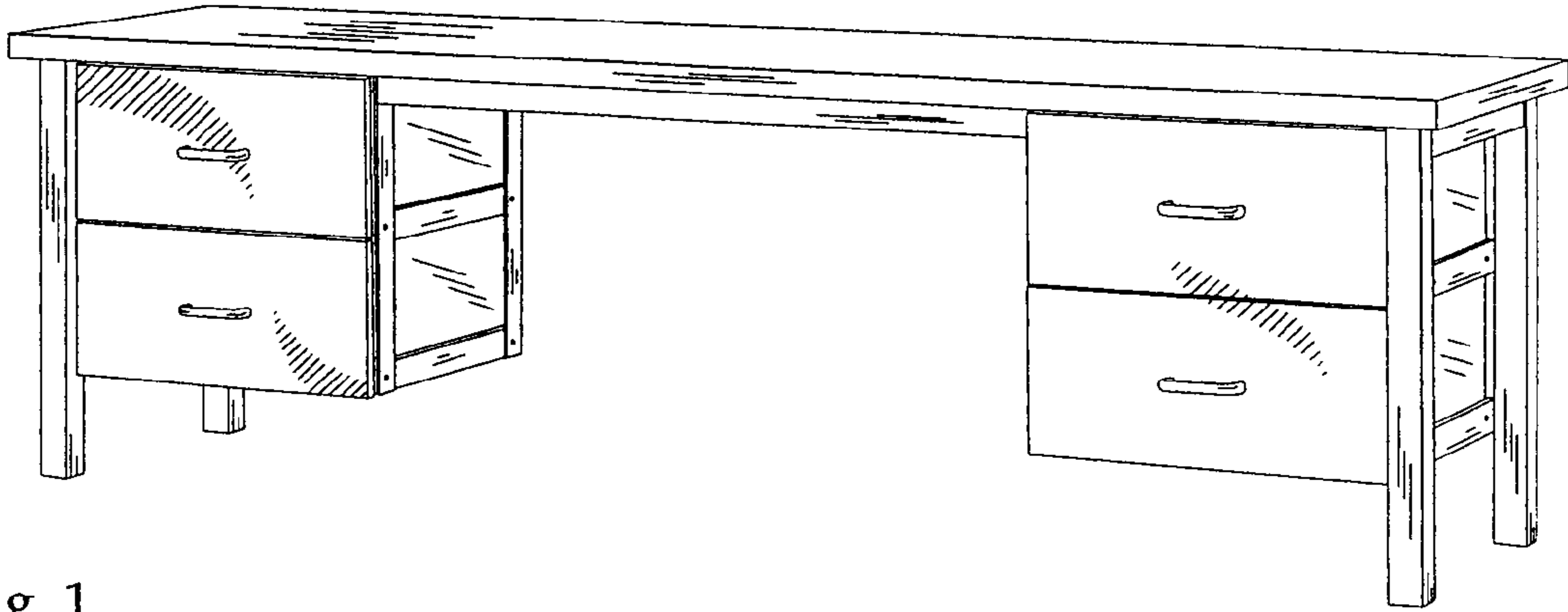


Fig. 1




Fig. 2

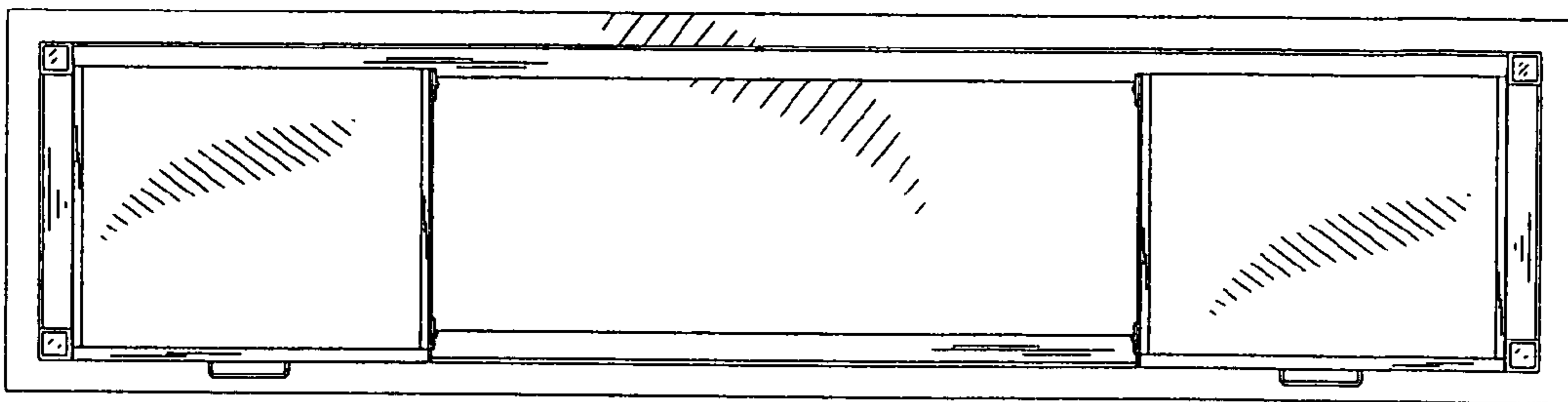


Fig. 3

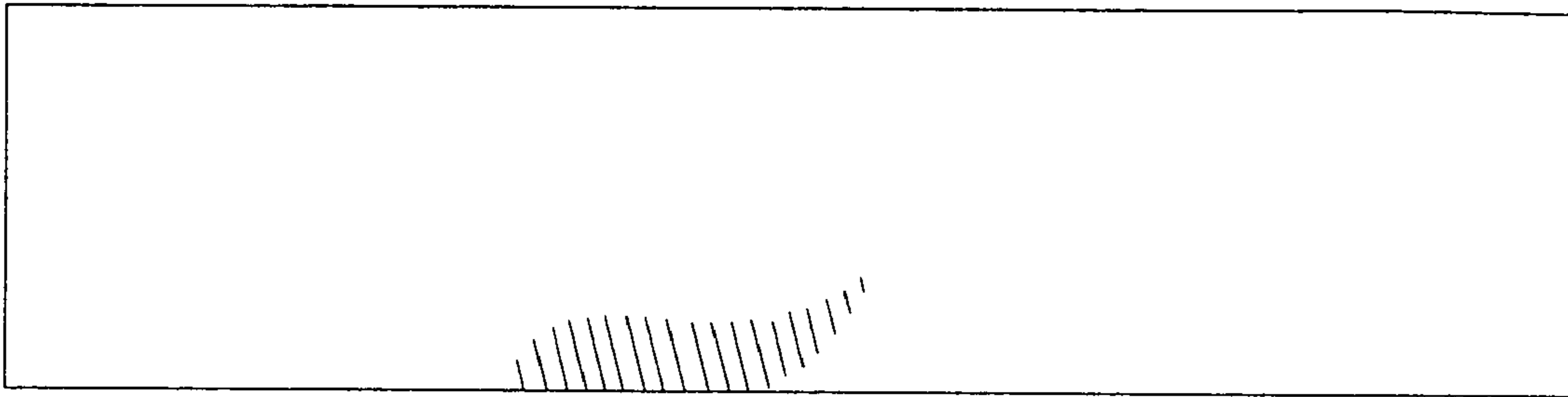


Fig. 4




Fig. 5

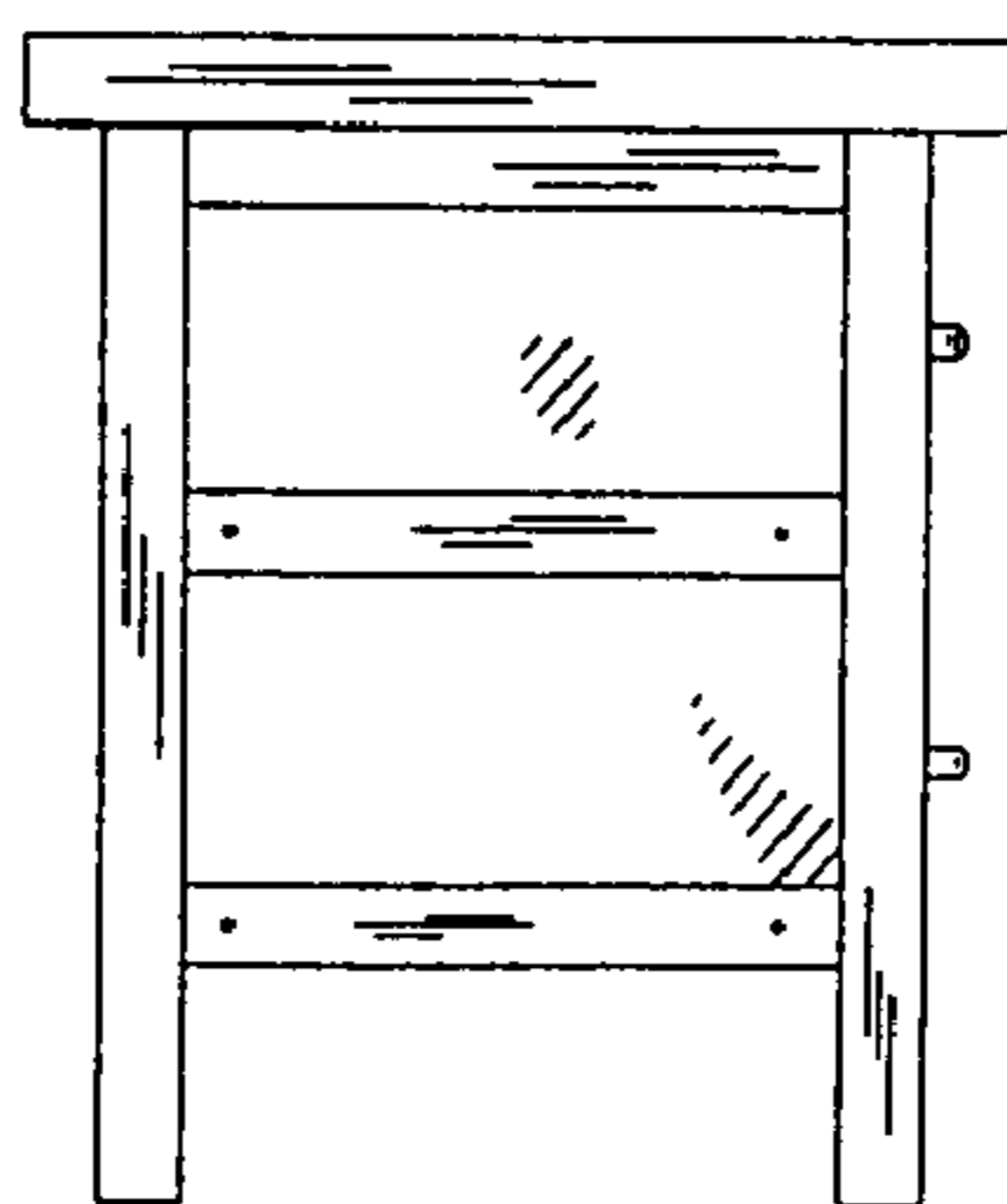


Fig. 6